



Vital Statistics in September 2018

- ☐ The number of live births was 26.1 thousand persons in September, falling by 13.3% year-on-year.
- ☐ The number of deaths was 22.9 thousand persons in September, rising by 1.3% year-on-year.
- ☐ The number of marriages was 14.3 thousand cases in September, dropping by 20.1% year-on-year.
- ☐ The number of divorces was 7.8 thousand cases in September, decreasing by 17.0% year-on-year.

< Vital statistics >

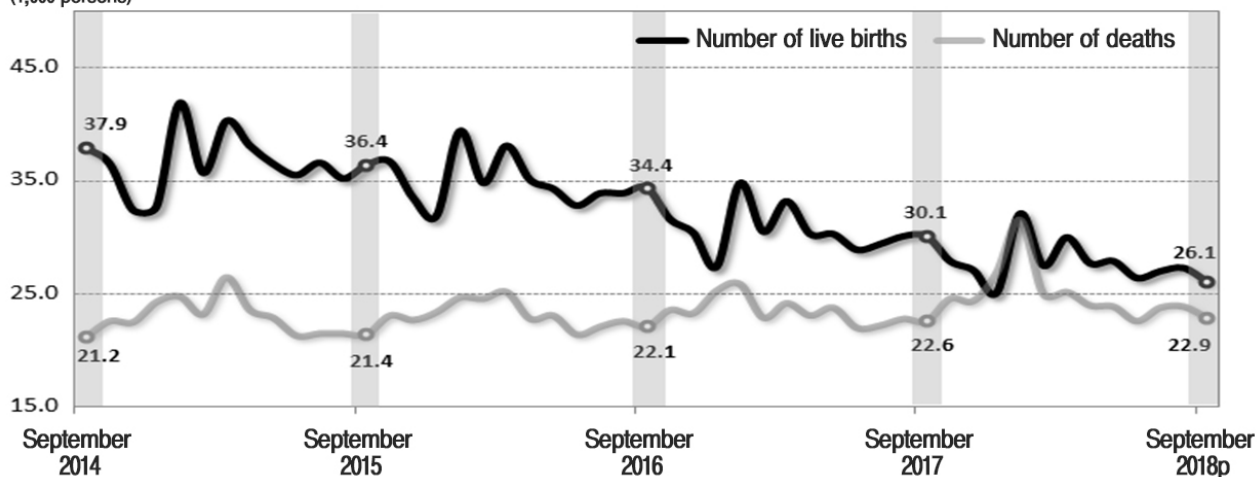
(Unit: 1,000 persons (cases), per 1,000 population (cases), %)

	Number of live births		Number of deaths		Natural increase		Number of marriages		Number of divorces	
		Crude birth rate		Crude death rate		Natural increase rate		Crude marriage rate		Crude divorce rate
Sep. 2017	30.1	7.1	22.6	5.4	7.5	1.8	17.9	4.3	9.4	2.2
Sep. 2018^p	26.1	6.2	22.9	5.4	3.2	0.8	14.3	3.4	7.8	1.9
Change	-4.0	-1.0	0.3	0.1	-4.3	-1.0	-3.6	-0.9	-1.6	-0.3
Percent change	-13.3	-	1.3	-	-57.3	-	-20.1	-	-17.0	-

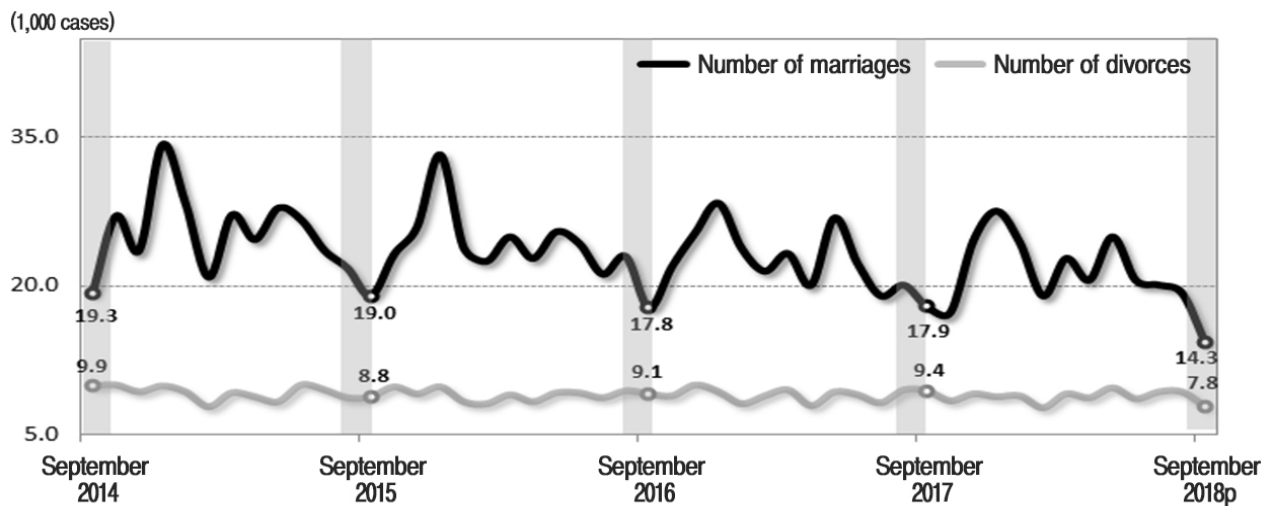
< trends in vital statistics >

○ Live birth and death

(1,000 persons)



○ Marriage and divorce



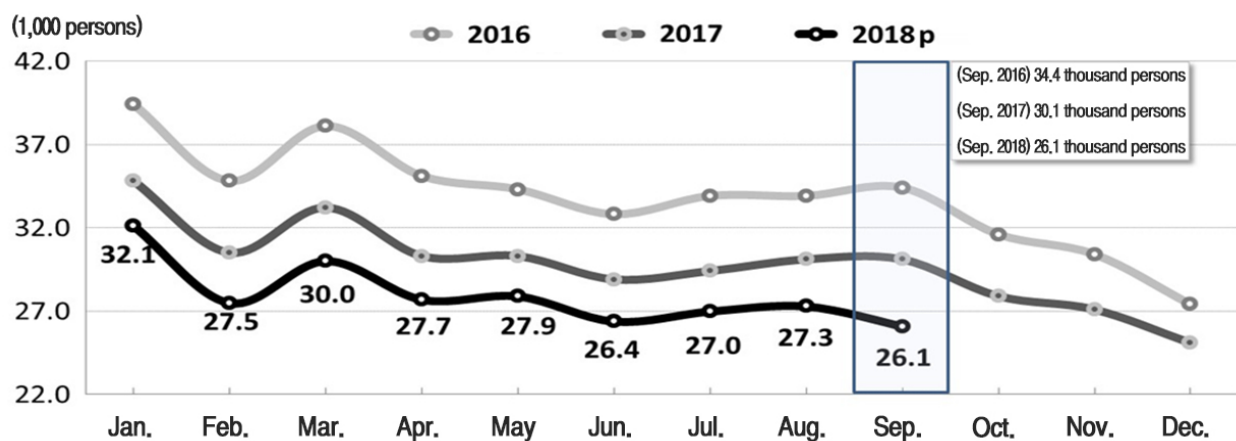
1. Live birth

- The number of live births was 26.1 thousand persons in September, which fell by 4 thousand persons (-13.3%) year-on-year.

[Table] Number of live births and percent changes

	2016	2017	2017		2018 ^p		
			Sep.	Jan. ~ Sep.	Aug.	Sep.	Jan. ~ Sep.
Number of live births (thousand persons)	406.2	357.8	30.1	277.7	27.3	26.1	252.1
Year-on-year percent change (%)	-7.3	-11.9	-12.5	-12.4	-9.3	-13.3	-9.2

[Figure] Live birth by month



【 Live birth in the third quarter 】

- The number of live births was 80.4 thousand persons in the third quarter, which dropped by 9.2 thousand persons (-10.3%) year-on-year.

[Table] Number of live births and percent changes

	2016	2017	2017		2018 ^p		
			3rd quarter	4th quarter	1st quarter	2nd quarter	3rd quarter
Number of live births (1,000 persons)	406.2	357.8	89.6	80.1	89.6	82.0	80.4
Year-on-year percent change (%)	-7.3	-11.9	-12.3	-10.3	-9.0	-8.4	-10.3

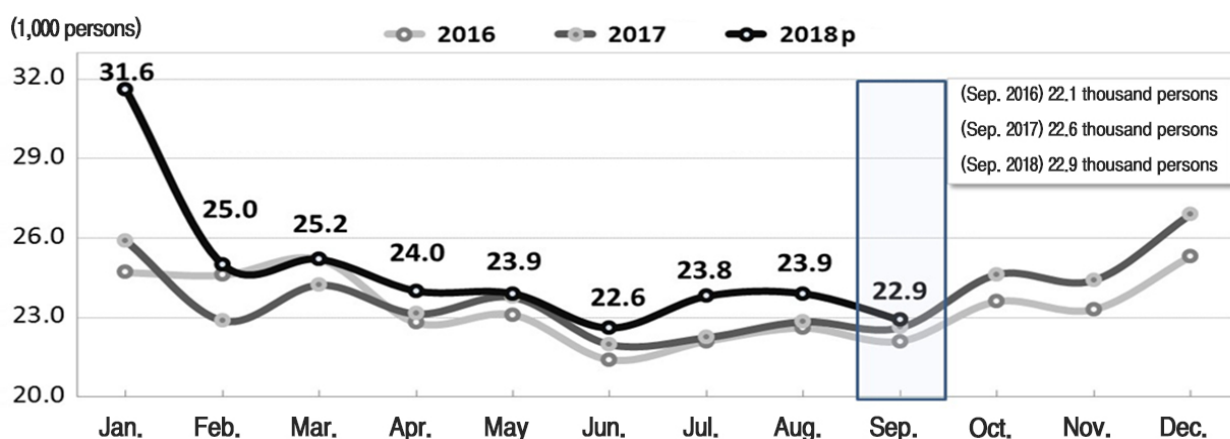
2. Death

- ☐ The number of deaths was 22.9 thousand persons in September, which rose by 0.3 thousand persons (1.3%) year-on-year.

[Table] Number of deaths and percent changes

	2016	2017	2017		2018 ^p		
			Sep.	Jan. ~ Sep.	Aug.	Sep.	Jan. ~ Sep.
Number of deaths (thousand persons)	280.8	285.5	22.6	209.6	23.9	22.9	222.9
Year-on-year percent change (%)	1.8	1.7	2.5	0.5	4.8	1.3	6.3

[Figure] Death by month



【 Death in the third quarter 】

- ☐ The number of deaths was 70.6 thousand persons in the third quarter, which rose by 2.9 thousand persons (4.3%) year-on-year.

[Table] Number of deaths and percent changes

	2016	2017	2017		2018 ^p		
			3rd quarter	4th quarter	1st quarter	2nd quarter	3rd quarter
Number of deaths (1,000 persons)	280.8	285.5	67.7	75.9	81.8	70.5	70.6
Year-on-year percent change (%)	1.8	1.7	1.5	5.0	12.1	2.3	4.3

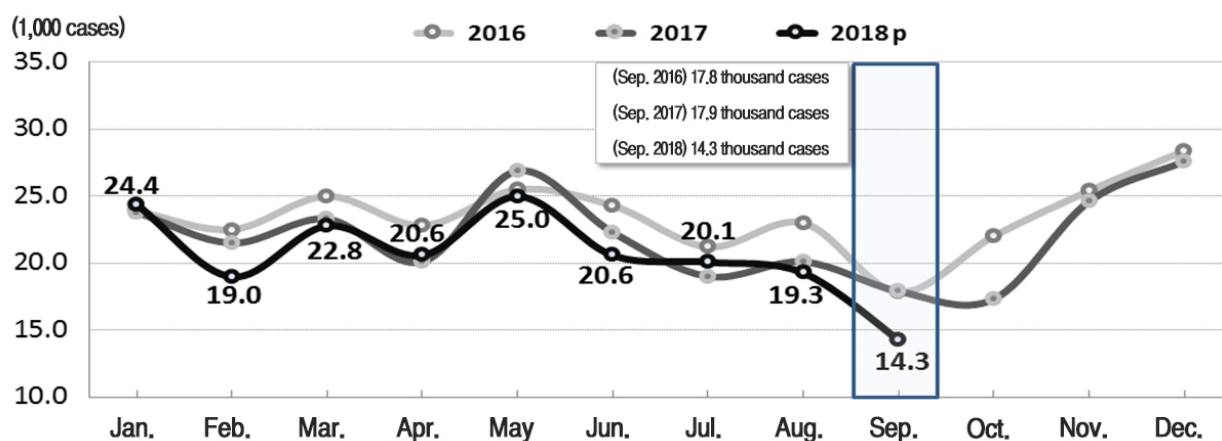
3. Marriage

- ☐ The number of marriages was 14.3 thousand cases in September, which fell by 3.6 thousand cases (-20.1%) year-on-year.

[Table] Number of marriages and percent changes

	2016	2017	2017		2018 ^p		
			Sep.	Jan. ~ Sep.	Aug.	Sep.	Jan. ~ Sep.
Number of marriages (thousand cases)	281.6	264.5	17.9	194.9	19.3	14.3	186.2
Year-on-year percent change (%)	-7.0	-6.1	1.0	-5.3	-4.0	-20.1	-4.5

[Figure] Marriage by month



[Marriage in the third quarter]

- ☐ The number of marriages was 53.8 thousand cases in the third quarter, which dropped by 3.2 thousand cases (-5.6%) year-on-year.

[Table] Number of marriages and percent changes

	2016	2017	2017		2018 ^p		
			3rd quarter	4th quarter	1st quarter	2nd quarter	3rd quarter
Number of marriages (1,000 cases)	281.6	264.5	57.0	69.6	66.2	66.2	53.8
Year-on-year percent change (%)	-7.0	-6.1	-8.0	-8.2	-3.5	-4.5	-5.6

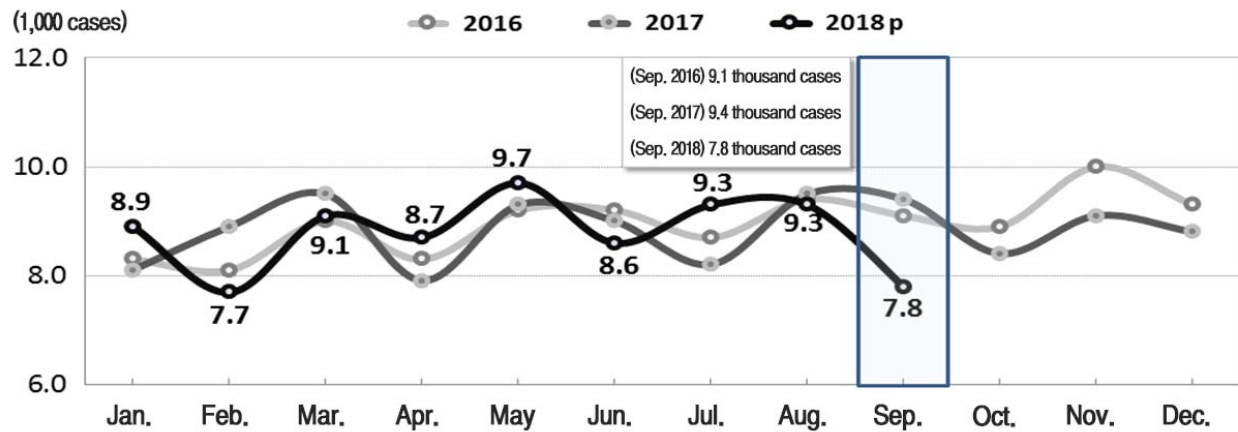
4. Divorce

- ☐ The number of divorces was 7.8 thousand cases in September, which decreased by 1.6 thousand cases (-17.0%) year-on-year.

[Table] Number of divorces and percent changes

	2016	2017	2017		2018 ^p		
			Sep.	Jan. ~ Sep.	Aug.	Sep.	Jan. ~ Sep.
Number of divorces (thousand cases)	107.3	106.0	9.4	79.7	9.3	7.8	79.2
Year-on-year percent change (%)	-1.7	-1.2	3.2	0.7	-2.1	-17.0	-0.6

[Figure] Divorce by month



【 Divorce in the third quarter 】

- ☐ The number of divorces was 26.4 thousand cases in the third quarter, which decreased by 0.7 thousand cases (-2.6%) year-on-year.

[Table] Number of divorces and percent changes

	2016	2017	2017		2018 ^p		
			3rd quarter	4th quarter	1st quarter	2nd quarter	3rd quarter
Number of divorces (1,000 cases)	107.3	106.0	27.1	26.3	25.7	27.0	26.4
Year-on-year percent change (%)	-1.7	-1.2	-0.3	-6.5	-3.0	3.1	-2.6