



Vital Statistics in July 2019

- ☐ The number of live births was 25,263 persons in July, declining by 6.5% year-on-year.
- ☐ The number of deaths was 23,172 persons in July, dropping by 3.0% year-on-year.
- ☐ The number of marriages was 19,180 cases in July, falling by 4.5% year-on-year.
- ☐ The number of divorces was 9,497 cases in July, rising by 1.8% year-on-year.

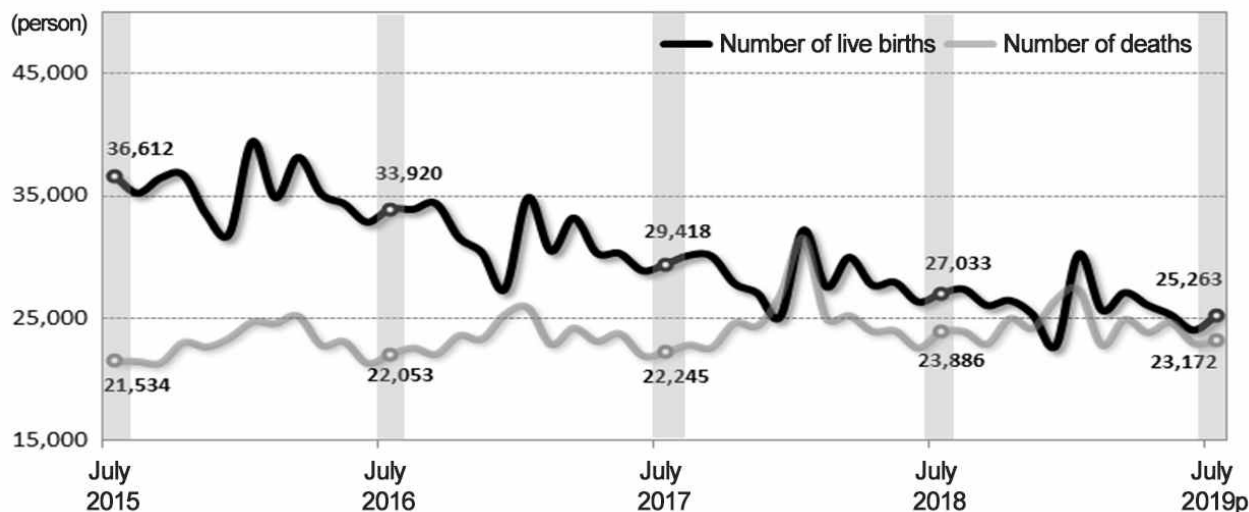
<Vital Statistics>

(Unit: person (case), per 1,000 population, %)

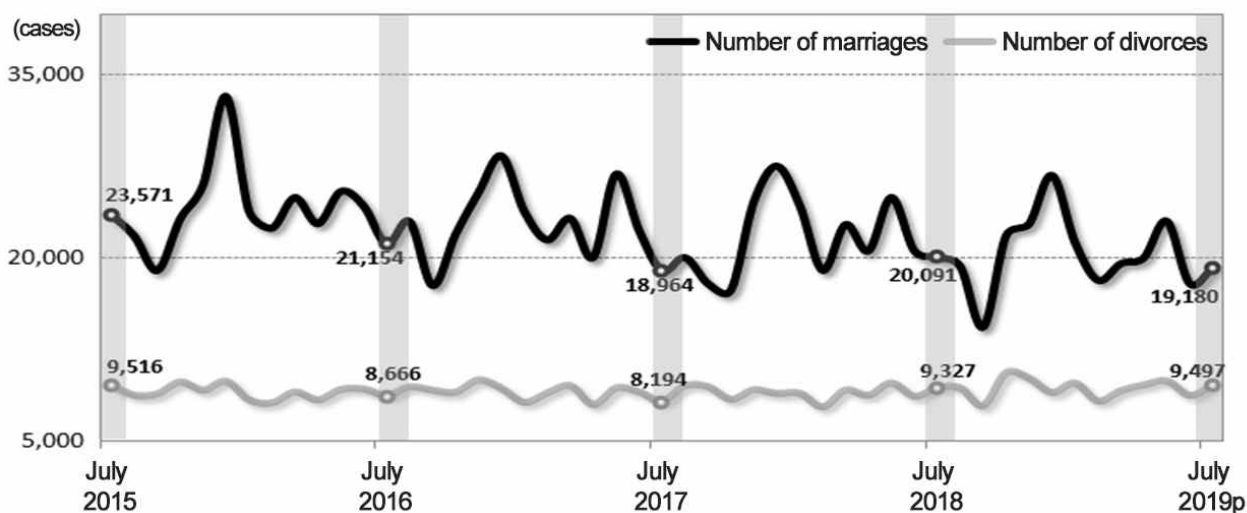
	Number of live births		Number of deaths		Natural increase		Number of marriages		Number of divorces	
		Crude birth rate		Crude death rate		Natural increase rate		Crude marriage rate		Crude divorce rate
July 2018	27,033	6.2	23,886	5.5	3,147	0.7	20,091	4.6	9,327	2.1
July 2019^p	25,263	5.8	23,172	5.3	2,091	0.5	19,180	4.4	9,497	2.2
Change	-1,770	-0.4	-714	-0.2	-1,056	-0.2	-911	-0.2	170	0.1
Percent change	-6.5	-	-3.0	-	-33.6	-	-4.5	-	1.8	-

<Trends in Vital Statistics>

◦ Live birth and death



◦ Marriage and divorce



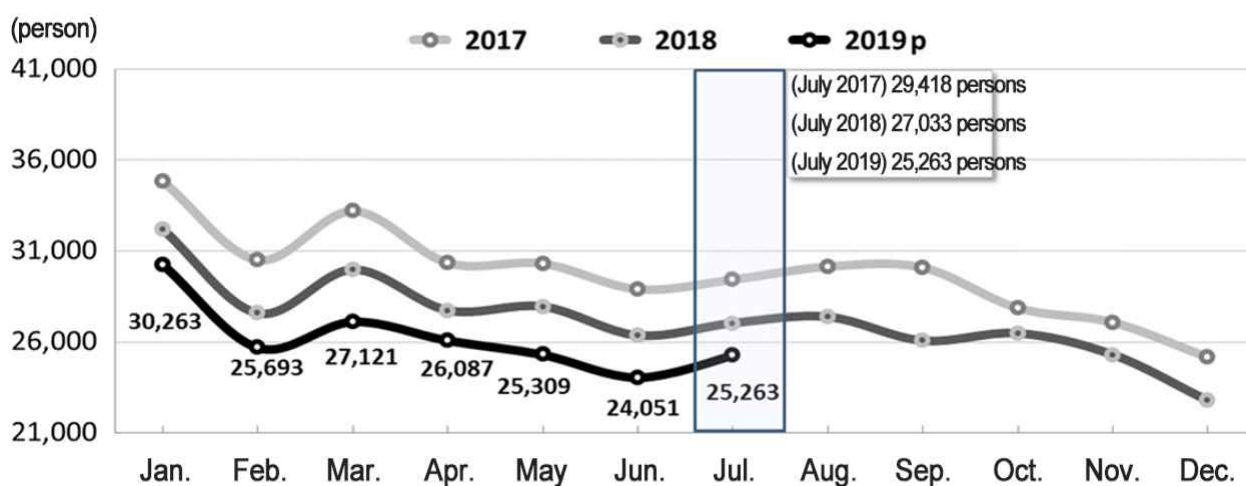
1. Live birth

- ☐ The number of live births was 25,263 persons in July, which fell by 1,770 persons (-6.5%) year-on-year.

[Table] Number of live births and percent changes

	2017	2018	2018		2019 ^p		
			July	Jan. ~ July	June	July	Jan. ~ July
Number of live births (person)	357,771	326,822	27,033	198,833	24,051	25,263	183,787
Year-on-year percent change (%)	-11.9	-8.7	-8.1	-8.6	-8.7	-6.5	-7.6

[Figure] Live birth by month



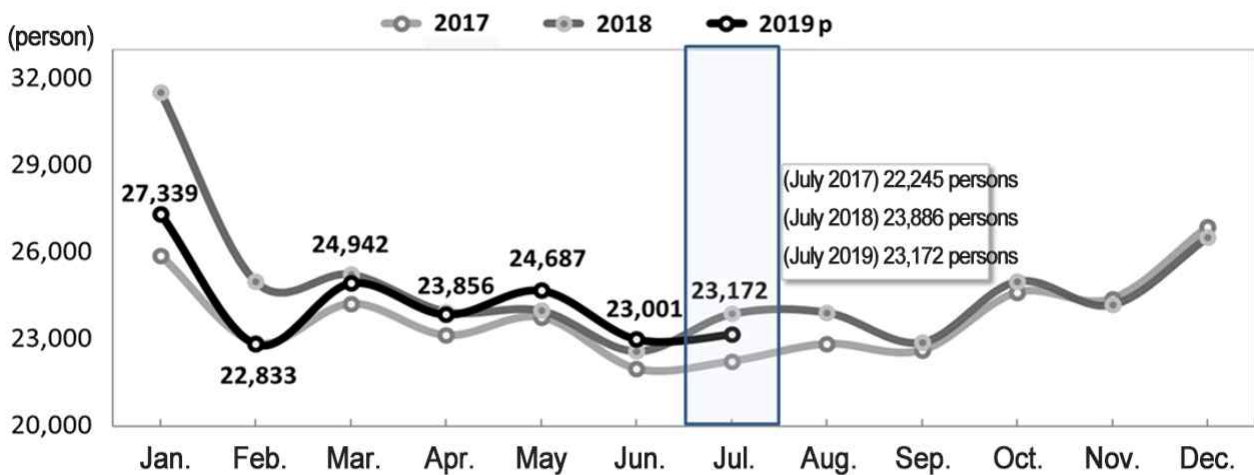
2. Death

- ☐ The number of deaths was 23,172 persons in July, which fell by 714 persons (-3.0%) year-on-year.

[Table] Number of deaths and percent changes

	2017	2018	2018		2019 ^p		
			July	Jan. ~ July	June	July	Jan. ~ July
Number of deaths (person)	285,534	298,820	23,886	176,244	23,001	23,172	169,831
Year-on-year percent change (%)	1.7	4.7	7.4	7.4	1.8	-3.0	-3.6

[Figure] Death by month



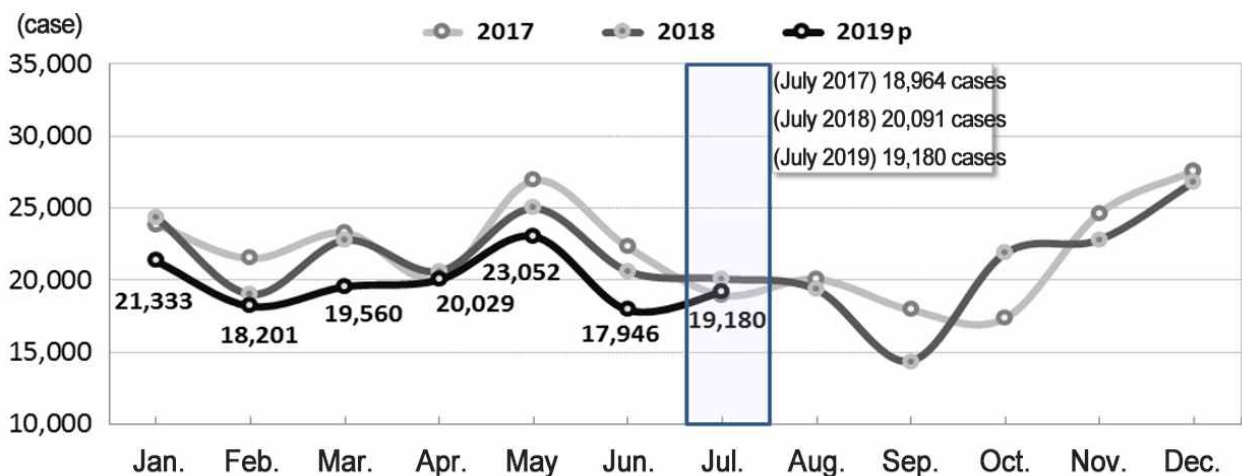
3. Marriage

- The number of marriages was 19,180 cases in July, which went down by 911 cases (-4.5%) year-on-year.

[Table] Number of marriages and percent changes

	2017	2018	2018		2019 ^p		
			July	Jan. ~ July	June	July	Jan. ~ July
Number of marriages (case)	264,455	257,622	20,091	152,458	17,946	19,180	139,301
Year-on-year percent change (%)	-6.1	-2.6	5.9	-2.8	-12.9	-4.5	-8.6

[Figure] Marriage by month



4. Divorce

- The number of divorces was 9,497 cases in July, which rose by 170 cases (1.8%) year-on-year.

[Table] Number of divorces and percent changes

	2017	2018	2018		2019 ^p		
			July	Jan. ~ July	June	July	Jan. ~ July
Number of divorces (case)	106,032	108,684	9,327	62,014	8,685	9,497	64,568
Year-on-year percent change (%)	-1.2	2.5	13.8	2.0	1.0	1.8	4.1

[Figure] Divorce by month

