



Cultivated Area of Autumn Cabbages and Radishes in 2021

- **The cultivated area of autumn cabbages decreased by 3.7% from 13,854ha in 2020 to 13,345ha in 2021.**
 - The cultivated area of autumn cabbages recorded a year-on-year decrease owing to the drop in the cabbage price compared to the July-September period of the previous year.
- **The cultivated area of autumn radishes grew by 15.0% from 5,147ha in 2020 to 5,918ha in 2021.**
 - The cultivated area of autumn radishes recorded a year-on-year increase owing to the lower price drop compared to cabbages between July and September, and the rising trend in radish prices compared to the first half of 2021.

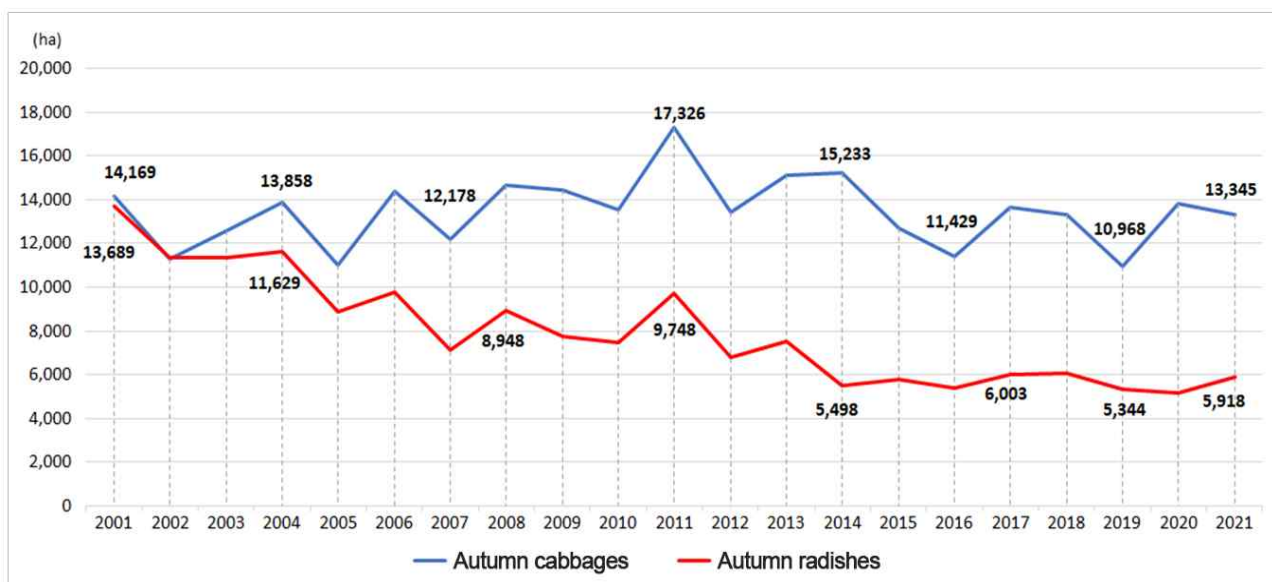
< Cultivated area of autumn cabbages and radishes >

(Unit: ha, %)

	2019	2020 (A)	2021 (B)	Change (C=B-A)	Percent change (C/A)
■ Autumn cabbages	10,968	13,854	13,345	-509	-3.7
■ Autumn radishes*	5,344	5,147	5,918	771	15.0

* The sum of autumn radishes, ponytail autumn radishes of the outdoors and ponytail autumn radishes of the greenhouses

< Cultivated area of autumn cabbages and radishes by year >



1. Cultivated area of autumn cabbages

The cultivated area of autumn cabbages fell by 509ha (-3.7%) from 13,854ha in 2020 to 13,345ha in 2021.

- The cultivated area of autumn cabbages recorded a year-on-year decrease owing to the drop in the cabbage price compared to the July-September period of the previous year.

- Cabbage prices between July and September (Source: Korea Agricultural Marketing Information Service (KAMIS), wholesale prices of high-quality cabbages per kg)

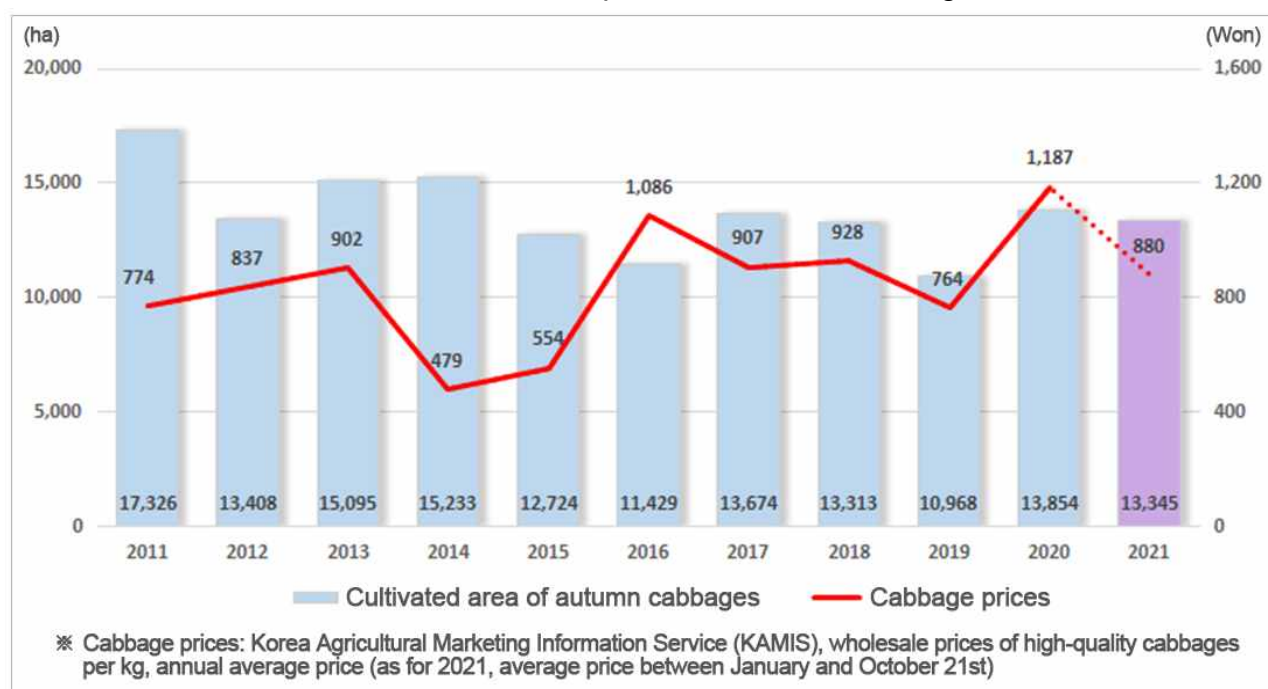
* 1,475 won in 2018 → 1,033 won in 2019 → 1,910 won in 2020 → 1,040 won in 2021

< Cultivated area of autumn cabbages >

(Unit: ha, %)

	2019	2020 (A)	2021 (B)	Change (C=B-A)	Percent change (C/A)
■ Autumn cabbages	10,968	13,854	13,345	-509	-3.7

< Cultivated area and price of autumn cabbages >



2. Cultivated area of autumn radishes

The cultivated area of autumn radishes grew by 771ha (15.0%) from 5,147ha in 2020 to 5,918ha in 2021.

- The cultivated area of autumn radishes recorded a year-on-year increase owing to the lower price drop compared to cabbages between July and September, and the rising trend in radish prices compared to the first half of 2021.

- Radish prices between July and September (Source: Korea Agricultural Marketing Information Service (KAMIS), wholesale prices of high-quality radishes per kg)

* 1,175 won in 2018 → 530 won in 2019 → 967 won in 2020 → 620 won in 2021

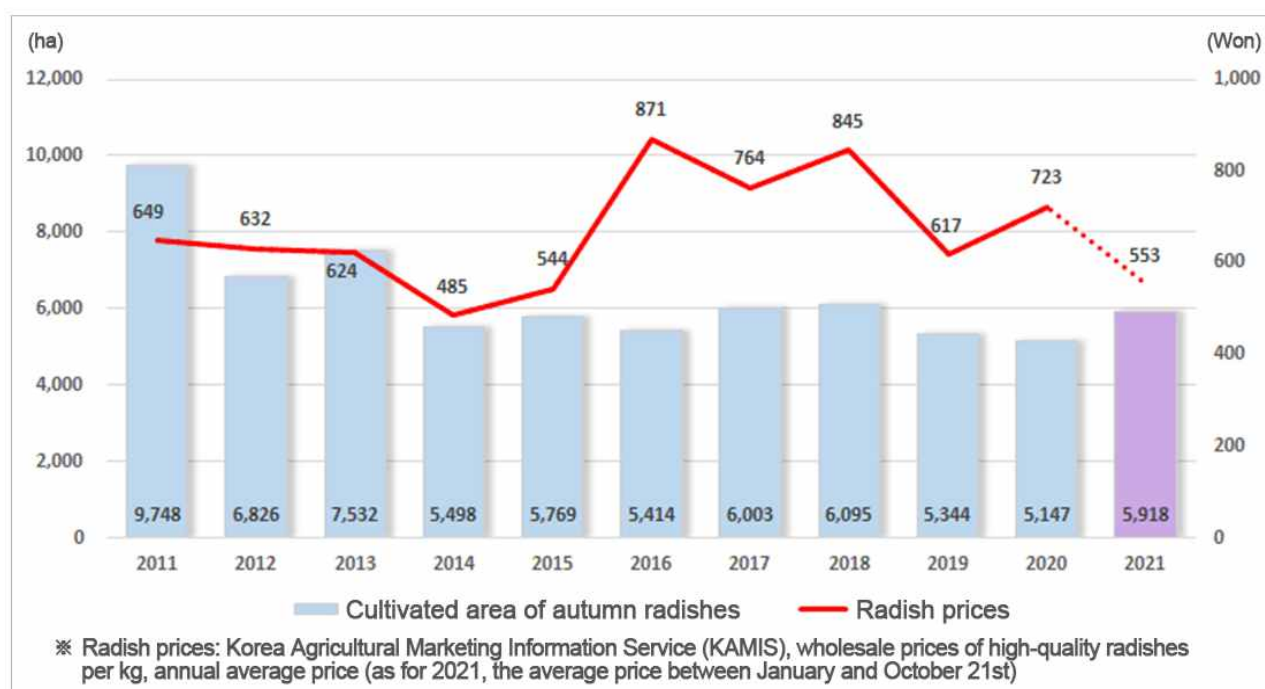
< Cultivated area of autumn radishes >

(Unit: ha, %)

	2019	2020 (A)	2021 (B)	Change (C=B-A)	Percent change (C/A)
■ Autumn radishes*	5,344	5,147	5,918	771	15.0

* The sum of autumn radishes, ponytail autumn radishes of the outdoors and ponytail autumn radishes of the greenhouses

< Cultivated area and price of autumn radishes >

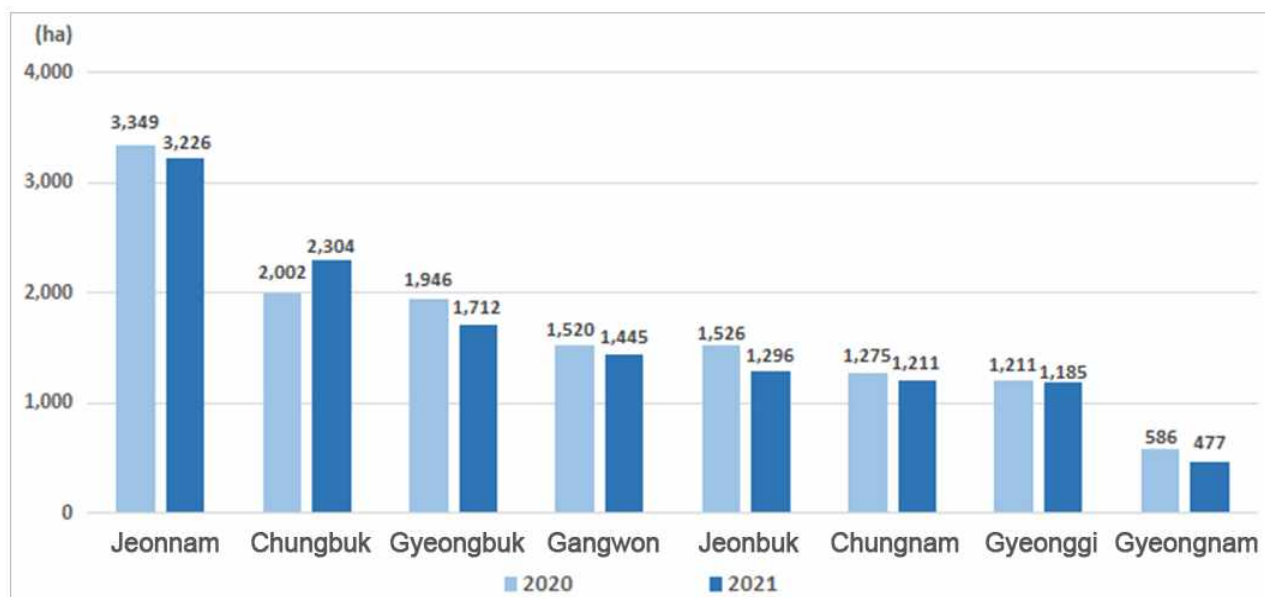


3. Cultivated area of autumn cabbages and radishes by province

(1) Cultivated area of autumn cabbages

- As for the cultivated area of autumn cabbages by province, Jeonnam recorded the highest figure of 3,226ha, which was followed by Chungbuk (2,304ha), Gyeongbuk (1,712ha), Gangwon (1,445ha) and Jeonbuk (1,296ha).

< Cultivated area of autumn cabbages by province >



(2) Cultivated area of autumn radishes

- As for the cultivated area of autumn radishes by province, Jeonbuk recorded the highest figure of 1,449ha, which was followed by Jeonnam (970ha), Gyeonggi (931ha), Chungnam (832ha) and Gangwon (538ha).

< Cultivated area of autumn radishes by province >

