



# Cultivated Area of Barley, Spring Potatoes, Apples and Pears in 2022

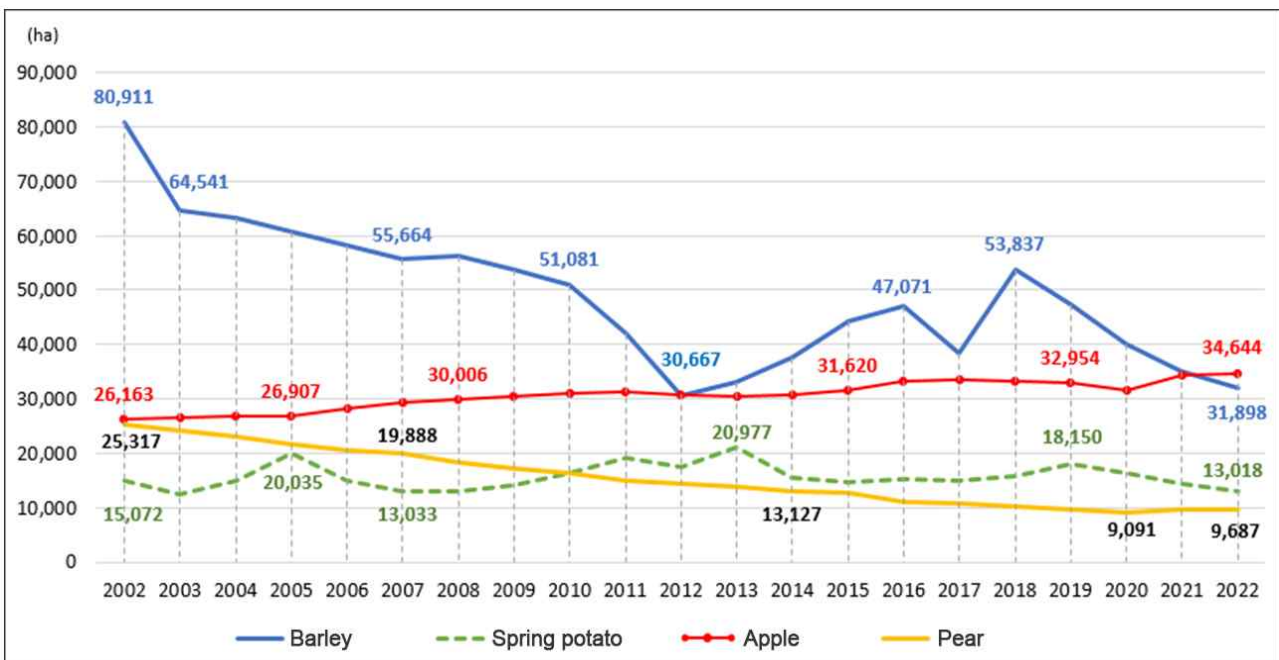
- The cultivated area of barley dropped by 9.0% from 35,047ha in 2021 to 31,898ha in 2022.
- The cultivated area of spring potatoes fell by 8.7% from 14,266ha in 2021 to 13,018ha in 2022.
- The cultivated area of apples rose by 0.8% from 34,359ha in 2021 to 34,644ha in 2022.
- The cultivated area of pears grew by 0.1% from 9,675ha in 2021 to 9,687ha in 2022.

< Cultivated area of barley, spring potatoes, apples and pears >

(Unit: ha, %)

	2020	2021 (A)	2022 (B)	Change (C = B - A)	Percent change (C/A)
■ Barley	40,202	35,047	31,898	-3,149	-9.0
■ Spring potato	16,339	14,266	13,018	-1,248	-8.7
■ Apple	31,598	34,359	34,644	285	0.8
■ Pear	9,091	9,675	9,687	12	0.1

< Cultivated area of barley, spring potatoes, apples and pears by year >



# 1. Cultivated area of barley

**The cultivated area of barley decreased by 3,149ha (-9.0%) from 35,047ha in 2021 to 31,898ha in 2022.**

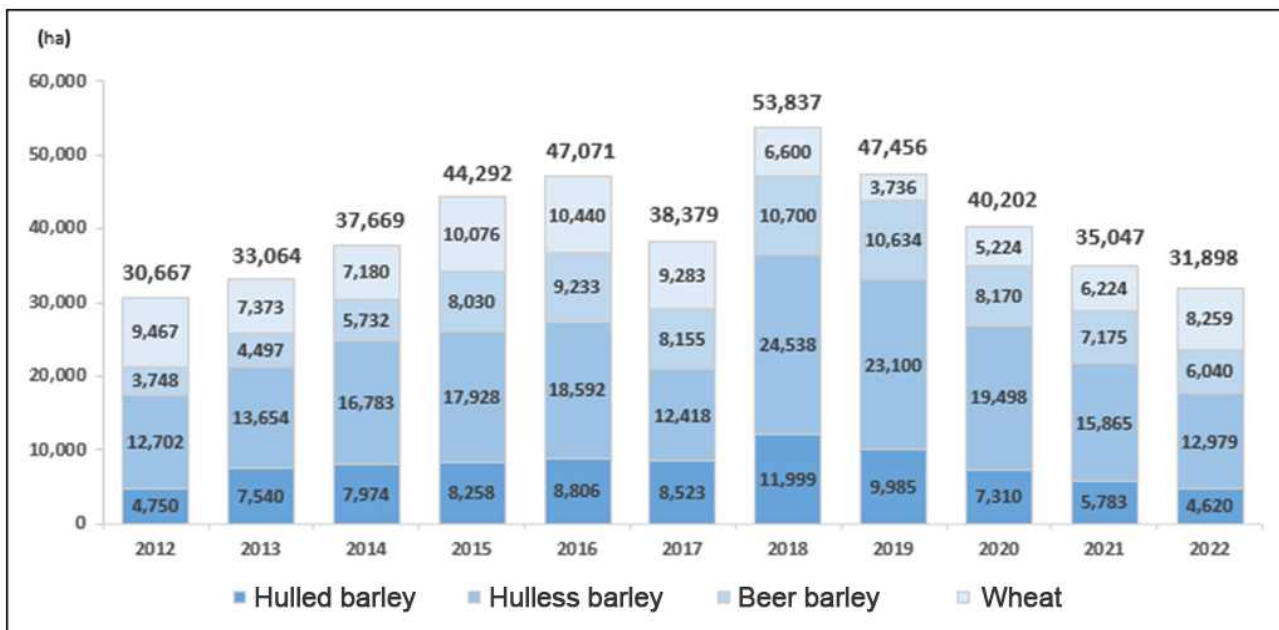
- Compared to 2021, the cultivated area of hulled barley, hulless barley and beer barley declined by 1,163ha (-20.1%), 2,886ha (-18.2%) and 1,135ha (-15.8%), respectively. Whereas, the cultivated area of wheat rose by 2,035ha (32.7%).

< Cultivated area of barley >

(Unit: ha, %)

	2020	2021 (A)	2022 (B)	Change (C = B - A)	Percent change (C/A)
Barley	40,202	35,047	31,898	-3,149	-9.0
Hulled barley	7,310	5,783	4,620	-1,162	-20.1
Hulless barley	19,498	15,865	12,979	-2,886	-18.2
Beer barley	8,170	7,175	6,040	-1,136	-15.8
Wheat	5,224	6,224	8,259	2,035	32.7

< Cultivated area of barley by year >



## (1) Hulled barley

- The cultivated area of hulled barley fell by 1,162ha (-20.1%) from 5,783ha in 2021 to 4,620ha in 2022.**

- As for the cultivated area of hulled barley by province, Jeonbuk recorded the highest figure of 2,598ha, which was followed by Gyeongnam (1,178ha) and Daegu (356ha).

## (2) Hulless barley

- The cultivated area of hulless barley decreased by 2,886ha (-18.2%) from 15,865ha in 2021 to 12,979ha in 2022.**

- As for the cultivated area of hulless barley by province, Jeonbuk recorded the highest figure of 5,920ha, which was followed by Jeonnam (5,717ha) and Gyeongnam (682ha).

### (3) Beer barley

- The cultivated area of beer barley dropped by 1,136ha (-15.8%) from 7,175ha in 2021 to 6,040ha in 2022.
- As for the cultivated area of beer barley by province, Jeonnam recorded the highest figure of 3,938ha, which was followed by Jeju (1,702ha) and Gyeongnam (280ha).

### (4) Wheat

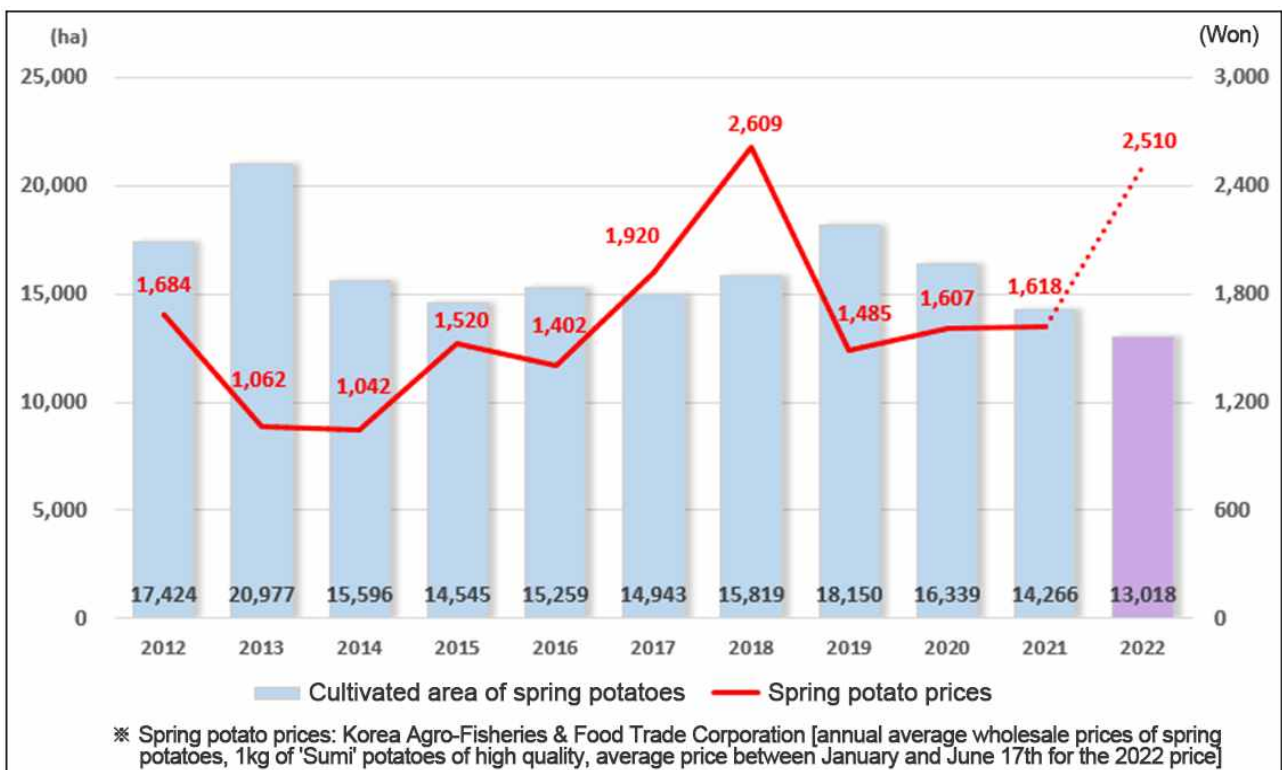
- The cultivated area of wheat rose by 2,035ha (32.7%) from 6,224ha in 2021 to 8,259ha in 2022.
- As for the cultivated area of wheat by province, Jeonnam recorded the highest figure of 3,277ha, which was followed by Jeonbuk (2,852ha) and Gwangju (892ha).

## 2. Cultivated area of spring potatoes

**The cultivated area of spring potatoes decreased by 1,248ha (-8.7%) from 14,266ha in 2021 to 13,018ha in 2022.**

- The cultivated area of spring potatoes showed a year-on-year decrease due to the drop in spring potato prices and the rise in labor costs during the shipping period in the previous year.
- \* Spring potato prices (Korea Agro-Fisheries & Food Trade Corporation, annual average wholesale prices, 1kg of 'Sumi' potatoes of high quality)
  - 1,485 won in 2019 → 1,607 won in 2020 → 1,618 won in 2021 → 2,510 won in 2022
- As for the cultivated area of spring potatoes by province, Gyeongbuk recorded the highest figure of 2,266ha, which was followed by Chungnam (2,133ha), Jeonnam (2,050ha), Gangwon (1,656ha) and Gyeonggi (1,360ha).

< Cultivated area and price of spring potatoes by year >

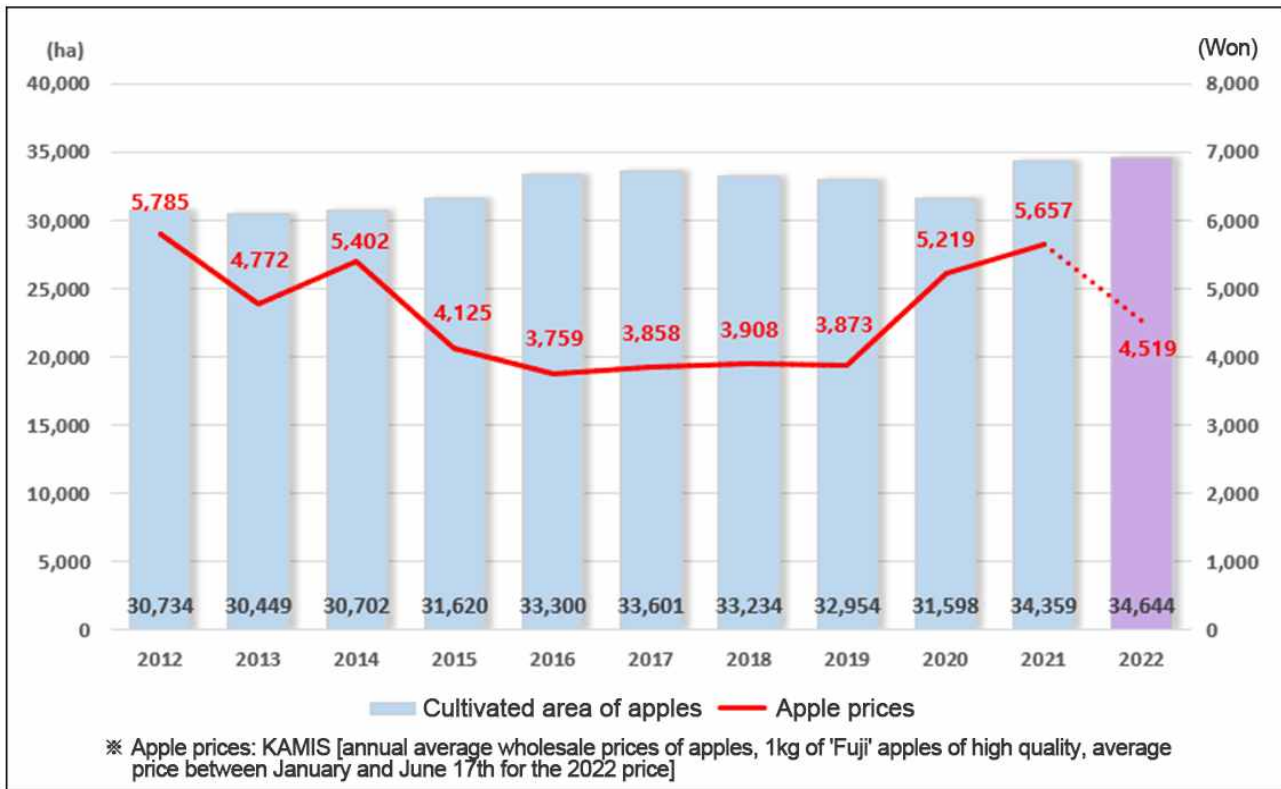


### 3. Cultivated area of apples

**The cultivated area of apples rose by 285ha (0.8%) from 34,359ha in 2021 to 34,644ha in 2022.**

- The cultivated area of apples showed a slight year-on-year increase due to the rise in apple prices in the previous year.
- \* Apple prices (Korea Agro-Fisheries & Food Trade Corporation, annual average wholesale prices, 1kg of 'Fuji' apples of high quality)
  - 3,873 won in 2019 → 5,219 won in 2020 → 5,657 won in 2021 → 4,519 won in 2022
- As for the cultivated area of apples by province, Gyeongbuk recorded the highest figure of 20,690ha, which was followed by Gyeongnam (3,820ha), Chungbuk (3,724ha) and Jeonbuk (2,317ha).

< Cultivated area and price of apples by year >



### 4. Cultivated area of pears

**The cultivated area of pears increased by 12ha (0.1%) from 9,675ha in 2021 to 9,687ha in 2022.**

- The cultivated area of pears showed a slight year-on-year increase due to the rise in pear prices in the previous year.
- \* Pear prices (Korea Agro-Fisheries & Food Trade Corporation, annual average wholesale prices, 1kg of 'Singo' pears of high quality)
  - 3,417 won in 2019 → 3,720 won in 2020 → 4,820 won in 2021 → 3,785 won in 2022

- As for the cultivated area of pears by province, Jeonnam marked the highest figure of 2,729ha, which was followed by Chungnam (1,993ha), Gyeonggi (1,533ha) and Gyeongbuk (1,005ha).

< Cultivated area and price of pears by year >

