



Statistics Korea

Press Release

다시, 대한민국!
새로운 국민의 나라

Embargo 12:00 P.M., April 27, 2023 Embargo 8:30A.M., April 27, 2023

Cultivated Area of Garlic and Onions in 2023

Contact Division	Social Statistics Bureau Agriculture and Fisheries Statistics Division	Contact Person	Kim, Hyun-gee (042-481-3684)
------------------	--	----------------	------------------------------

Cultivated Area of Garlic and Onions in 2023

- In 2023, the cultivated area of garlic recorded 24,710ha, rising by 10.5% from 22,362ha in 2022.
 - 22,362ha in 2022 → 24,710ha in 2023
 - The cultivated area of garlic recorded a year-on-year increase owing to the recently rising trend in garlic price.

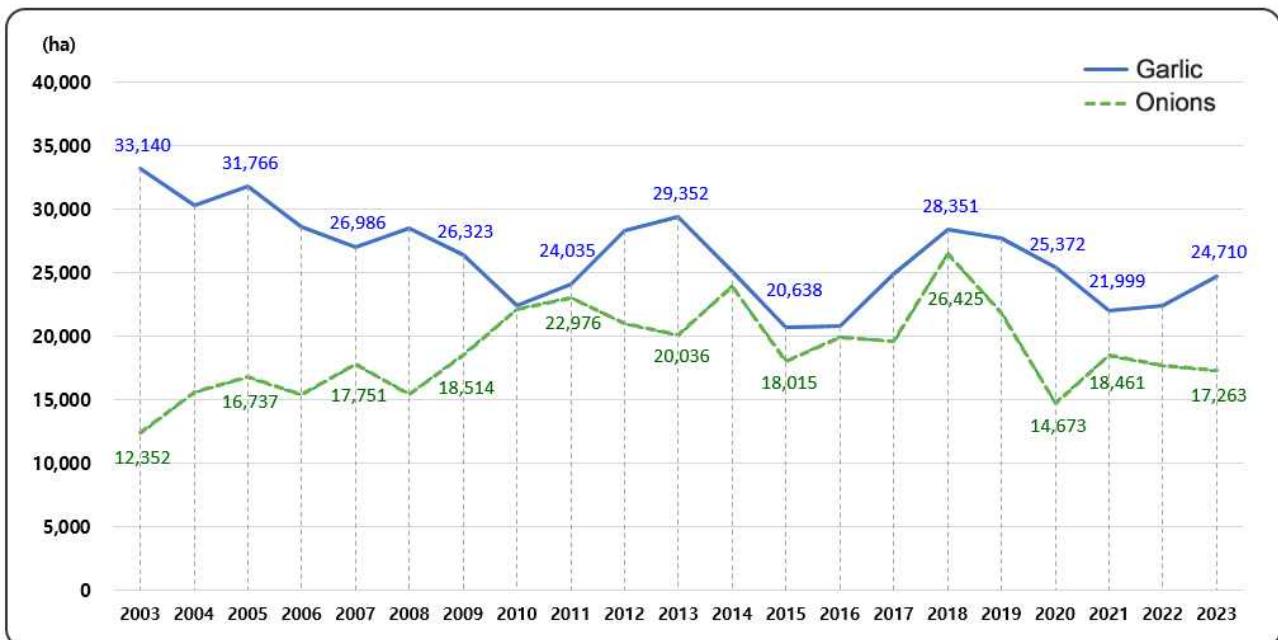
- In 2023, the cultivated area of onions marked 17,263ha, falling by 2.3% from 17,661ha in 2022.
 - 17,661ha in 2022 → 17,263ha in 2023
 - The cultivated area of onions recorded a year-on-year decrease due to the rise in labor costs, which resulted from population aging.

< Cultivated area of garlic and onions in 2023 >

(Unit: ha, %)

	2021	2022 (A)	2023 (B)	Change (C = B - A)	Percent change (C/A)
■ Garlic	21,999	22,362	24,710	2,348	10.5
■ Onions	18,461	17,661	17,263	-398	-2.3

< Cultivated area of garlic and onions by year >



1. Cultivated area of garlic

In 2023, the cultivated area of garlic marked 24,710ha, which increased by 2,348ha (10.5%) from 22,362ha in 2022.

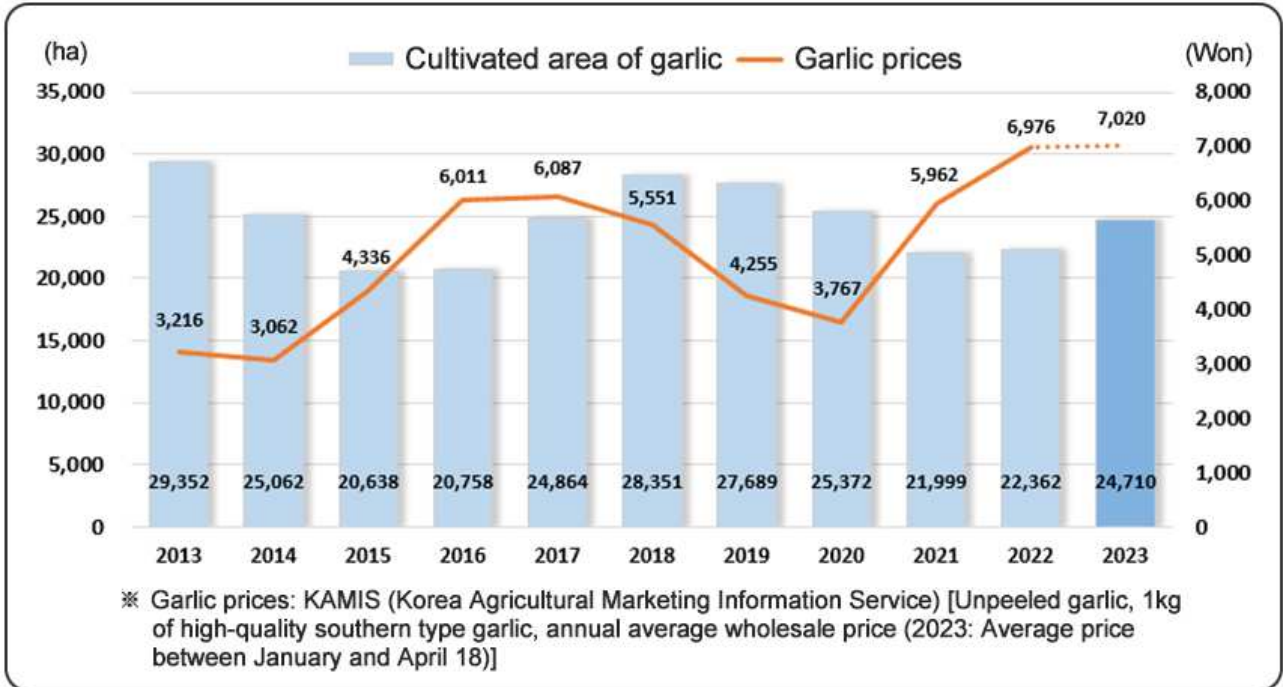
- The cultivated area of garlic recorded an increase year-on-year due to the recent rise in garlic price.

< Cultivated area of garlic in 2023 >

(Unit: ha, %)

	2021	2022 (A)	2023 (B)	Change (C = B - A)	Percent change (C/A)
Garlic	21,999	22,362	24,710	2,348	10.5
Northern type	5,420	4,462	4,370	-92	-2.1
Southern type	16,579	17,900	20,340	2,440	13.6

< Cultivated area and prices of garlic by year >



2. Cultivated area of onions

In 2023, the cultivated area of onions recorded 17,263ha, which fell by 398ha (-2.3%) from 17,661ha in 2022.

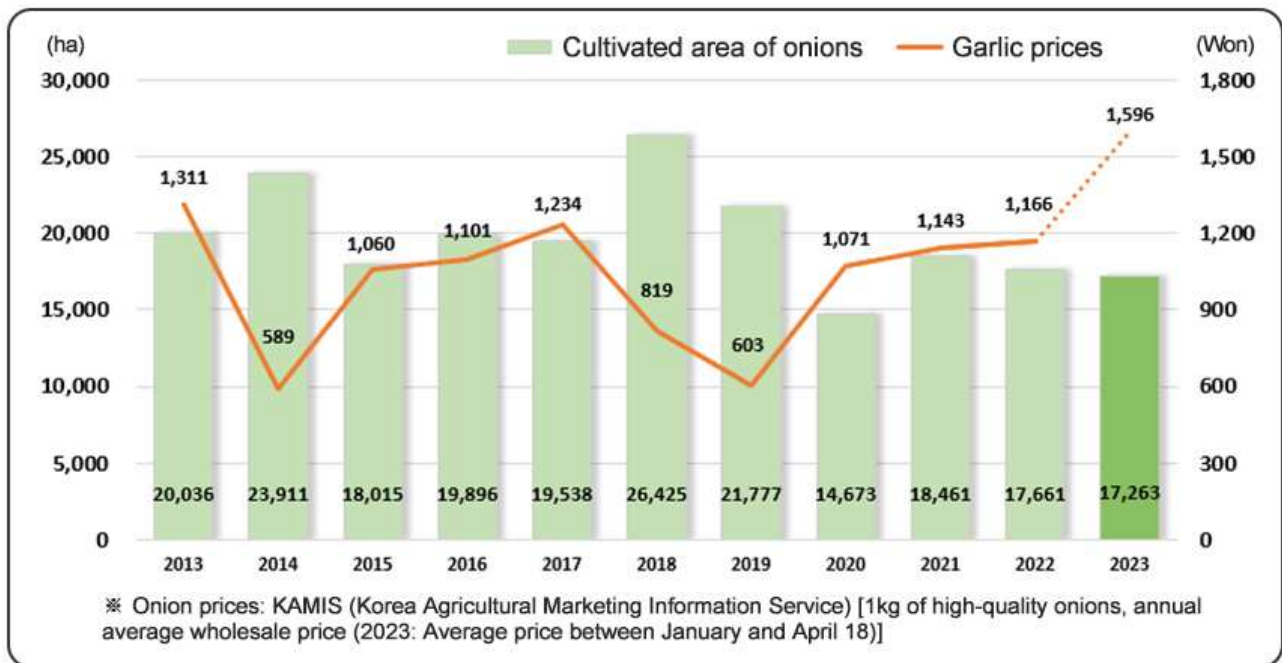
- The cultivated area of onions recorded a year-on-year decrease due to the rise in labor costs, which resulted from population aging in the rural areas.

< Cultivated area of onions in 2023 >

(Unit: ha, %)

	2021	2022 (A)	2023 (B)	Change (C = B - A)	Percent change (C/A)
Onions	18,461	17,661	17,263	-398	-2.3
Early maturity type	2,151	2,142	2,239	97	4.5
Middle and late maturity type	16,311	15,519	15,024	-494	-3.2

< Cultivated area and prices of onions by year >

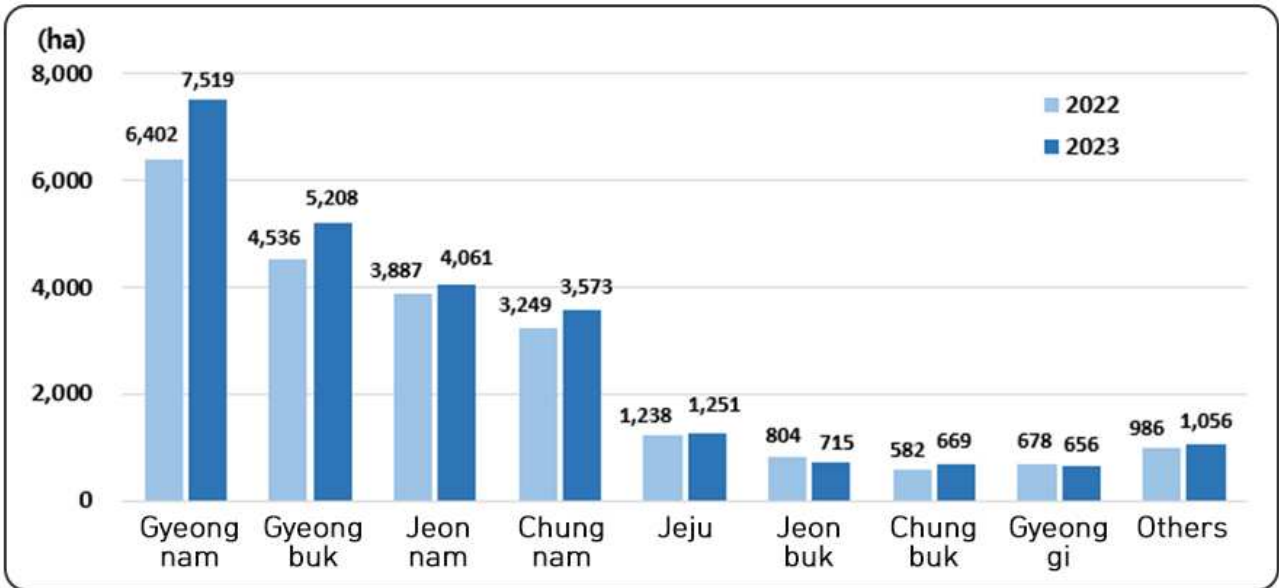


3. Cultivated area of garlic and onions by province

(1) Cultivated area of garlic

- As for the cultivated area of garlic by province, Gyeongnam showed the highest figure of 7,519ha, which was followed by Gyeongbuk (5,208ha), Jeonnam (4,061ha), Chungnam (3,573ha) and Jeju (1,251ha).

< Cultivated area of garlic by province >



(2) Cultivated area of onions

- As for the cultivated area of onions by province, Jeonnam recorded the highest figure of 6,079ha, which was followed by Gyeongnam (3,482ha), Gyeongbuk (2,986ha), Jeonbuk (1,751ha) and Jeju (1,035ha).

< Cultivated area of onions by province >

