



Statistics Korea

Press Release

다시, 대한민국!
새로운 국민의 나라

Embargo 12:00 P.M., June 29, 2023 Embargo 8:30A.M., June 29, 2023

Cultivated Area of Barley, Spring Potatoes, Apples and Pears in 2023

Contact Division	Social Statistics Bureau Agriculture and Fisheries Statistics Division	Contact Person	Kim, Sang-jin (042-481-3864)
------------------	--	----------------	------------------------------

Cultivated Area of Barley, Spring Potatoes, Apples and Pears in 2023

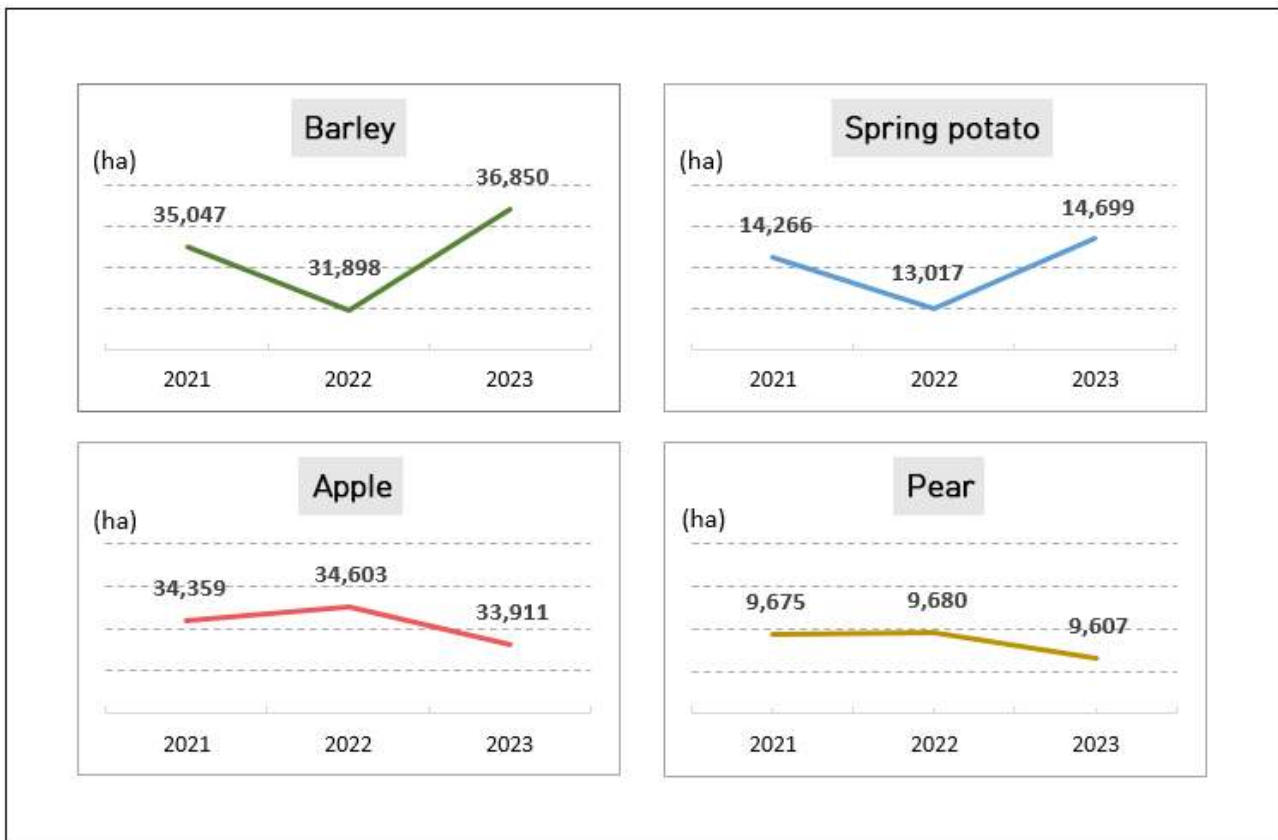
- The cultivated area of barley rose by 4,952ha (15.5%) from 31,898ha in 2022 to 36,850ha in 2023.
- The cultivated area of spring potatoes rose by 1,681ha (12.9%) from 13,017ha in 2022 to 14,699ha in 2023.
- The cultivated area of apples fell by 692ha (Δ 2.0%) from 34,603ha in 2022 to 33,911ha in 2023.
- The cultivated area of pears fell by 73ha (Δ 0.8%) from 9,680ha in 2022 to 9,607ha in 2023.

< Cultivated area of barley, spring potatoes, apples and pears in 2023 >

(Unit: ha, %)

	2021	2022 (A)	2023 (B)	Change (C = B - A)	Percent change (C/A)
■ Barley	35,047	31,898	36,850	4,952	15.5
■ Spring potato	14,266	13,017	14,699	1,681	12.9
■ Apple	34,359	34,603	33,911	-692	-2.0
■ Pear	9,675	9,680	9,607	-73	-0.8

< Trend in the cultivated area of barley, spring potatoes, apples and pears >



1. Cultivated area of barley

The cultivated area of barley increased by 4,952ha (15.5%) from 31,898ha in 2022 to 36,850ha in 2023.

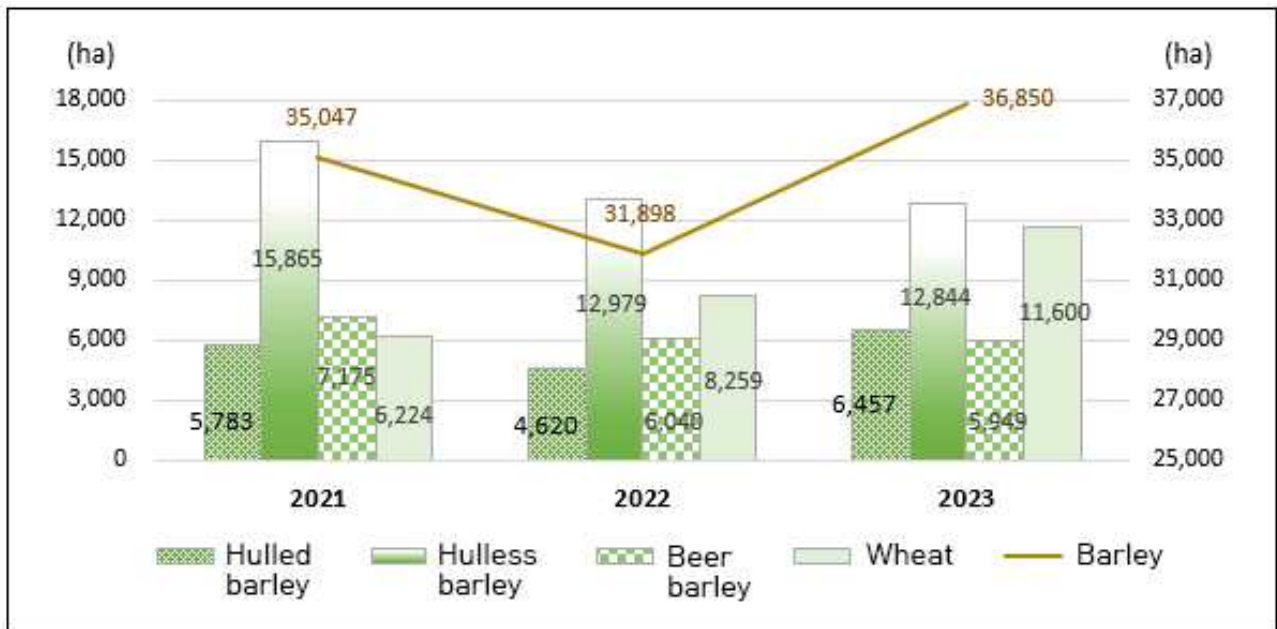
- Compared to 2022, the cultivated area of wheat and hulled barley rose by 3,341ha (40.5%) and 1,837ha (39.8%), respectively. Whereas, the cultivated area of beer barley and hulless barley declined by 91ha (△1.5%) and 135ha (△1.0%), respectively.

< Cultivated area of barley in 2023 >

(Unit: ha, %)

	2021	2022 (A)	2023 (B)	Change (C = B - A)	Percent change (C/A)
Barley	35,047	31,898	36,850	4,952	15.5
Hulled barley	5,783	4,620	6,457	1,837	39.8
Hulless barley	15,865	12,979	12,844	-135	-1.0
Beer barley	7,175	6,040	5,949	-91	-1.5
Wheat	6,224	8,259	11,600	3,341	40.5

< Trend in the cultivated area of barley >



(1) Cultivated area of hulled barley

○ The cultivated area of hulled barley grew by 1,837ha (39.8%) from 4,620ha in 2022 to 6,457ha in 2023.

- Cultivated area of hulled barley of top 5 provinces

(Unit: ha)

Jeonbuk	Gyeongnam	Gyeongbuk	Daegu	Gangwon	Others*
4,643	1,094	356	297	37	30

* Others: 12 provinces including Seoul and Gyeonggi

(2) Cultivated area of hulless barley

○ The cultivated area of hulless barley decreased by 135ha (Δ 1.0%) from 12,979ha in 2022 to 12,844ha in 2023.

- Cultivated area of hulless barley of top 5 provinces

(Unit: ha)

Jeonnam	Jeonbuk	Gyeongnam	Gyeongbuk	Jeju	Others*
6,370	5,444	624	166	108	132

* Others: 12 provinces including Seoul and Gyeonggi

(3) Cultivated area of beer barley

○ The cultivated area of beer barley dropped by 91ha (Δ 1.5%) from 6,040ha in 2022 to 5,949ha in 2023.

- Cultivated area of beer barley of top 5 provinces

(Unit: ha)

Jeonnam	Jeju	Gyeongnam	Jeonbuk	Chungbuk	Others*
4,068	1,608	217	50	5	1

* Others: 12 provinces including Seoul and Gyeonggi

(4) Cultivated area of wheat

○ The cultivated area of wheat rose by 3,341ha (40.5%) from 8,259ha in 2022 to 11,600ha in 2023.

- Cultivated area of wheat of top 5 provinces

(Unit: ha)

Jeonbuk	Jeonnam	Gwangju	Gyeongnam	Chungnam	Others*
4,618	4,572	1,133	658	282	337

* Others: 12 provinces including Seoul and Gyeonggi

2. Cultivated area of spring potatoes

The cultivated area of spring potatoes increased by 1,681ha (12.9%) from 13,017ha in 2022 to 14,699ha in 2023.

○ The cultivated area of spring potatoes showed a year-on-year increase due to the rise in spring potato prices resulting from the drop in spring potato production in the previous year.

* Spring potato prices (Korea Agro-Fisheries & Food Trade Corporation, annual average wholesale prices, 1kg of 'Sumi' potatoes of high quality)

• 1,607 won in 2020 → 1,618 won in 2021 → 2,341 won in 2022 → 2,646 won in 2023

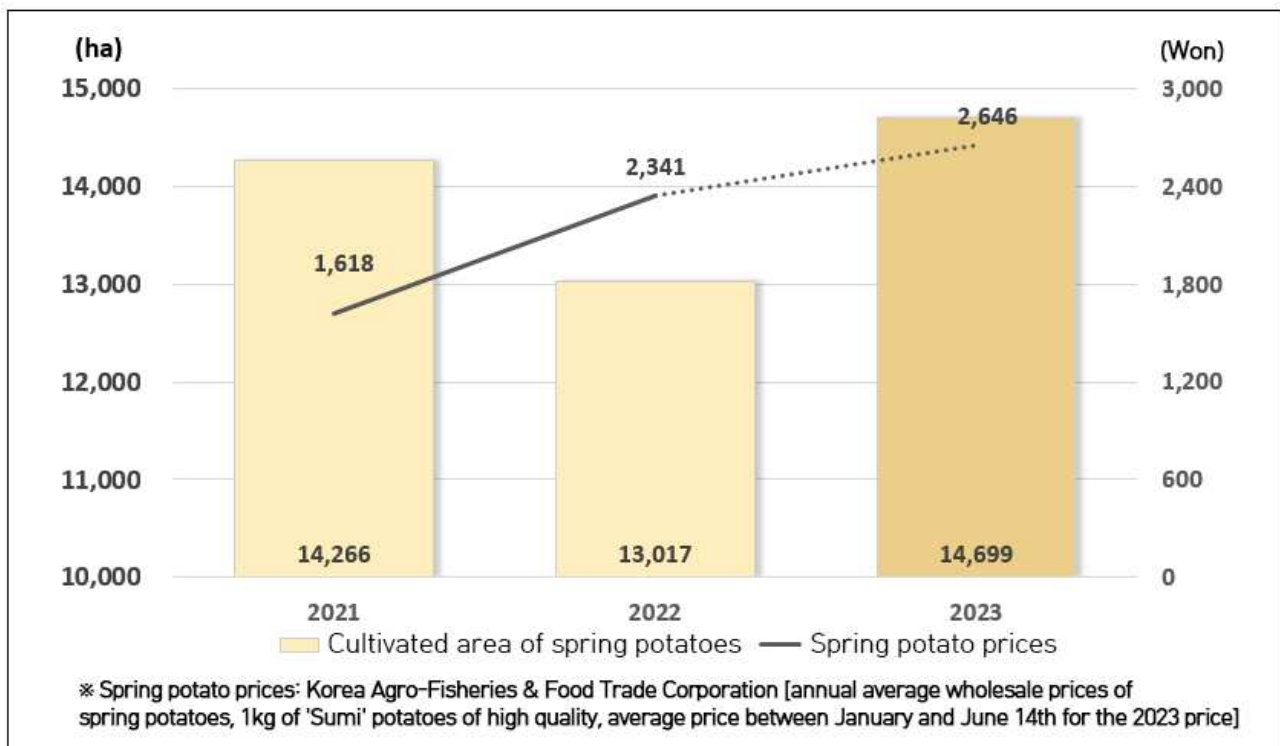
○ Cultivated area of spring potatoes of top 5 provinces

(Unit: ha)

Chungnam	Gyeongbuk	Jeonnam	Gangwon	Gyeongnam	Others*
2,562	2,440	2,373	1,811	1,348	4,165

* Others: 12 provinces including Seoul and Gyeonggi

< Cultivated area and price of spring potatoes by year >



3. Cultivated area of apples

The cultivated area of apples declined by 692ha ($\Delta 2.0\%$) from 34,603ha in 2022 to 33,911ha in 2023.

○ The cultivated area of apples showed a year-on-year decrease due to the closure of old orchards.

* Apple prices (Korea Agro-Fisheries & Food Trade Corporation, annual average wholesale prices, 1kg of 'Fuji' apples of high quality)

· 5,219 won in 2020 → 5,657 won in 2021 → 4,654 won in 2022 → 4,550 won in 2023

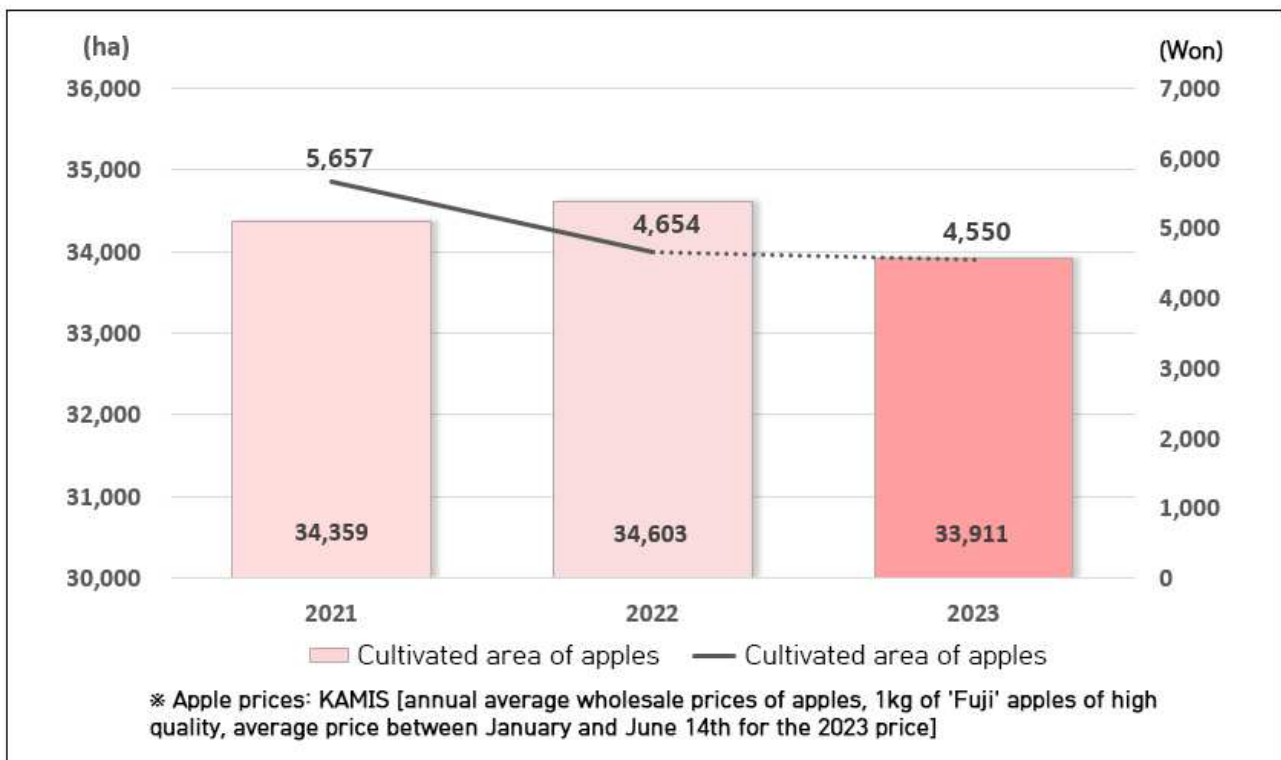
○ Cultivated area of apples of top 5 provinces

(Unit: ha)

Gyeongbuk	Gyeongnam	Chungbuk	Jeonbuk	Gangwon	Others*
20,151	3,768	3,753	2,230	1,679	2,330

* Others: 12 provinces including Seoul and Gyeonggi

< Cultivated area and price of apples by year >



4. Cultivated area of pears

The cultivated area of pears decreased by 73ha ($\triangle 0.8\%$) from 9,680ha in 2022 to 9,607ha in 2023.

○ The cultivated area of pears showed a year-on-year decrease due to the closure of old orchards.

* Pear prices (Korea Agro-Fisheries & Food Trade Corporation, annual average wholesale prices, 1kg of 'Singo' pears of high quality)

· 3,720 won in 2020 → 4,820 won in 2021 → 3,651 won in 2022 → 2,958 won in 2023

○ Cultivated area of pears of top 5 provinces

(Unit: ha)

Jeonnam	Chungnam	Gyeonggi	Gyeongbuk	Jeonbuk	Others*
2,710	2,127	1,488	986	788	1,508

* Others: 12 provinces including Seoul and Gangwon

< Cultivated area and price of pears by year >

