



Statistics Korea

## Press Release

다시, 대한민국!  
새로운 국민의 나라

Embargo 12:00 P.M., Oct. 26, 2023 Embargo 8:30A.M., Oct. 26, 2023

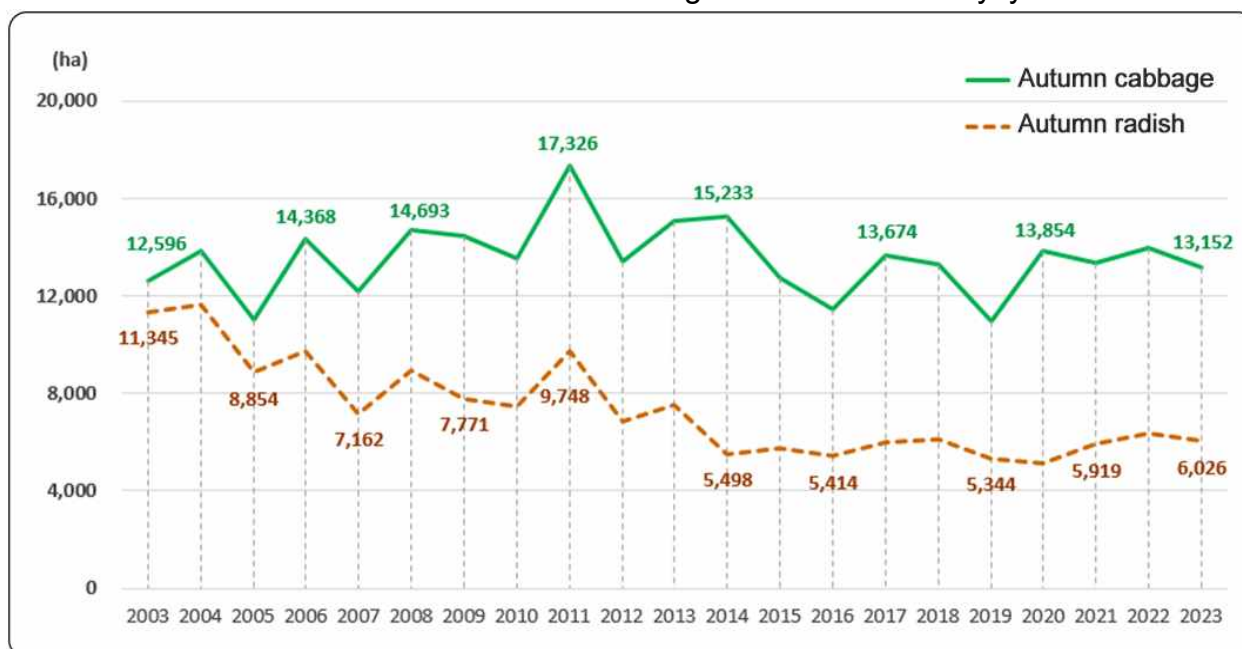
# Cultivated Area of Autumn Cabbages and Radishes in 2023

Contact Division	Social Statistics Bureau Agriculture and Fisheries Statistics Division	Contact Person	Choi, Jae hyuk (042-481-3684)
------------------	--	----------------	-------------------------------

## Cultivated Area of Autumn Cabbages and Radishes in 2023

- **The cultivated area of autumn cabbages decreased by 5.7% from 13,953ha in 2022 to 13,152ha in 2023.**
  - The cultivated area of autumn cabbages recorded a year-on-year decrease owing to the drop in cabbage prices during the July-September period.
- **The cultivated area of autumn radishes fell by 5.0% from 6,340ha in 2022 to 6,026ha in 2023.**
  - The cultivated area of autumn radishes recorded a year-on-year decrease owing to the drop in radish prices during the July-September period.

< Cultivated area of autumn cabbages and radishes by year >



< Cultivated area of autumn cabbages and radishes >

(Unit: ha, %)

	2021	2022 (A)	2023 (B)	Change (C=B-A)	Percent change (C/A)
■ Autumn cabbages	13,345	13,953	13,152	-802	-5.7
■ Autumn radishes*	5,919	6,340	6,026	-314	-5.0

\* On the KOSIS website, data are disseminated with further detailed classification of autumn radishes, ponytail autumn radishes (outdoors) and ponytail autumn radishes (greenhouses).

# 1. Cultivated area of autumn cabbages

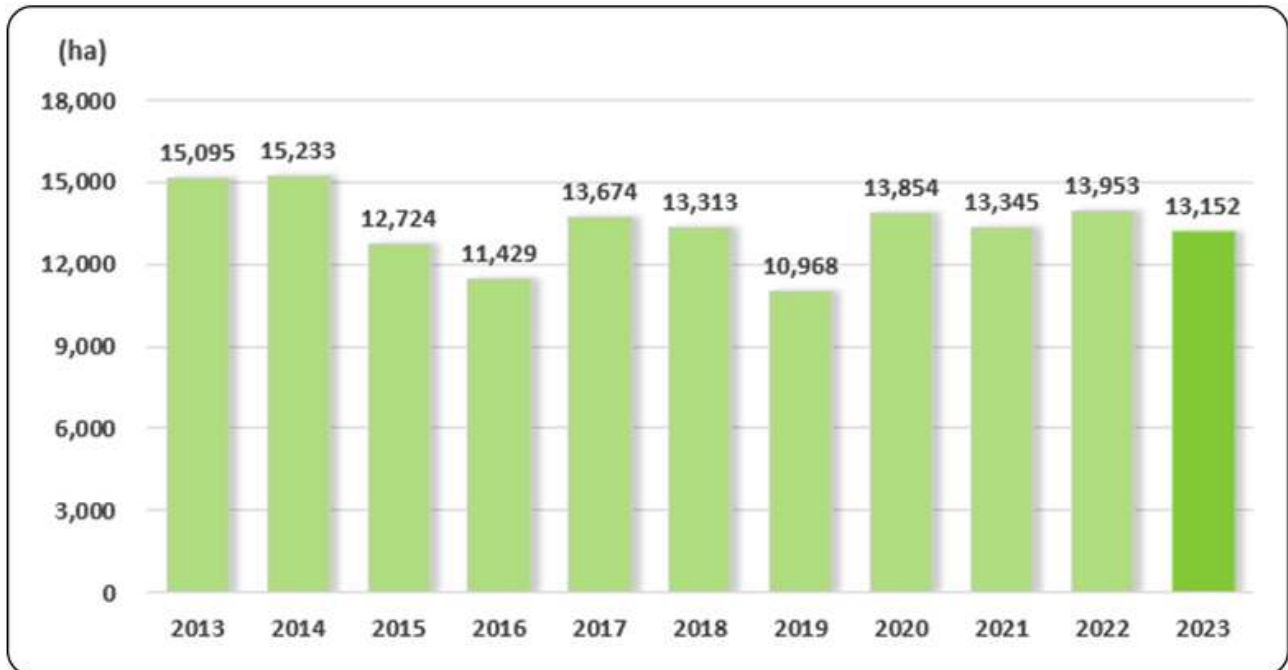
The cultivated area of autumn cabbages fell by 802ha (-5.7%) from 13,953ha in 2022 to 13,152ha in 2023.

○ The cultivated area of autumn cabbages recorded a year-on-year decrease owing to the drop in cabbage prices during the July-September period.

- Cabbage prices between July and September (Source: Korea Agricultural Marketing Information Service, wholesale prices of high-quality cabbages per kg)

\* 1,033 won in 2019 → 1,910 won in 2020 → 1,040 won in 2021 → 2,298 won in 2022 → 1,501 won in 2023

< Cultivated area of autumn cabbages >



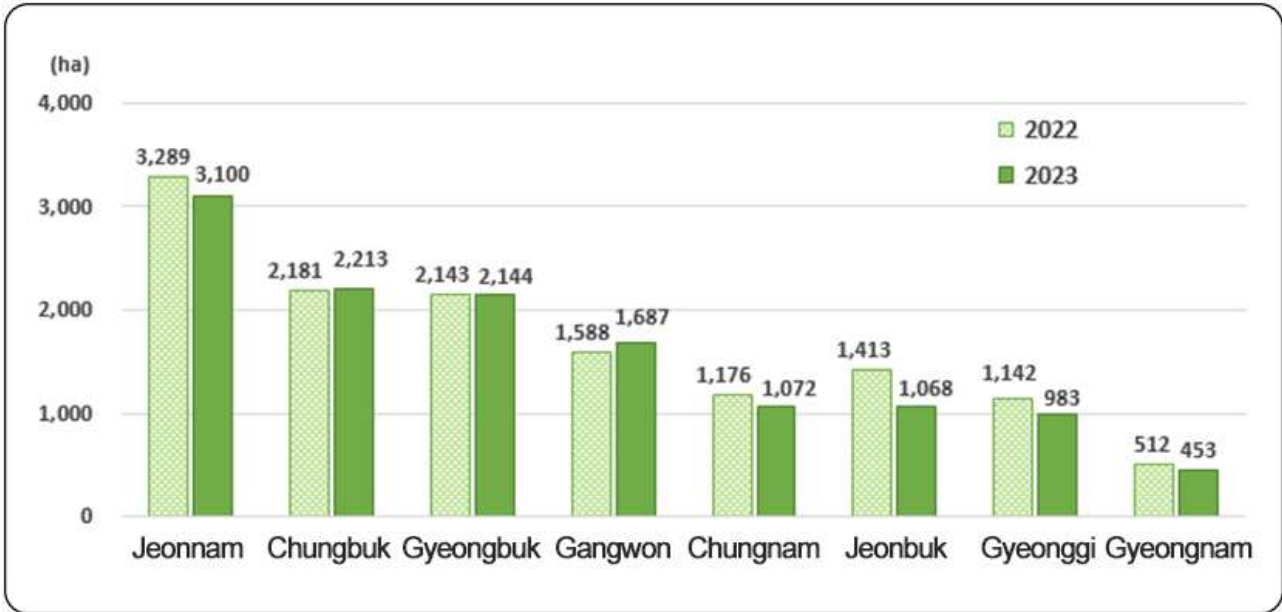
< Cultivated area of autumn cabbages >

(Unit: ha, %)

	2021	2022 (A)	2023 (B)	Change (C=B-A)	Percent change (C/A)
■ Autumn cabbages	13,345	13,953	13,152	-802	-5.7

○ As for the cultivated area of autumn cabbages by region, Jeonnam recorded the highest figure of 3,100ha, which was followed by Chungbuk (2,213ha), Gyeongbuk (2,144ha), Gangwon (1,687ha) and Chungnam (1,072ha).

< Cultivated area of autumn cabbages by province >



< Cultivated area of autumn cabbages by province >

(Unit: ha, %)

	2021	2022 (A)	2023 (B)	Change (C=B-A)	Percent change (C/A)
The nation	13,345	13,953	13,152	-802	-5.7
Jeonnam	3,226	3,289	3,100	-189	-5.7
Chungbuk	2,304	2,181	2,213	33	1.5
Gyeongbuk	1,712	2,143	2,144	1	0.0
Gangwon	1,445	1,588	1,687	99	6.3
Chungnam	1,211	1,176	1,072	-105	-8.9
Jeonbuk	1,296	1,413	1,068	-345	-24.4
Gyeonggi	1,185	1,142	983	-159	-13.9
Gyeongnam	477	512	453	-58	-11.4
Others*	488	510	431	-78	-15.4

\* Others: Seoul, Busan, Daegu, Incheon, Gwangju, Daejeon, Ulsan, Sejong, Jeju

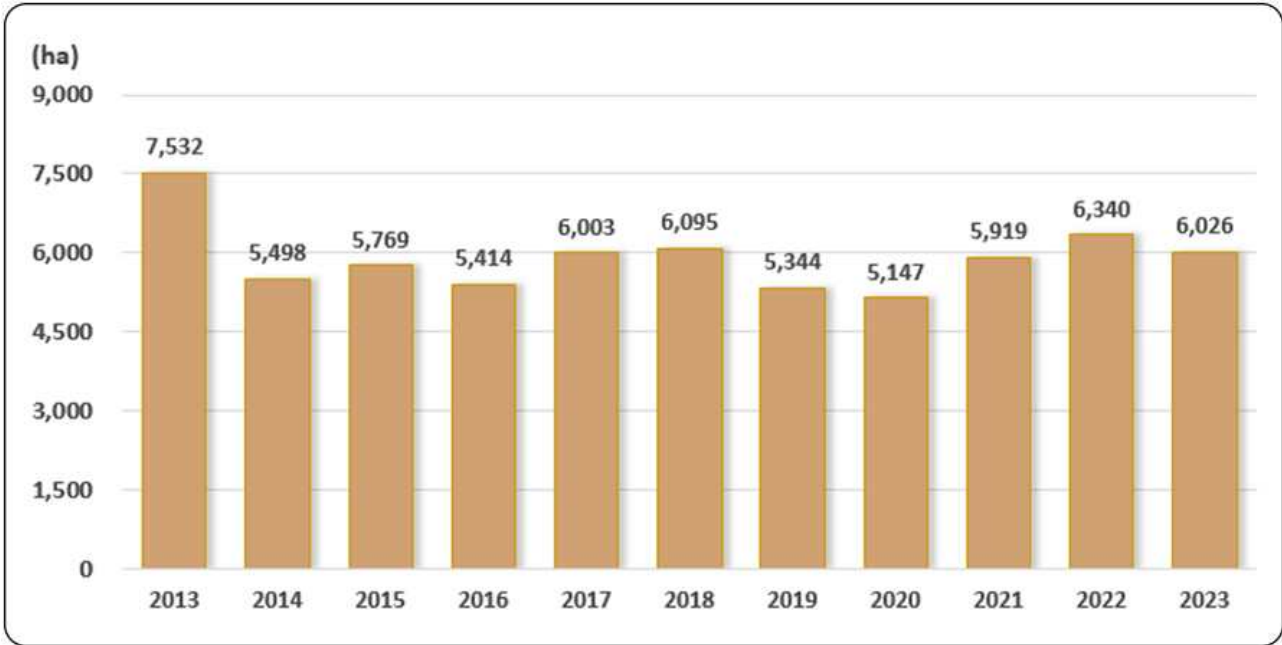
## 2. Cultivated area of autumn radishes

**The cultivated area of autumn radishes declined by 314ha (-5.0%) from 6,340ha in 2022 to 6,026ha in 2023.**

- The cultivated area of autumn radishes recorded a year-on-year decrease owing to the drop in radish prices during the July-September period.
- Radish prices between July and September (Source: Korea Agricultural Marketing Information Service, wholesale prices of high-quality radishes per kg)

\* 530 won in 2019 → 967 won in 2020 → 620 won in 2021 → 1,311 won in 2022 → 969 won in 2023

< Cultivated area of autumn radishes >



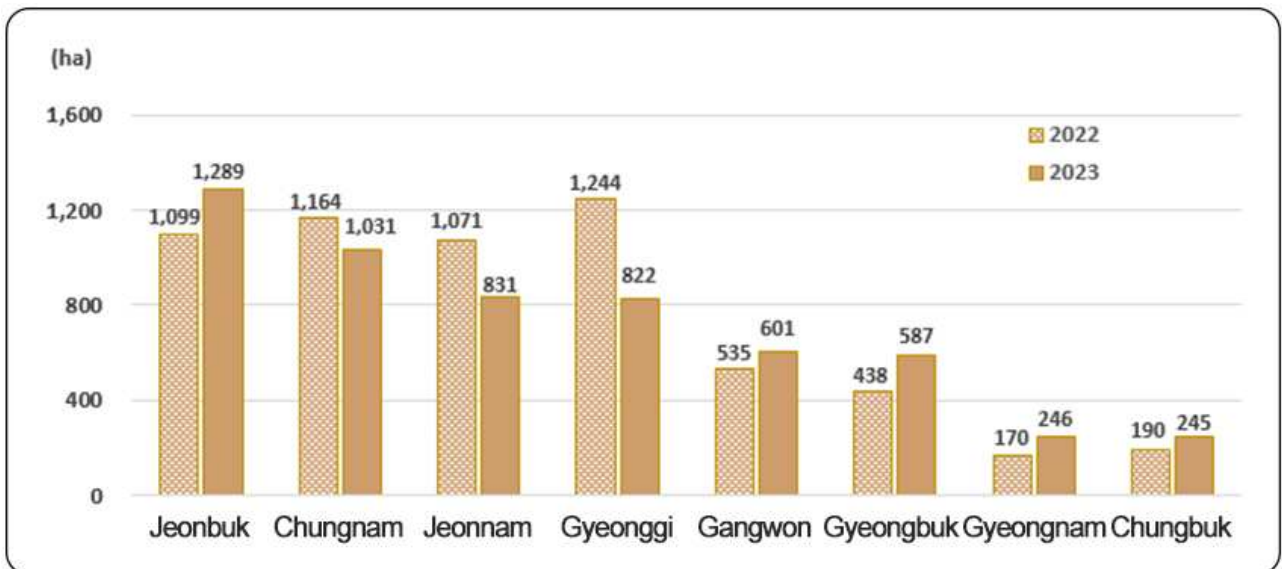
< Cultivated area of autumn radishes >

(Unit: ha, %)

	2021	2022 (A)	2023 (B)	Change (C=B-A)	Percent change (C/A)
■ Autumn radishes	5,919	6,340	6,026	-314	-5.0

- As for the cultivated area of autumn radishes by region, Jeonbuk recorded the highest figure of 1,289ha, which was followed by Chungnam (1,031ha), Jeonnam (831ha), Gyeonggi (822ha) and Gangwon (601ha).

< Cultivated area of autumn radishes by province >



< Cultivated area of autumn radishes by province >

(Unit: ha, %)

	2021	2022 (A)	2023 (B)	Change (C=B-A)	Percent change (C/A)
The nation	5,919	6,340	6,026	-314	-5.0
Jeonbuk	1,449	1,099	1,289	190	17.3
Chungnam	832	1,164	1,031	-133	-11.4
Jeonnam	970	1,071	831	-240	-22.4
Gyeonggi	931	1,244	822	-422	-33.9
Gangwon	538	535	601	67	12.5
Gyeongbuk	404	438	587	149	34.0
Gyeongnam	199	170	246	76	44.9
Chungbuk	213	190	245	55	29.1
Others*	383	430	373	-57	-13.2

\* Others: Seoul, Busan, Daegu, Incheon, Gwangju, Daejeon, Ulsan, Sejong, Jeju