



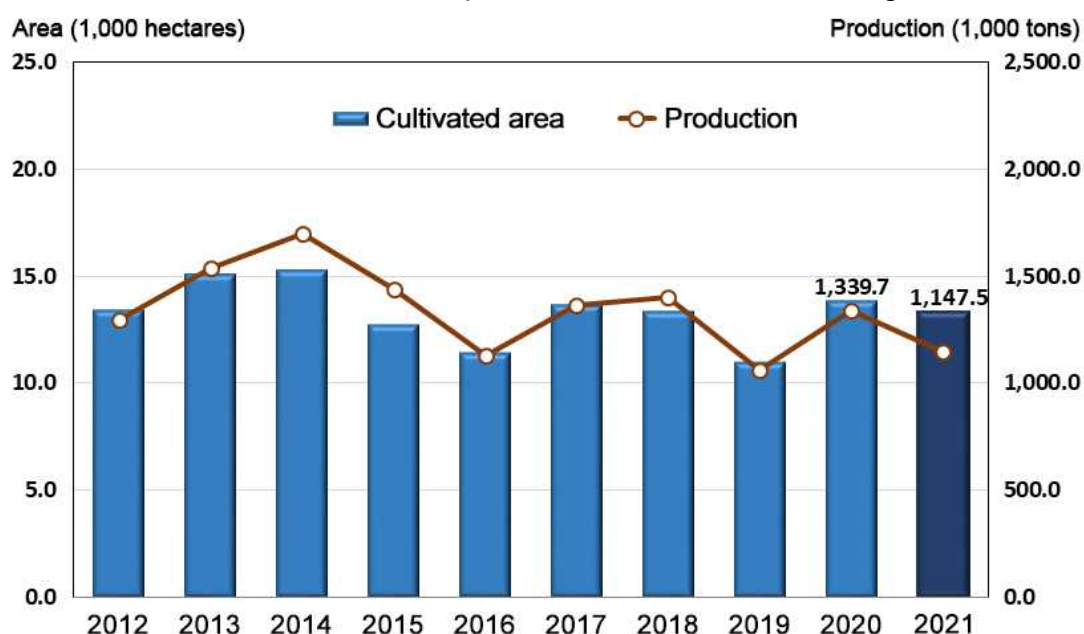
Production of Autumn Cabbages, Autumn Radishes, Beans, Apples and Pears in 2021

- In 2021, the production of autumn cabbages fell by 14.4% from 2020. The production of autumn radishes rose by 9.8% from 2020.
- Autumn cabbages: 1,339,742 tons in 2020 → 1,147,462 tons in 2021 (a drop of 192,280 tons or 14.4%)
 - The cultivated area of autumn cabbages fell by 3.7% to 13,345ha in 2021. Their production per 10a dropped by 11.1% to 8,598kg in 2021.
- Autumn radishes: 396,605 tons in 2020 → 435,531 tons in 2021 (an increase of 38,926 tons or 9.8%)
 - The cultivated area of autumn radishes grew by 15.0% to 5,918ha in 2021. Their production per 10a declined by 4.5% to 7,359kg in 2021.

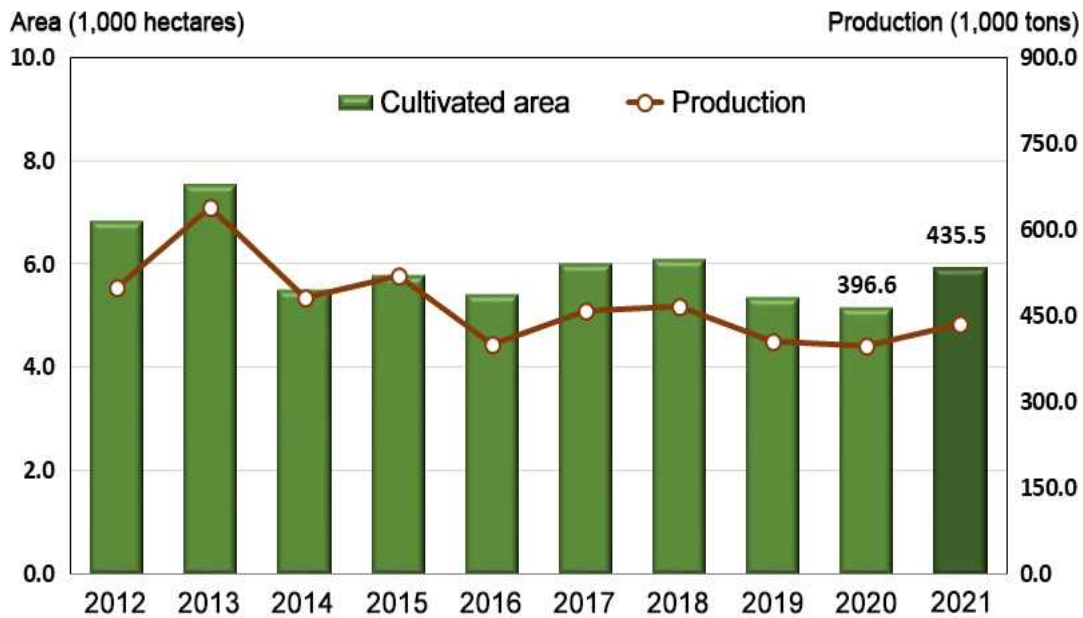
< Cultivated area and production of autumn cabbages and autumn radishes >

	Cultivated area (ha)			Production per 10a			Production (1,000 tons)		
	2020	2021	Percent change (%)	2020	2021	Percent change (%)	2020	2021	Percent change (%)
Autumn cabbages	13,854	13,345	-3.7	9,670	8,598	-11.1	1,339.7	1,147.5	-14.4
Autumn radishes	5,147	5,918	15.0	7,705	7,359	-4.5	396.6	435.5	9.8

【Cultivated area and production of autumn cabbages】



【Cultivated area and production of autumn radishes】



□ In 2021, the production of beans grew by 36.9% from 2020.

○ Beans: 80,926 tons in 2020 → 110,781 tons in 2021 (a rise of 29,855 tons or 36.9%)

- The cultivated area of beans fell by 1.0% to 54,444ha in 2021. Their production per 10a rose by 38.3% to 203kg in 2021.

< Cultivated area and production of beans >

	Cultivated area (ha)			Production per 10a			Production (1,000 tons)		
	2020	2021	Percent change (%)	2020	2021	Percent change (%)	2020	2021	Percent change (%)
Beans	55,008	54,444	-1.0	147	203	38.3	80.9	110.8	36.9

□ In 2021, the production of apples rose by 22.2% from 2020. The production of pears rose by 58.6% from 2020.

○ Apples: 422,115 tons in 2020 → 515,930 tons in 2021 (an increase of 93,815 tons or 22.2%)

- The cultivated area of apples rose by 12.7% to 26,302ha in 2021. Their production per 10a grew by 8.4% to 1,962kg in 2021.

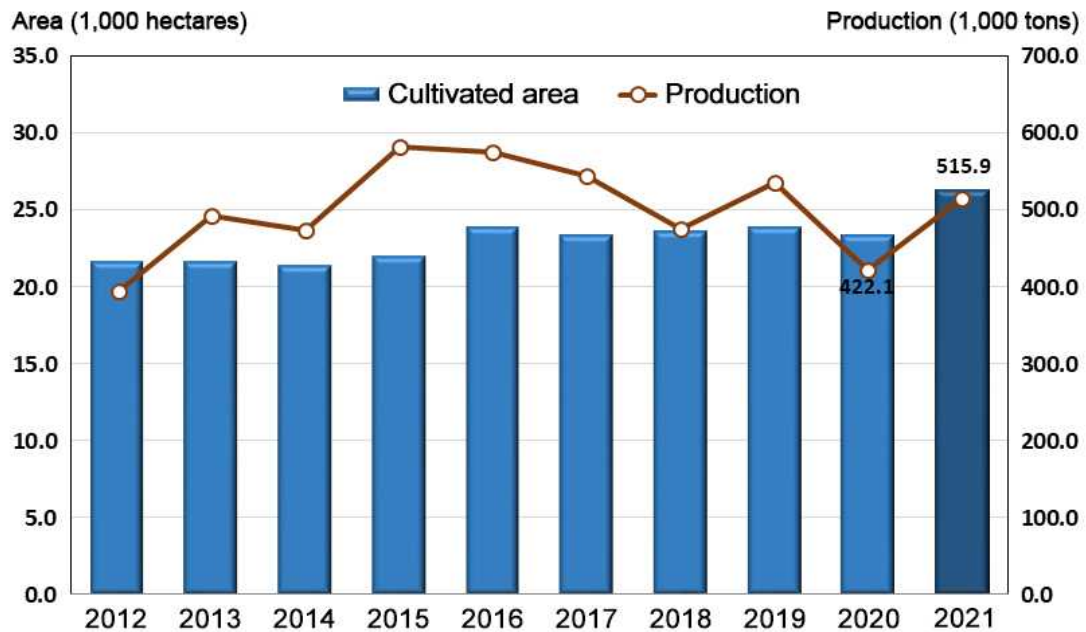
○ Pears: 132,580 tons in 2020 → 210,293 tons in 2021 (a rise of 77,713 tons or 58.6%)

- The cultivated area of pears grew by 6.9% to 9,122ha in 2021. Their production per 10a rose by 48.3% to 2,305kg in 2021.

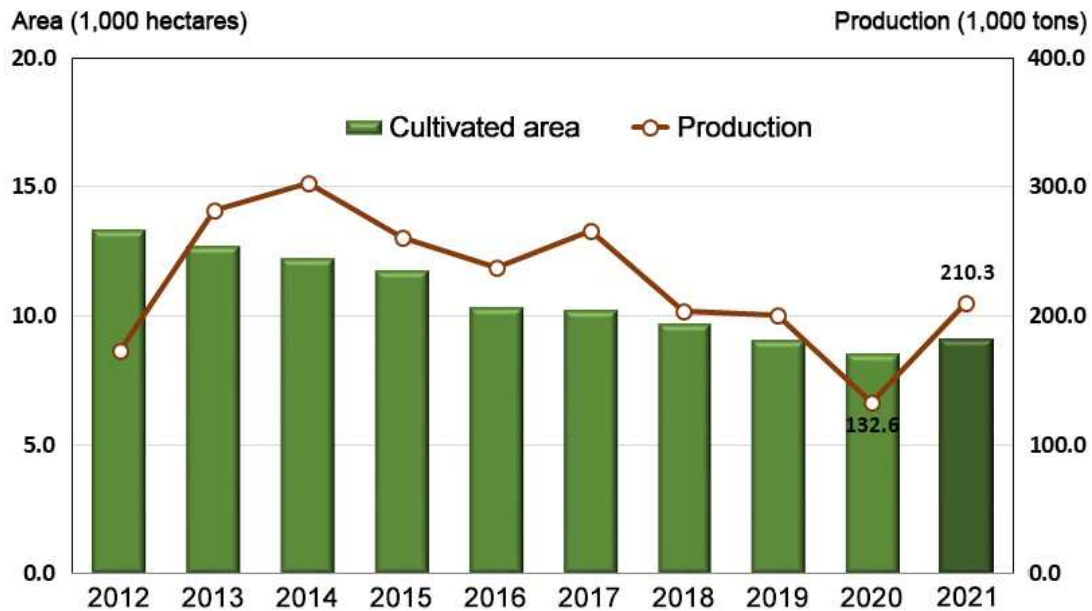
< Cultivated area and production of apples and pears >

	Cultivated area (ha)			Production per 10a			Production (1,000 tons)		
	2020	2021	Percent change (%)	2020	2021	Percent change (%)	2020	2021	Percent change (%)
Apples	23,330	26,302	12.7	1,809	1,962	8.4	422.1	515.9	22.2
Pears	8,530	9,122	6.9	1,554	2,305	48.3	132.6	210.3	58.6

【Cultivated area and production of apples】



【Cultivated area and production of pears】



< Production of autumn cabbages, autumn radishes, beans, apples and pears by year >

