



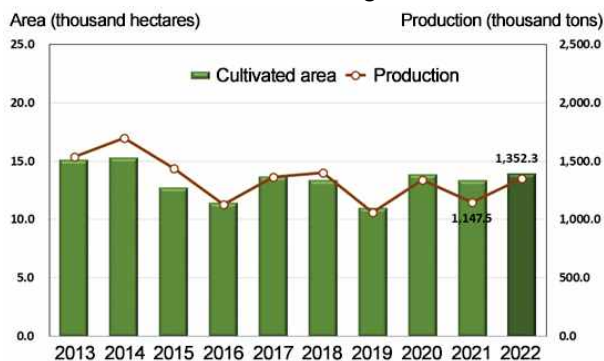
Production of Autumn Cabbages, Autumn Radishes, Beans, Apples and Pears in 2022

- In 2022, the production of autumn cabbages and autumn radishes rose by 17.9% and 11.1%, respectively, from 2021.
- Autumn cabbages: 1,147,465 tons in 2021 → 1,352,346 tons in 2022 (a rise of 204,881 tons or 17.9%)
 - The cultivated area of autumn cabbages grew by 4.6% to 13,953ha in 2022. Their production per 10a grew by 12.7% to 9,692kg in 2022.
- Autumn radishes: 435,551 tons in 2021 → 483,819 tons in 2022 (an increase of 48,268 tons or 11.1%)
 - The cultivated area of autumn radishes grew by 7.1% to 6,340ha in 2022. Their production per 10a grew by 3.7% to 7,631kg in 2022.

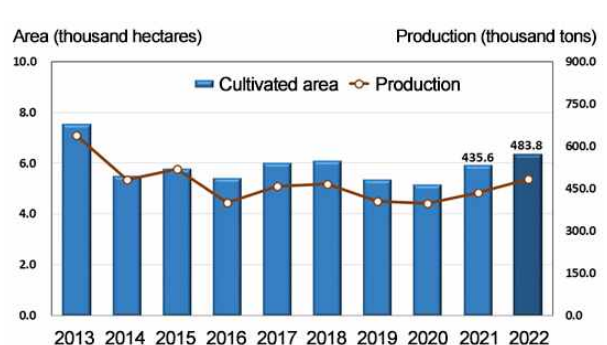
< Cultivated area and production of autumn cabbages and autumn radishes >

	Cultivated area (ha)			Production per 10a			Production (thousand tons)		
	2021	2022	Percent change (%)	2021	2022	Percent change (%)	2021	2022	Percent change (%)
Autumn cabbages	13,345	13,953	4.6	8,598	9,692	12.7	1,147.5	1,352.3	17.9
Autumn radishes	5,919	6,340	7.1	7,359	7,631	3.7	435.6	483.8	11.1

【Cultivated area and production of autumn cabbages】



【Cultivated area and production of autumn radishes】

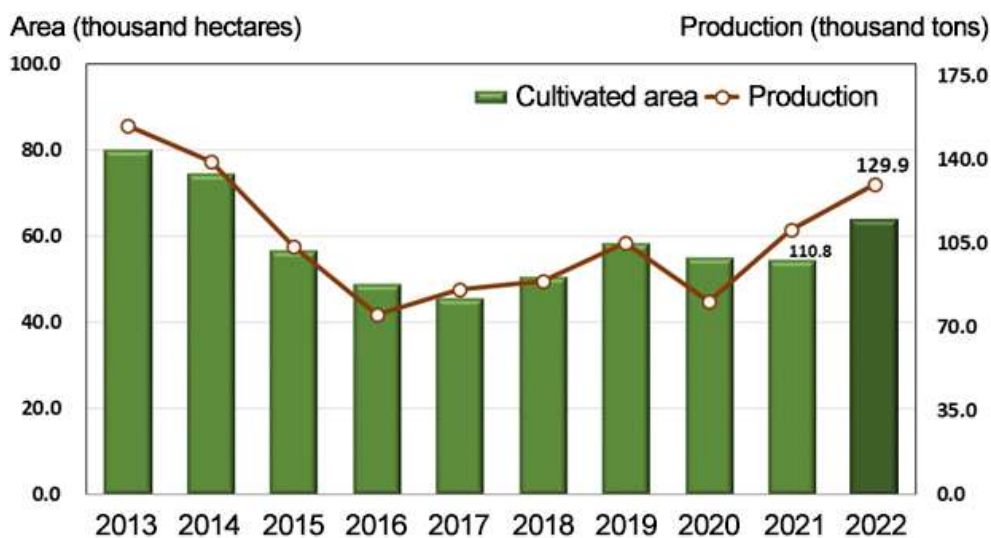


- In 2022, the production of beans grew by 17.3% from 2021.
- Beans: 110,781 tons in 2021 → 129,925 tons in 2022 (a rise of 19,144 tons or 17.3%)
 - The cultivated area of beans rose by 17.5% to 63,956ha in 2022. Their production per 10a fell by 0.2% to 203kg in 2022.

< Cultivated area and production of beans >

	Cultivated area (ha)			Production per 10a			Production (thousand tons)		
	2021	2022	Percent change (%)	2021	2022	Percent change (%)	2021	2022	Percent change (%)
Beans	54,444	63,956	17.5	203	203	-0.2	110.8	129.9	17.3

【Cultivated area and production of beans】



□ In 2022, the production of apples and pears rose by 9.7% and 19.4%, respectively, from 2021.

○ Apples: 515,931 tons in 2021 → 566,041 tons in 2022 (an increase of 50,110 tons or 9.7%)

- The cultivated area of apples declined by 2.0% to 25,767ha in 2022. Their production per 10a grew by 12.0% to 2,197kg in 2022.

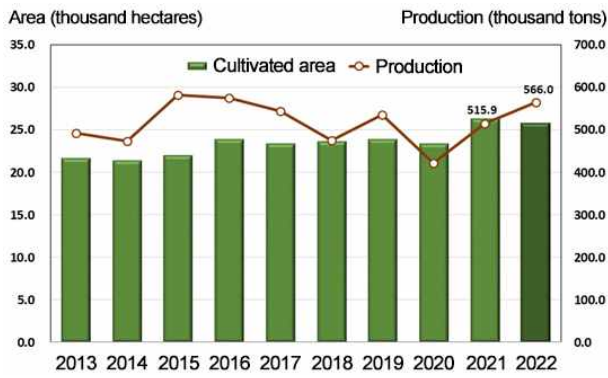
○ Pears: 210,293 tons in 2021 → 251,093 tons in 2022 (a rise of 40,800 tons or 19.4%)

- The cultivated area of pears fell by 1.0% to 9,033ha in 2022. Their production per 10a rose by 20.6% to 2,780kg in 2022.

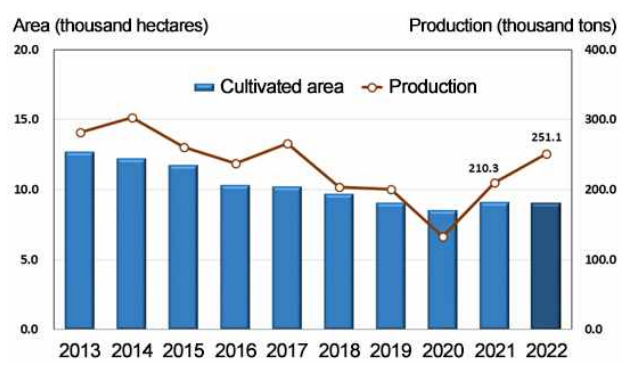
< Cultivated area and production of apples and pears >

	Cultivated area (ha)			Production per 10a			Production (thousand tons)		
	2021	2022	Percent change (%)	2021	2022	Percent change (%)	2021	2022	Percent change (%)
Apples	26,302	25,767	-2.0	1,962	2,197	12.0	515.9	566.0	9.7
Pears	9,122	9,033	-1.0	2,305	2,780	20.6	210.3	251.1	19.4

【Cultivated area and production of apples】



【Cultivated area and production of pears】



< Production of autumn cabbages, autumn radishes, beans, apples and pears by year >

