



Statistics Korea

# Press Release

다시, 대한민국!  
새로운 국민의 나라

Embargo 12:00 P.M., Nov. 15, 2024 Embargo 8:30 A.M., Nov. 15, 2024

## Rice Production in 2024

Contact Division	Agriculture and Fisheries Statistics Division, Social Statistics Bureau	Contact Person	Choi, Jae hyuk (042-481-3684)
------------------	---	----------------	-------------------------------

## Rice Production in 2024

□ The rice production recorded 3.585 million tons in 2024, which fell by 3.2% from 2023.

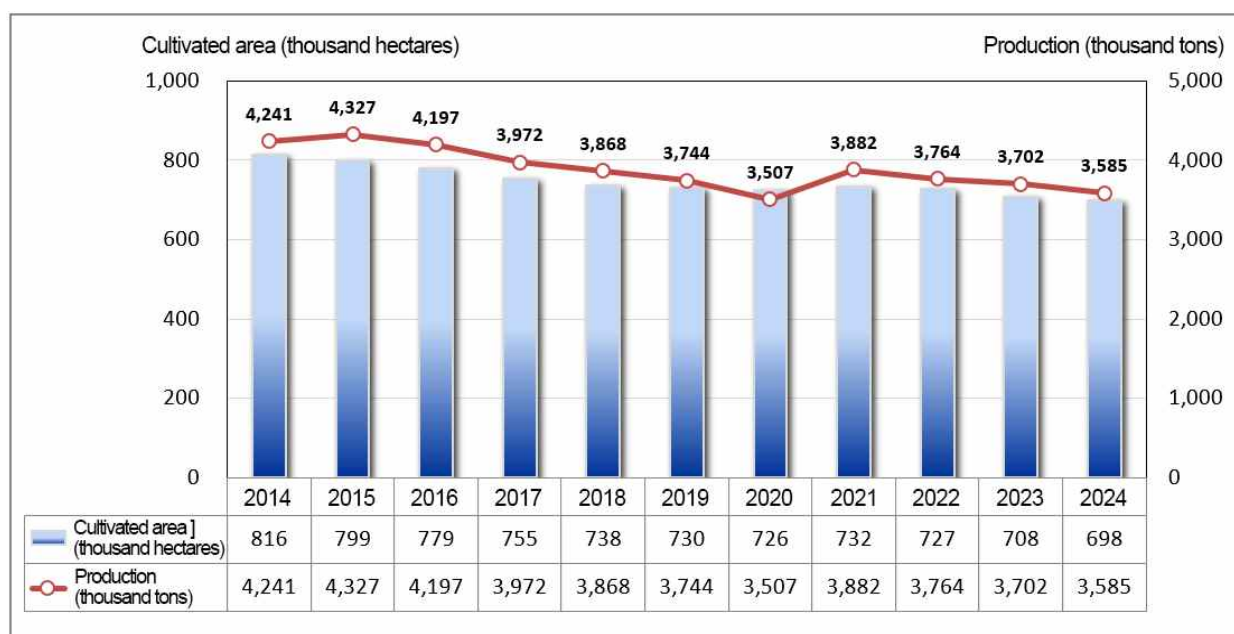
- Cultivated area: 708 thousand hectares in 2023 → 698 thousand hectares in 2024 (△1.5%)
- Rice production per 10a: 523kg in 2023 → 514kg in 2024 (△1.8%)
- Rice production: 3.702 million tons in 2023 → 3.585 million tons in 2024 (△3.2%)

< Cultivated area and production of rice by year >

Classification	2018	2019	2020	2021	2022	2023	2024	Year-on-year
Cultivated area (thousand hectares)	738	730	726	732	727	708	698	△1.5%
Production per 10a (kg)	524	513	483	530	518	523	514	△1.8%
Production (thousand tons)	3,868	3,744	3,507	3,882	3,764	3,702	3,585	△3.2%

Note) The figures are based on the ratio of brown rice to white rice at 92.9% and the production per 10a is based on paddy rice.

\* Unit: 1ha = 10,000m<sup>2</sup>, 10a = 1,000m<sup>2</sup>, 1 ton = 1,000kg



< Trend in the cultivated area and production of rice by year >

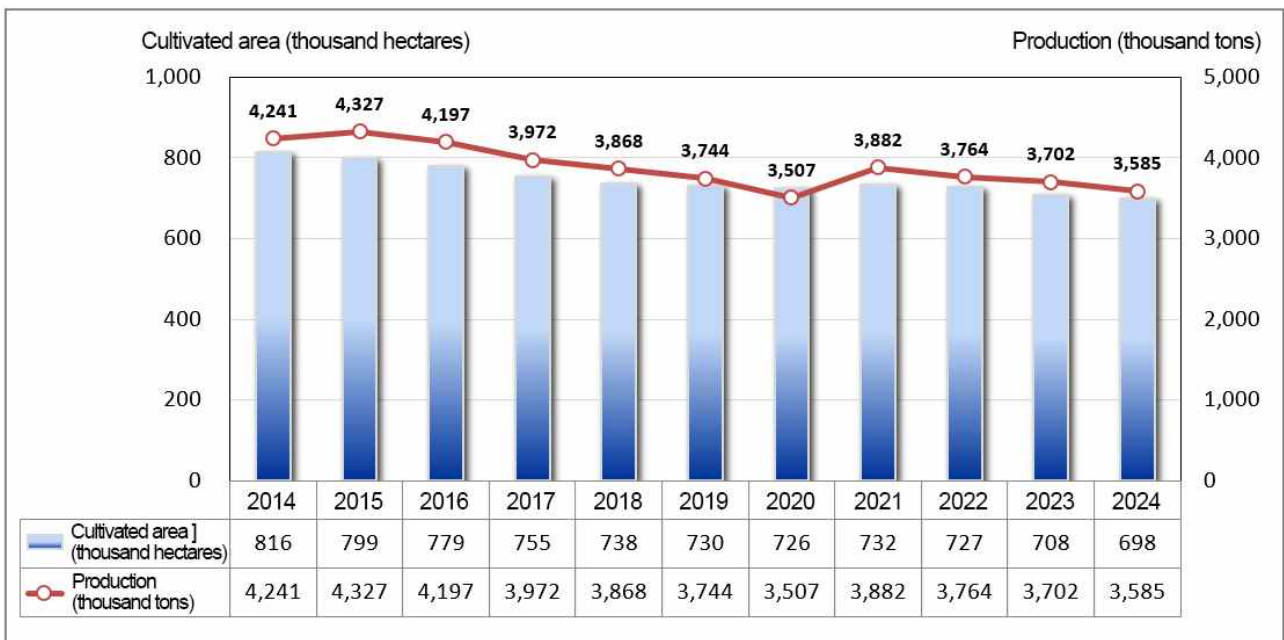
# 1. Rice Production of the Nation

- The rice production recorded **3.585 million tons in 2024, falling by 3.2% from 3.702 million tons in 2023.**
  - Rice production (the ratio of brown rice to white rise at 92.9%): 3.702 million tons in 2023 → 3.585 million tons in 2024
    - \* Rice production when applying the ratio of brown rice to white rice at 90.4%: 3.603 million tons in 2023 → 3.488 million tons in 2024
  - The rice production dropped by 118 thousand tons (△3.2%) from the previous year due to the decrease in the cultivated area (△1.5%) and production per 10a (△1.8%).

< Cultivated area and production of rice by year >

Classification	2018	2019	2020	2021	2022	2023	2024	Year-on-year
Cultivated area (thousand hectares)	738	730	726	732	727	708	698	△1.5%
Production per 10a (kg)	524	513	483	530	518	523	514	△1.8%
Production (thousand tons)	3,868	3,744	3,507	3,882	3,764	3,702	3,585	△3.2%

Note) The figures are based on the ratio of brown rice to white rice at 92.9% and the production per 10a is based on paddy rice.



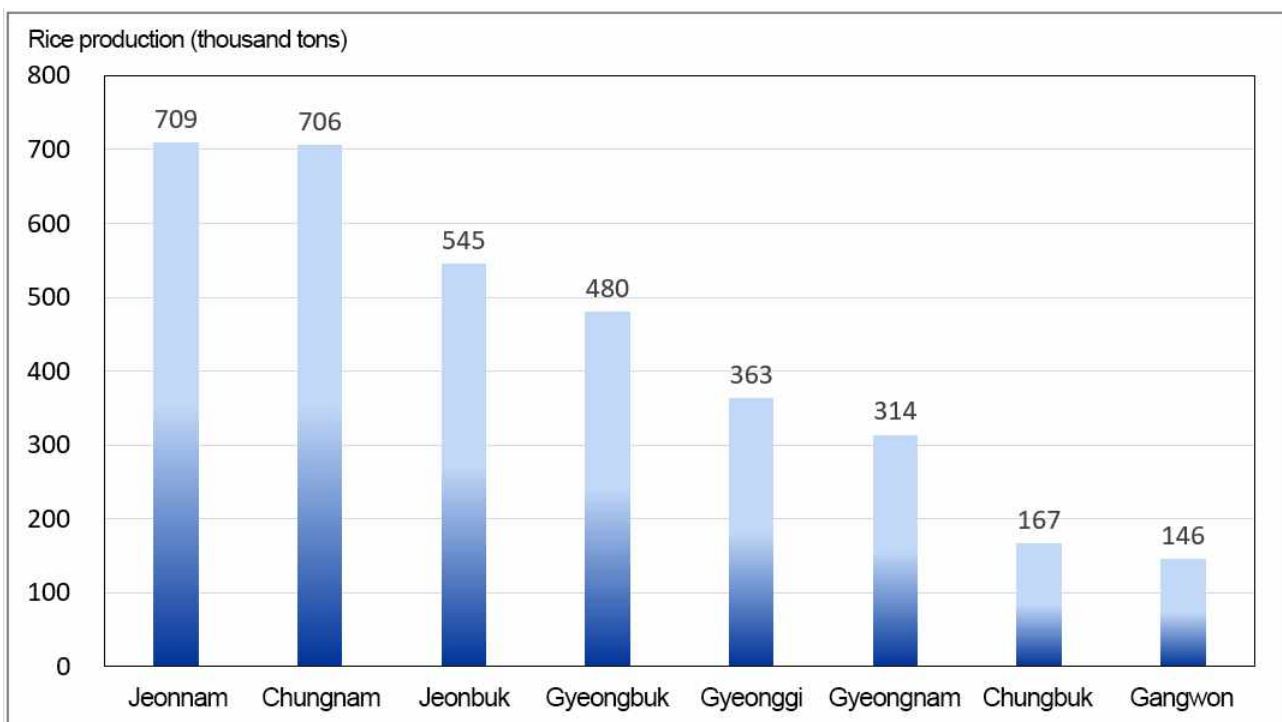
< Trend in the cultivated area and production of rice by year >

- The cultivated area of rice totaled **697,713 hectares in 2024, which decreased by 1.5% from 708,012 hectares in 2023.**

- The cultivated area of rice recorded a year-on-year decrease owing to the government project for the balance between rice supply and demand.
- **The rice production per 10a marked 514kg in 2024, dropping by 1.8% from 523kg in 2023.**
  - Rice production per 10a: 523kg in 2023 → 514kg in 2024
    - \* Rice production per 10a when applying the ratio of brown rice to white rice at 90.4%: 509kg in 2023 → 500kg in 2024
  - The rice production per 10a recorded a year-on-year decrease owing to damages from heavy rain and high temperatures between September 1st and October 15th.
    - \* Weather from September 1st to October 15th (Korea Meteorological Administration)
      - Average temperature: 20.6°C in 2023 → 22.2°C in 2024
      - Precipitation: 198.0mm in 2023 → 263.2mm in 2024 (32.9% ↑)
    - \* Damage rate (Percentage of the samples showing a decrease in production by 10% or more)
      - Total: 19.2% in 2023 → 23.0% in 2024 (3.8%p ↑)
      - (Damages from diseases and insects): 9.8% in 2023 → 11.9% in 2024 (2.1%p ↑)

## 2. Rice Production by Province

- **As for rice production by province, Jeonnam recorded the highest figure at 709 thousand tons, which was followed by Chungnam (706 thousand tons) and Jeonbuk (545 thousand tons).**



< Rice production of top 8 provinces >