



Statistics Korea

Press Release

다시, 대한민국!
새로운 국민의 나라

Embargo 12:00 P.M., May 18, 2023 Embargo 8:30A.M., May 18, 2023

Results of the Farm and Fishery Household Economy Survey in 2022

Contact Division	Social Statistics Bureau Short-Term Agriculture and Fisheries Statistics Division	Contact Person	Kim, Sang-jin (042-481-2583)
------------------	--	----------------	------------------------------

Results of the Farm and Fishery Household Economy Survey in 2022

I . Farm household economy

- In 2022, the average farm household income recorded 46.15 million won, which decreased by 1.61 million won (-3.4%) from 2021.

* Average farm household income

= Farm income + Non-farm income + Transfer income + Irregular income

- (Farm income)**

The farm income marked 9.49 million won, dropping by 3.48 million won (-26.8%) from 2021.

- Compared to the previous year, gross farm receipts fell by 7.0%. Whereas, farm expenses rose by 3.7%.

- (Non-farm income)**

The non-farm income marked 19.20 million won, rising by 1.32 million won (7.4%) from 2021.

- Compared to the previous year, non-farm business income and non-business income grew by 14.3% and 4.3%, respectively.

- (Transfer income)**

The transfer income was 15.25 million won, which increased by 440 thousand won (2.9%) from 2021.

- Compared to the previous year, public subsidies and private subsidies grew by 2.8% and 4.7%, respectively.

- (Irregular income)**

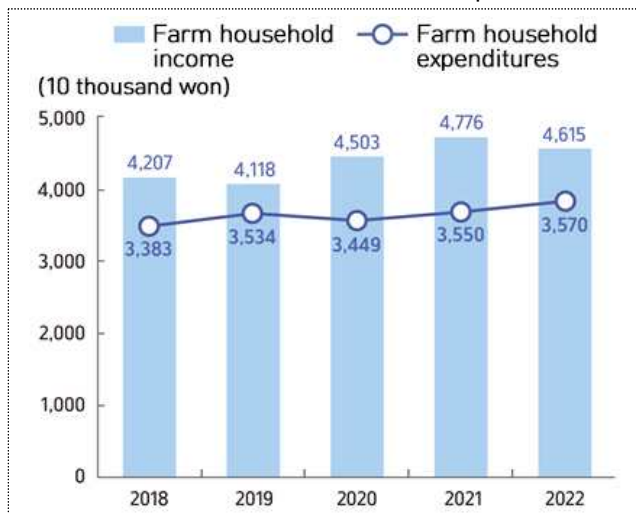
The irregular income stood at 2.22 million won, which rose by 120 thousand won (5.5%) from 2021.

- The farm household expenditures marked 35.70 million won, rising by 200 thousand won (0.6%) from 2021.

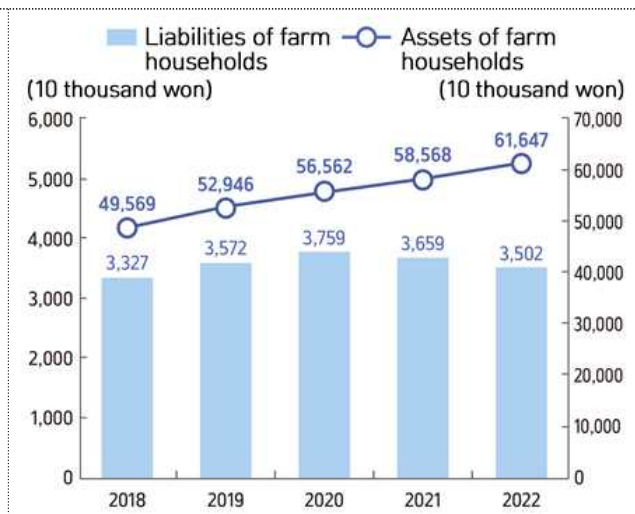
- At the end of 2022, the average farm household assets recorded 616.47 million won, rising by 30.79 million won (5.3%) from the previous year.

- At the end of 2022, the average farm household liabilities recorded 35.02 million won, falling by 1.57 million won (-4.3%) from the previous year.

<Farm household income and expenditures>



<Farm household assets and liabilities>



II. Fishery household economy

- In 2022, the average fishery household income marked 52.91 million won, which rose by 520 thousand won (1.0%) from 2021.

* Average fishery household income
= Fishery income + Non-fishery income + Transfer income + Irregular income

- **(Fishery income)**

The fishery income marked 20.72 million won, rising by 1.05 million won (5.3%) from 2021.

- Compared to the previous year, gross fishery receipts and fishery expenses rose by 7.9% and 8.9%, respectively.

- **(Non-fishery income)**

The non-fishery income stood at 12.69 million won, falling by 1.63 million won (-11.4%) from 2021.

- Compared to the previous year, non-fishery business income and non-business income declined by 20.0% and 2.5%, respectively.

- **(Transfer income)**

The transfer income was 17.13 million won, which increased by 1.42 million won (9.0%) from 2021.

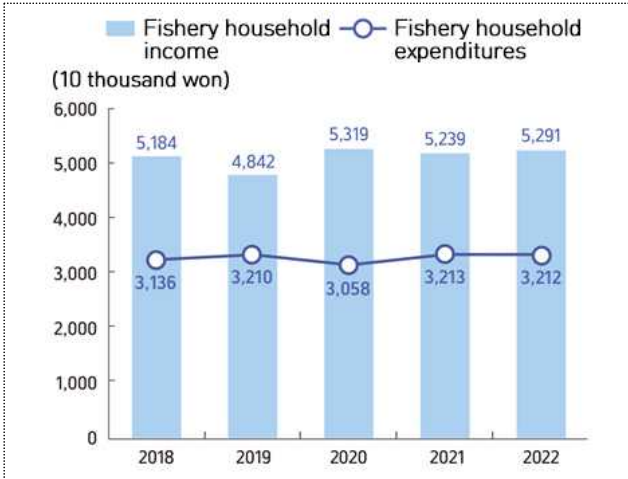
- Compared to the previous year, public subsidies and private subsidies grew by 9.1% and 5.1%, respectively.

- **(Irregular income)**

The irregular income stood at 2.37 million won, which decreased by 320 thousand won (-11.9%) from 2021.

- The fishery household expenditures marked 32.12 million won, dropping by 8 thousand won (0.0%) from 2021.
- At the end of 2022, the average fishery household assets recorded 510.67 million won, rising by 8.81 million won (1.8%) from the previous year.
- At the end of 2022, the average fishery household liabilities recorded 59.78 million won, falling by 4.62 million won (-7.2%) from the previous year.

<Fishery household income and expenditures>



<Fishery household assets and liabilities>

