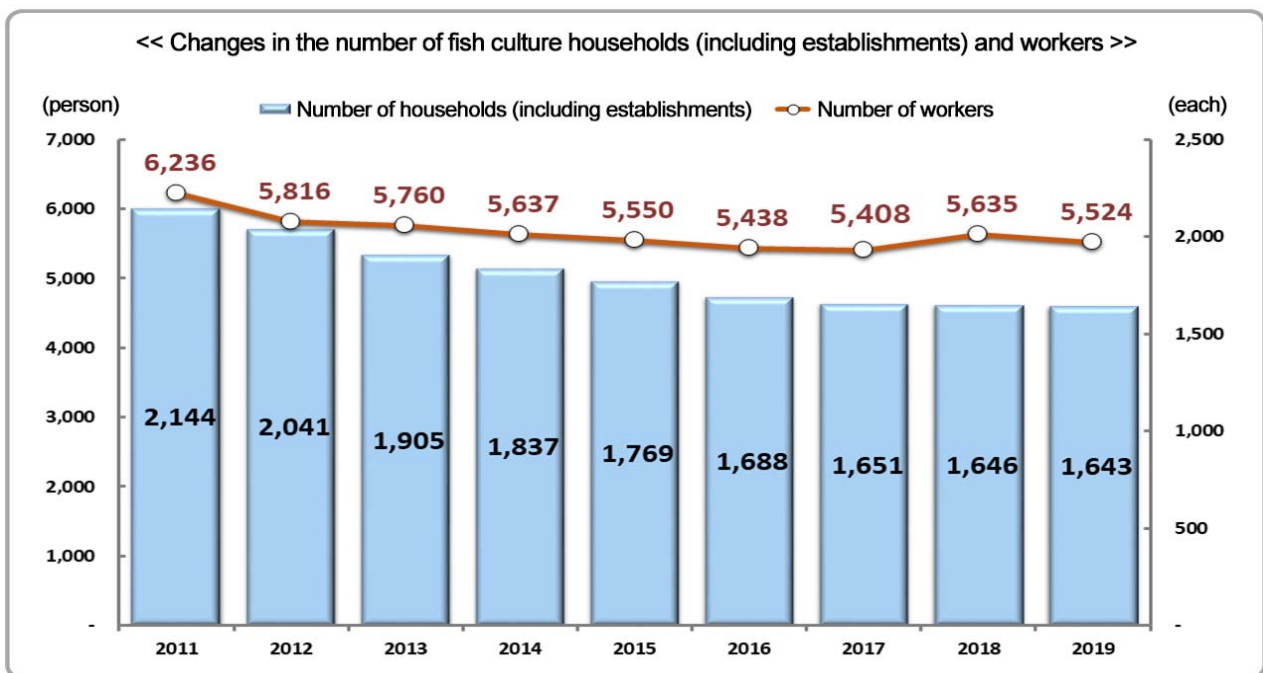




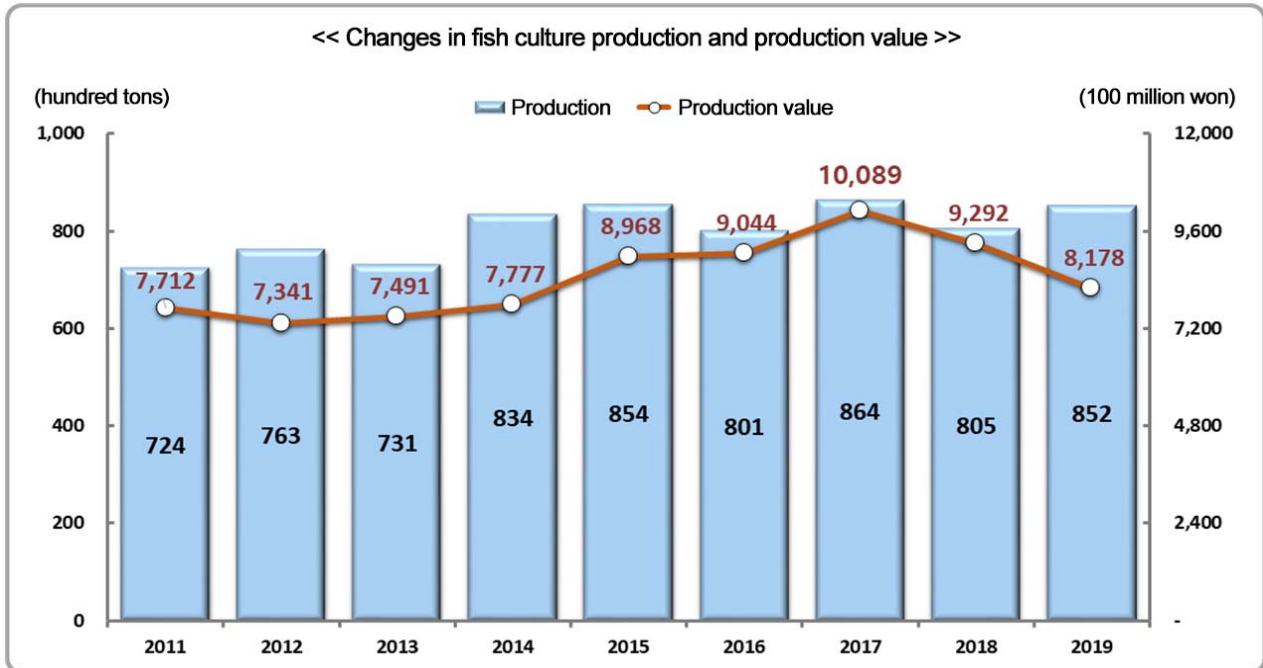
Preliminary Results of the Survey on the Status of Fish Culture in 2019

- In 2019, the number of fish culture households (including establishments) and fish culture workers fell by 0.2% and 2.0%, respectively, from 2018.
- A year-on-year decrease in fish culture households (including establishments) and fish culture workers resulted from the drop in fish prices and worsening profitability.
 - The number of fish culture households (including establishments) dropped by 3 households (-0.2%) from 1,646 households in 2018 to 1,643 households in 2019.
 - The number of fish culture workers fell by 111 persons (-2.0%) from 5,635 persons in 2018 to 5,524 persons in 2019.

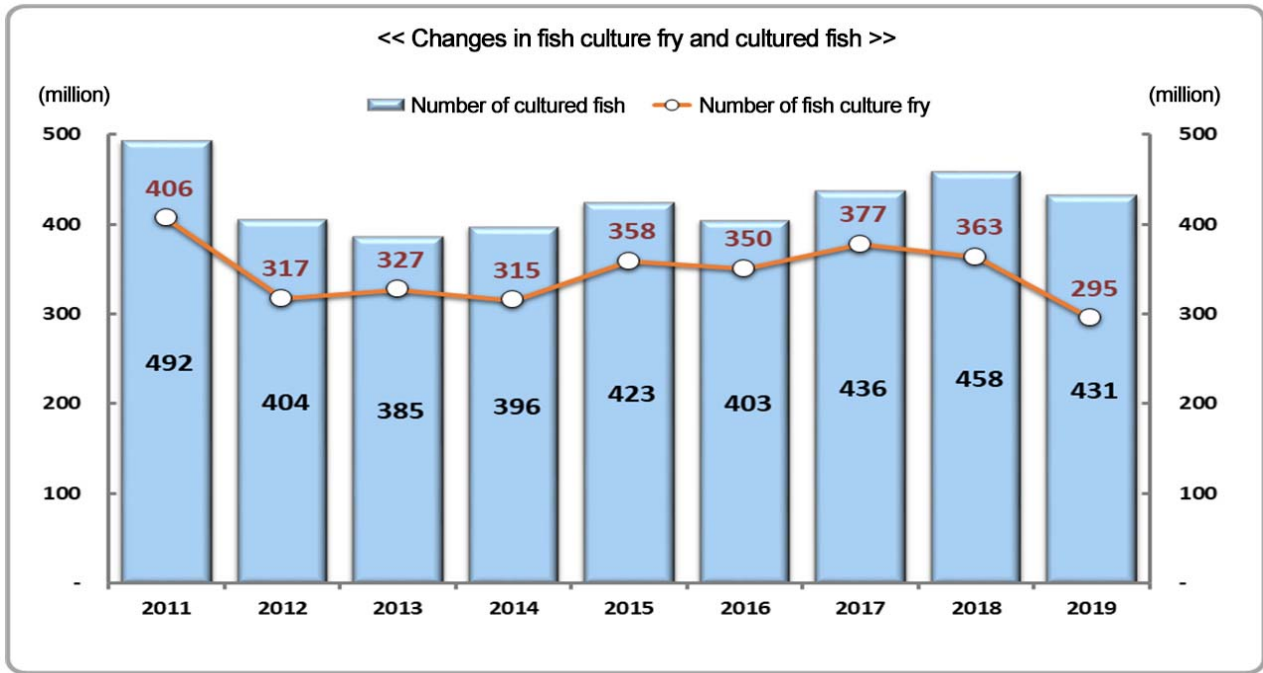


- In 2019, the fish culture production rose by 5.8% from 2018. Whereas, the fish culture production value declined by 12.0% from 2018.
- A year-on-year increase in fish culture production resulted from the concentrated shipment of congested fish in spite of the continuous drop in fish prices in producing areas.
- A year-on-year decrease in fish culture production value resulted from the drop in fish prices in producing areas.

- The production of fish culture grew by 4.7 thousand tons (5.8%) from 80.5 thousand tons in 2018 to 85.2 thousand tons in 2019.
- The production value of fish culture dropped by 111.4 billion won (-12.0%) from 929.2 billion won in 2018 to 817.8 billion won in 2019.



- In 2019, the number of fish culture fry and cultured fish declined by 18.6% and 6.0%, respectively, compared to 2018.
- The number of fish culture fry and cultured fish marked a year-on-year decrease due to the fact that households (including establishments) focused on selling congested fish to alleviate the burden of management costs due to the continued weakening of profitability.
- The number of fish culture fry dropped by 68 million (-18.6%) from 363 million in 2018 to 295 million in 2019.
- The number of cultured fish fell by 27 million (-6.0%) from 458 million in 2018 to 431 million in 2019.



□ In 2019, the amount of feed decreased by 1.4% from 2018.

○ The amount of feed showed a year-on-year decrease due to the shipment of congested fish and the drop in fish culture fry.

- The amount of raw fish pellet fell by 9.9 thousand tons (-1.9%) from 514.8 thousand tons in 2018 to 504.9 thousand tons in 2019.

- The amount of formulated dry pellet increased by 1.4 thousand tons (1.5%) from 91.5 thousand tons in 2018 to 92.9 thousand tons in 2019.

