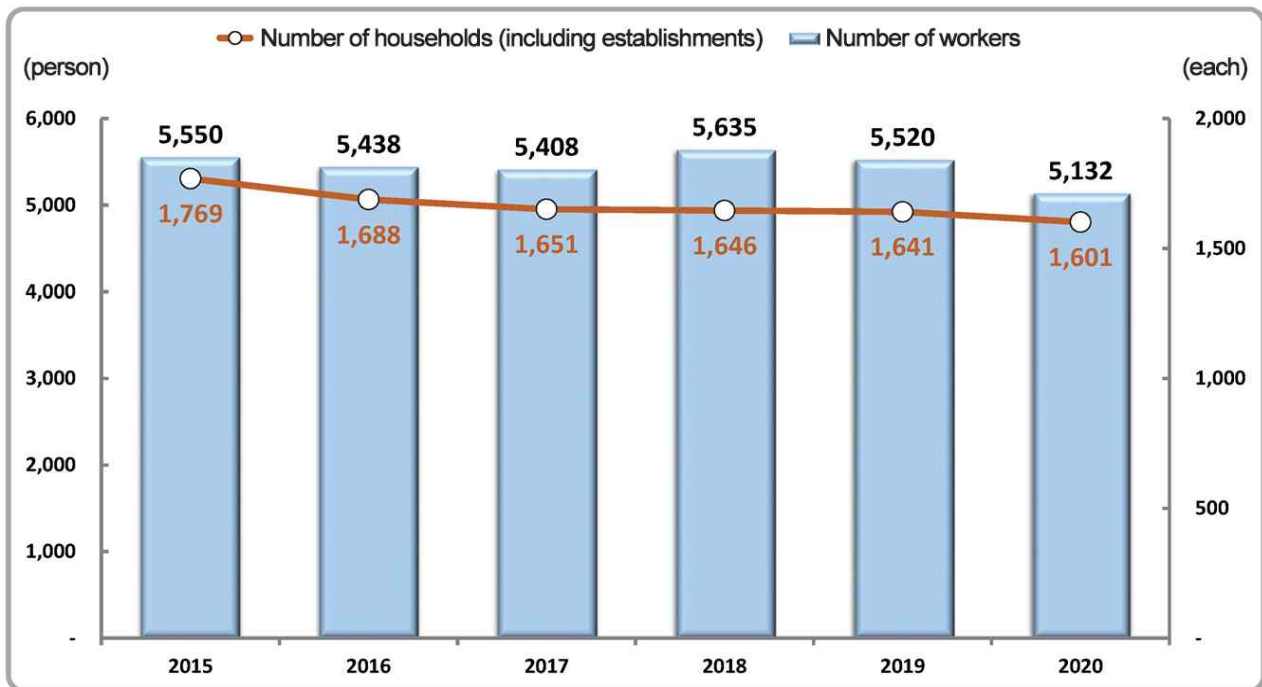




Preliminary Results of the Survey on the Status of Fish Culture in 2020

- In 2020, the number of fish culture households (including establishments) and fish culture workers fell by 2.4% and 7.0%, respectively, from 2019.
- A year-on-year decrease in fish culture regular workers resulted from a rising closure of small-scale fish culture farms owing to business deterioration according to changes in marine environment (long rainy season, bad weather, etc.) and prolonged COVID-19.
 - The number of fish culture households (including establishments) decreased by 40 households (-2.4%) from 1,641 households in 2019 to 1,601 households in 2020.
 - The number of fish culture workers fell by 388 persons (-7.0%) from 5,520 persons in 2019 to 5,132 persons in 2020.

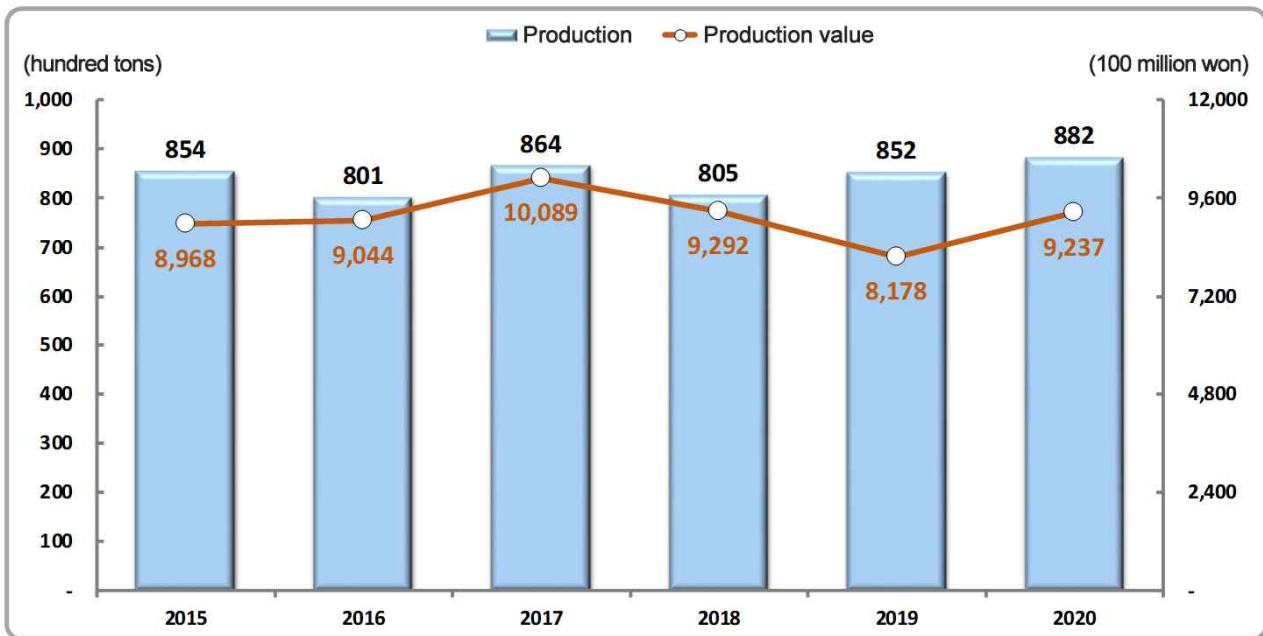
< Changes in the number of fish culture households
(including establishments) and workers >



- In 2020, the fish culture production and the fish culture production value grew by 3.5% and 13.0%, respectively, from 2019.
- A year-on-year increase in fish culture production and fish culture production value resulted from a rising shipment price of halibut and rockfish, which occupied a high proportion of production, to secure management funds and prevent fish death due to the economic downturn.

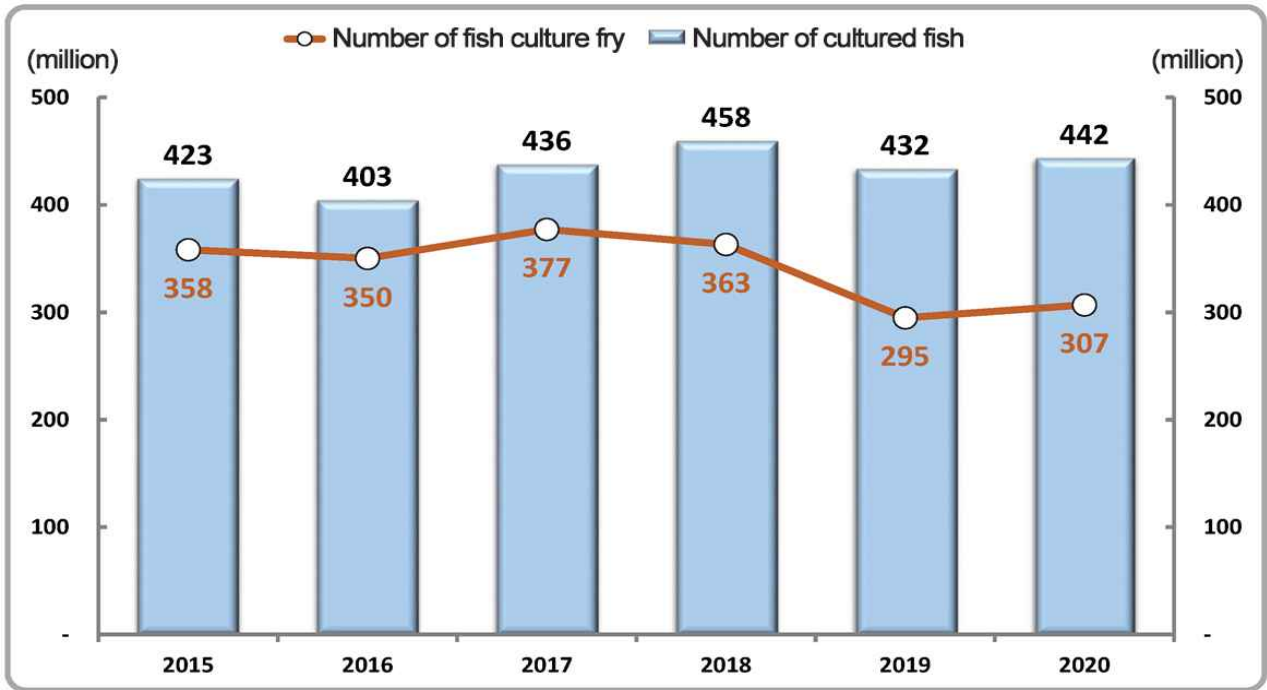
- The production of fish culture grew by 3.0 thousand tons (3.5%) from 85.2 thousand tons in 2019 to 88.2 thousand tons in 2020.
- The production value of fish culture rose by 106.0 billion won (13.0%) from 817.8 billion won in 2019 to 923.7 billion won in 2020.

< Changes in fish culture production and production value >



- In 2020, the number of fish culture fry and cultured fish grew by 3.9% and 2.3%, respectively, from 2019.
- A year-on-year rise in cultured fish resulted from a rising fish culture fry owing to an early shipment of halibut and rockfish, which occupied a high proportion of fish culture.
 - The number of fish culture fry rose by 12 million (3.9%) from 295 million in 2019 to 307 million in 2020.
 - The number of cultured fish rose by 10 million (2.3%) from 432 million in 2019 to 442 million in 2020.

< Changes in fish culture fry and cultured fish >



□ In 2020, the total amount of feed fell by 5.0% from 2019.

○ A year-on-year decrease in feed resulted from an early shipment of halibut and rockfish, which occupied a high proportion of fish culture production, and a rise in fish culture fry.

- The total amount of feed dropped by 29.8 thousand tons (-5.0%) from 597.8 thousand tons in 2019 to 567.9 thousand tons in 2020.

- The amount of raw fish pellet declined by 28.0 thousand tons (-5.5%) from 505.0 thousand tons in 2019 to 477.0 thousand tons in 2020.

- The amount of formulated dry pellet fell by 1.9 thousand tons (-2.0%) from 92.8 thousand tons in 2019 to 90.9 thousand tons in 2020.

< Changes in the amount of feed >

