



Manufacturing Domestic Supply Index in the Third Quarter of 2021

1 (Domestic supply trend)

In the third quarter of 2021, the Manufacturing Domestic Supply Index went up by 2.0% from the third quarter of 2020, due to the increase in imported goods in spite of the decrease in domestic goods.

○ (Domestic goods and imported goods)

Compared to the third quarter of 2020, the supply of domestic goods fell by 2.4%, while that of imported goods rose by 13.9%.

○ (By type of goods)

Compared to the third quarter of 2020, final goods rose by 1.3%. (Among final goods, consumer goods dropped by 1.1%, while capital goods grew by 5.0%.) Intermediate goods grew by 2.5%.

- Consumer goods including 'Large passenger cars' and 'Flat Panel Display TV' recorded a year-on-year decrease.
- Capital goods including 'Wafer processing equipment' and 'Semiconductor inspection equipment' recorded a year-on-year increase.
- Intermediate goods including 'System semiconductor' and 'Naphtha' recorded a year-on-year increase.

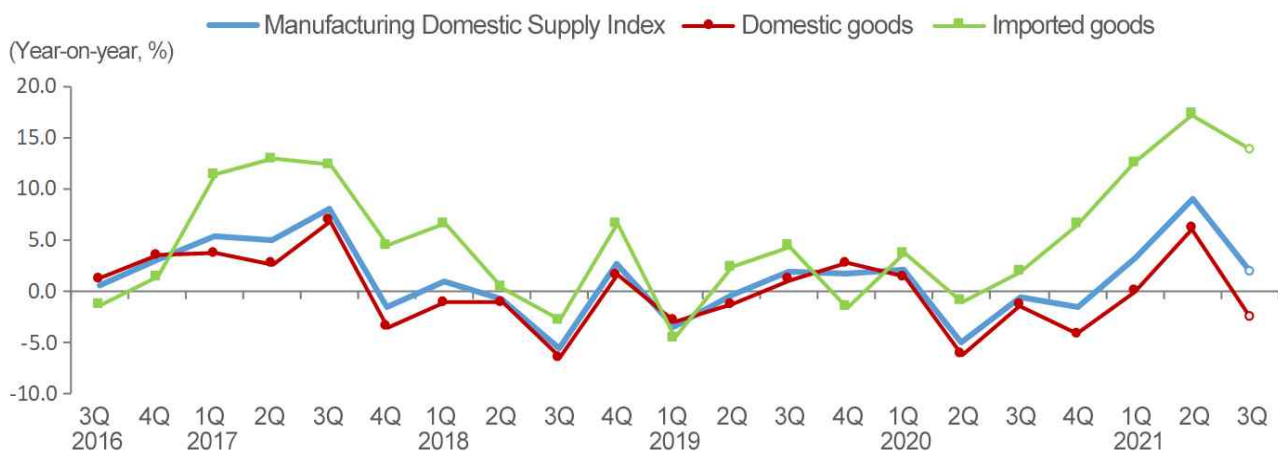
○ (By industry)

Compared to the third quarter of 2020, 'Other transport equipment' declined by 31.9%. In the meantime, 'Machinery and equipment' and 'Basic metals' grew by 11.1% and 12.4%, respectively.

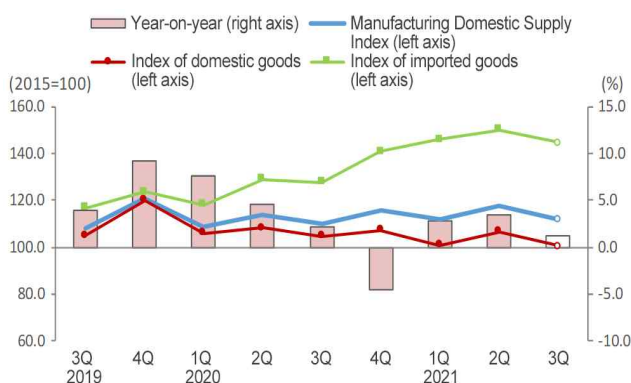
< Manufacturing Domestic Supply Index >

(Year-on-year, %)

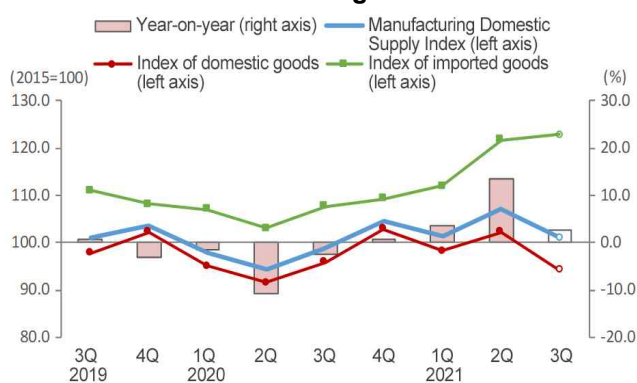
		2019	2020			2021			
				2Q	3Q	4Q	1Q	2Q	3Q ^P
Total	Manufacturing	0.0	-1.2	-4.9	-0.5	-1.5	3.3	9.1	2.0
	- Domestic goods	0.0	-2.7	-6.2	-1.4	-4.2	0.0	6.1	-2.4
	- Imported goods	0.2	2.7	-1.0	1.9	6.5	12.5	17.2	13.9
By type of goods	- Final goods	0.3	2.3	4.6	2.2	-4.5	2.9	3.4	1.3
	· Consumer goods	1.8	-0.2	1.2	1.1	-1.1	4.8	2.0	-1.1
	· Capital goods	-1.9	6.0	9.5	3.9	-9.0	0.3	5.5	5.0
	- Intermediate goods	-0.2	-3.5	-10.9	-2.4	0.7	3.6	13.5	2.5
Major industries	- Machinery and equipment	-9.8	6.6	3.8	10.6	7.3	15.5	15.0	11.1
	- Basic metals	-1.3	-7.9	-13.1	-8.1	-2.8	3.4	15.0	12.4
	- Other transport equipment	52.5	0.6	30.1	-15.5	-54.6	-49.3	-31.9	-31.9
Share of imported goods		26.1	27.2	27.7	27.5	26.7	28.5	28.7	30.2



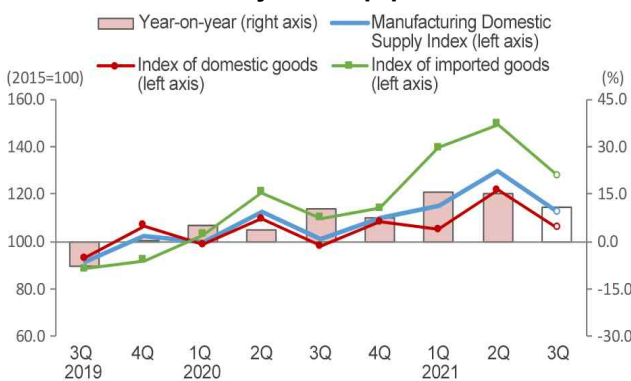
< Trends in the domestic supply of final goods >



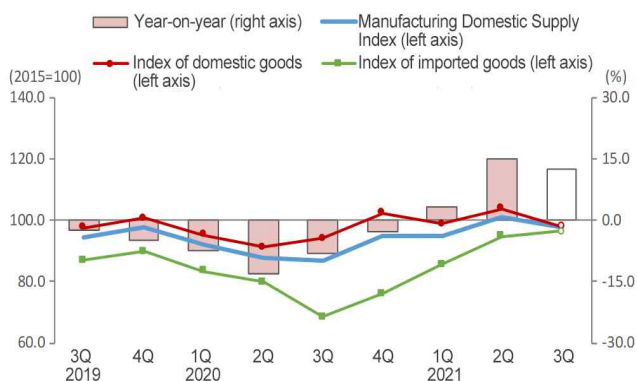
< Trends in the domestic supply of intermediate goods >



< Trends in the domestic supply of 'Machinery and equipment' >



< Trends in the domestic supply of 'Basic metals' >



② (Share of imported goods)

In the third quarter of 2021, imported goods accounted for 30.2% of the total manufacturing domestic supply, up 2.7%p from the third quarter of 2020.

○ (Final goods)

Final goods took up 32.9% of the total imported goods, up 3.0%p from the third quarter of 2020.

- (Consumer goods)

Consumer goods occupied 29.1% of the total imported goods, up 3.5%p from the third quarter of 2020.

- (Capital goods)

Capital goods accounted for 38.6% of the total imported goods, up 2.0%p from the third quarter of 2020.

○ (Intermediate goods)

Intermediate goods took up 28.5% of the total imported goods, up 2.7%p from the third quarter of 2020.

< Trends in the share of domestic and imported goods >



< Trends in the share of imported goods by type of goods >

