

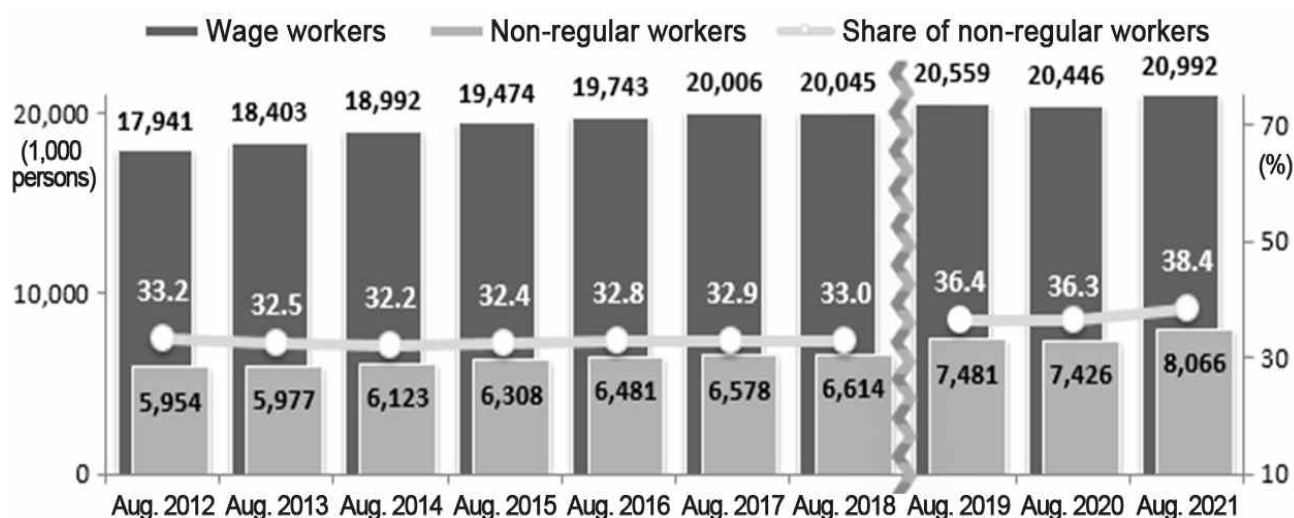


Supplementary Results of the Economically Active Population Survey by Employment Type in August 2021

- ☐ In August 2021, the non-regular workers totaled 8.066 million persons, which grew by 640 thousand persons from August 2020.
- ☐ The non-regular workers accounted for 38.4% of the total wage workers, up 2.1%p from August 2020.
- ☐ As for non-regular workers by employment type, non-permanent workers showed the highest year-on-year increase. As for non-regular workers by age group, workers aged 60 or more showed the highest year-on-year increase. As for non-regular workers by industry, 'Human health and social work activities' showed the highest year-on-year increase. As for non-regular workers by occupation, 'Elementary workers' showed the highest year-on-year increase.
- ☐ The share of non-regular workers joining an employment insurance went up by 6.5%p year-on-year. The share of non-regular workers joining a health insurance and a national pension went up by 1.3%p and 0.6%p, respectively, year-on-year.
- ☐ The share of non-regular workers receiving severance benefits and paid leave went up by 2.3%p and 1.0%p, respectively. Whereas, the share of non-regular workers receiving bonus went down by 1.9%p.
- ☐ The share of non-regular workers who chose their employment type voluntarily went up by 3.3%p year-on-year.

- ☐ In August 2021, the non-regular workers recorded 8.066 million persons, which rose by 640 thousand persons from August 2020. The non-regular workers occupied 38.4% of the total wage workers, up 2.1%p from August 2020.

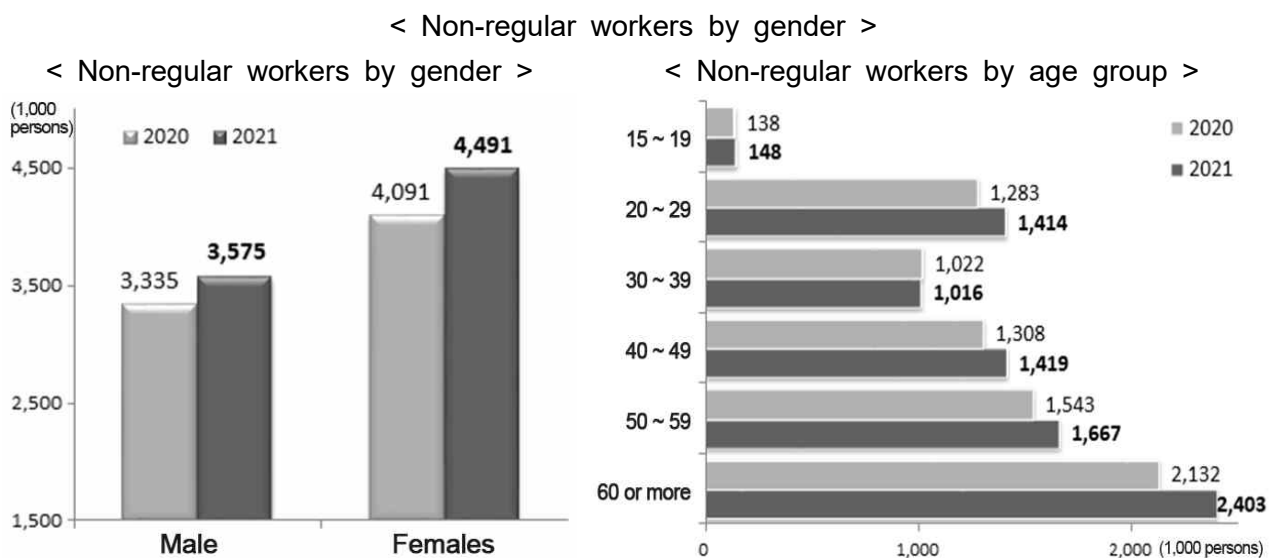
< Size and share of non-regular workers >



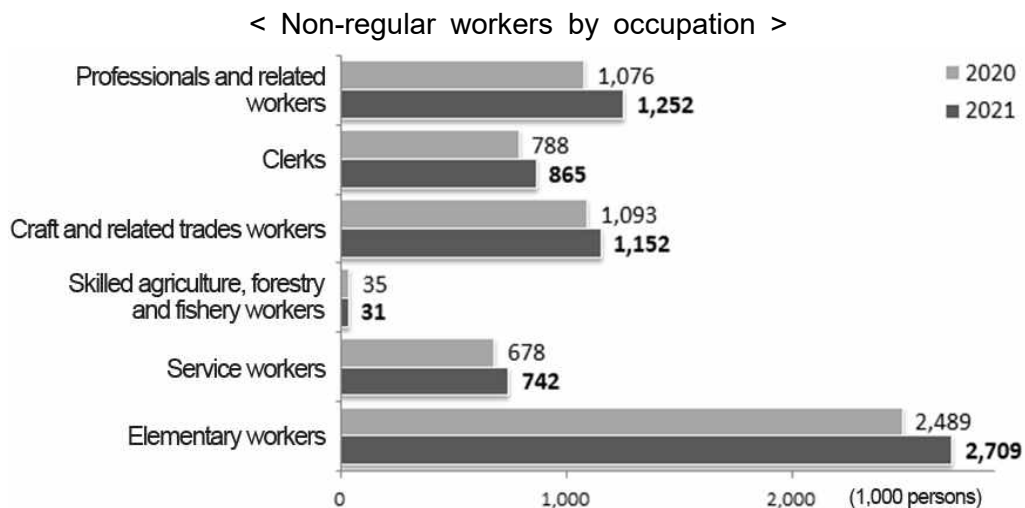
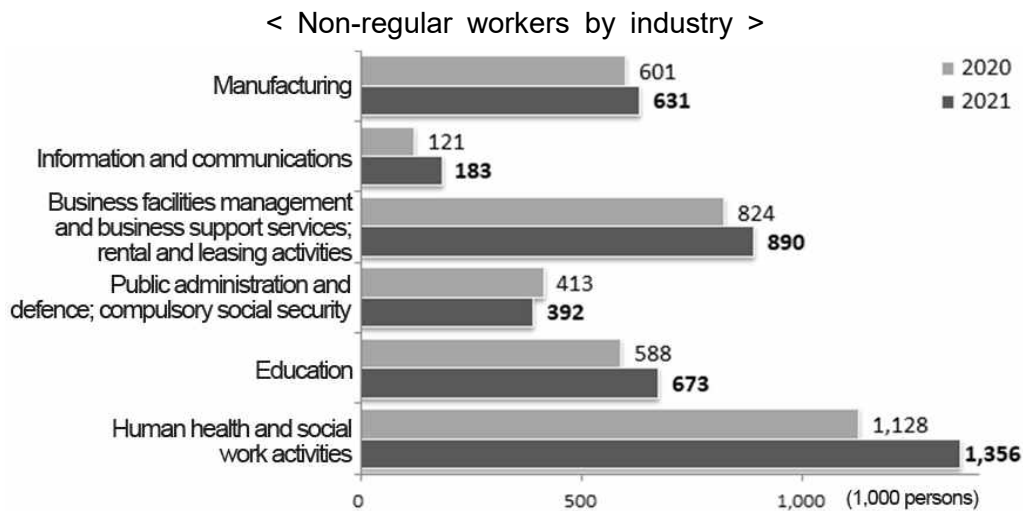
- ※ In the past, the Economically Active Population Survey partially identified Fixed-term Contract Workers, which has been newly added in August 2019. Therefore, 2019 and later data related to Fixed-term Contract Workers, Non-permanent Workers, Non-regular Workers and Regular Workers should not be compared to 2018 and previous data to confirm an increase or decrease.
- The non-permanent workers marked 5.171 million persons, rising by 564 thousand persons year-on-year. The part-time workers marked 3.512 million persons, rising by 260 thousand persons year-on-year. The non-typical workers marked 2.278 million persons, rising by 205 thousand persons year-on-year.



- As for non-regular workers by gender, the male non-regular workers totaled 3.575 million persons, which grew by 241 thousand persons. The female non-regular workers totaled 4.491 million persons, which rose by 400 thousand persons.
- As for non-regular workers by age group, the non-regular workers aged '60 or more', '50 ~ 59', '20 ~ 29' and '40 ~ 49' grew by 270 thousand persons, 125 thousand persons, 131 thousand persons and 111 thousand persons, respectively. Whereas, the non-regular workers aged '30 ~ 39' fell by 6 thousand persons.



- As for non-regular workers by industry, 'Human health and social work activities', 'Education' and 'Business facilities management and business support services; rental and leasing activities' grew by 228 thousand persons, 85 thousand persons and 66 thousand persons, respectively. In the meantime, 'Public administration and defence; compulsory social security' fell by 22 thousand persons.
- As for non-regular workers by occupation, 'Elementary workers' and 'Professional and related workers' increased by 221 thousand persons and 176 thousand persons, respectively. In the meantime, 'Skilled agriculture, forestry and fishery workers' decreased by 5 thousand persons.

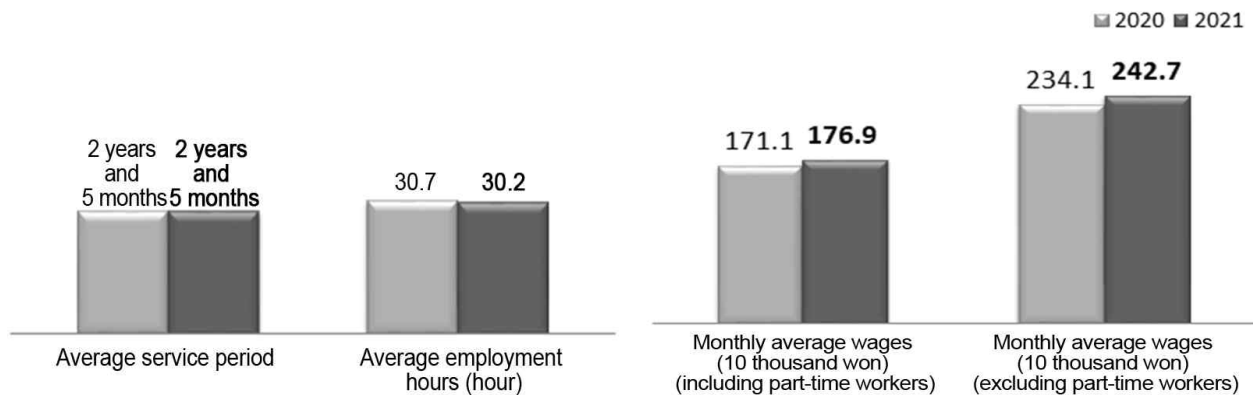


☐ Year-on-year change in working conditions of non-regular workers

- 59.9% of non-regular workers chose their employment type voluntarily, which went up by 3.3%p.
 - The share of non-permanent workers, part-time workers and non-typical workers who chose their employment type voluntarily rose by 3.4%p, 2.9%p and 3.1%p, respectively.
- The average service period in the current job recorded 2 years and 5 months (29 months) in August 2021, which remained the same as August 2020.
- The average employment hours recorded 30.2 hours per week, falling by 0.5 hour.
- The monthly average wage and salaries for the past three months (June ~ August) marked 1.769 million won, which increased by 58 thousand won.

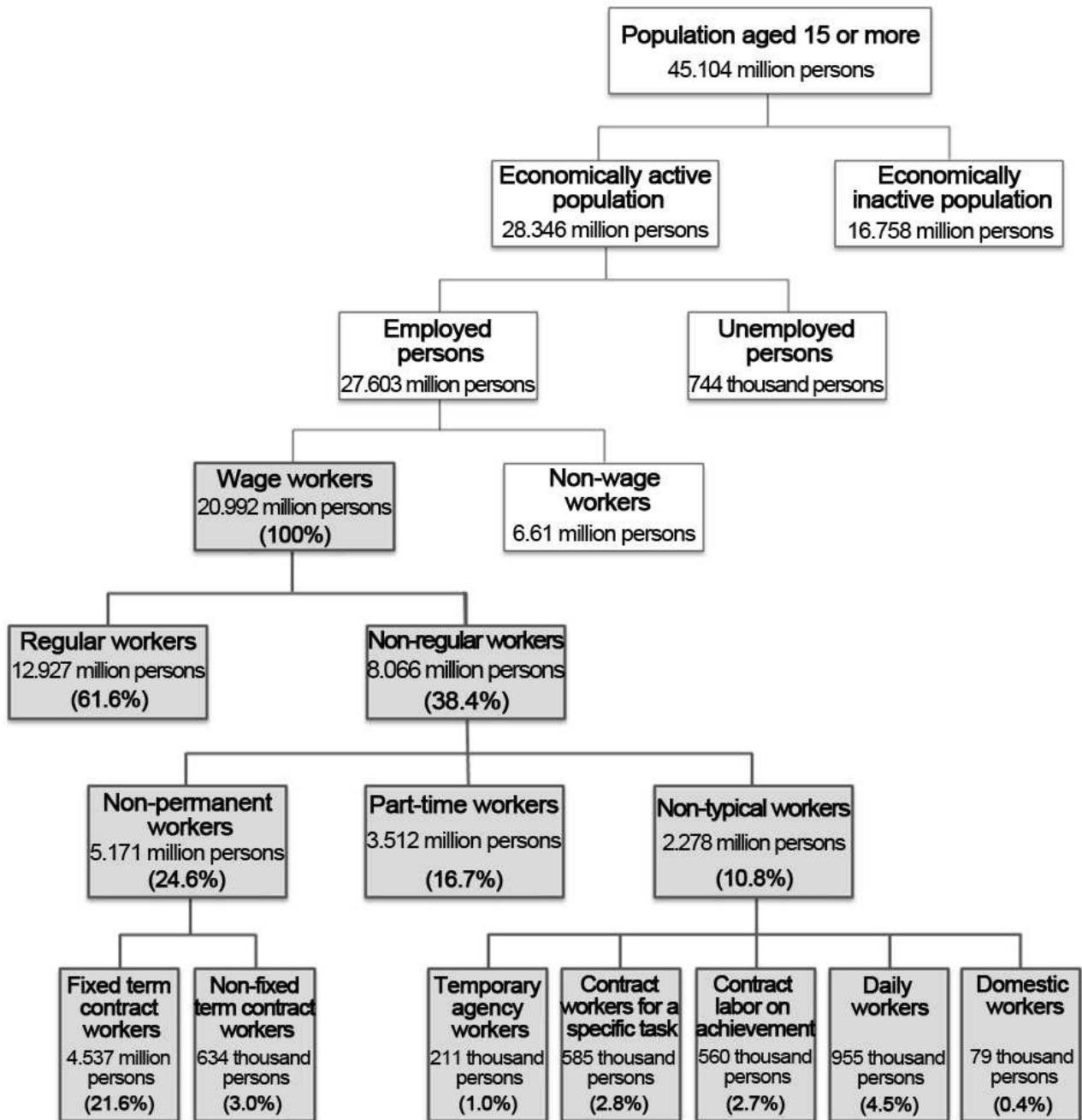
- When excluding part-time workers, the monthly average wages and salaries stood at 2.427 million won, increasing by 86 thousand won.

< Working conditions of non-regular workers >



- The share of non-regular workers joining an employment insurance stood at 52.6%, up 6.5%p year-on-year. The share of non-regular workers joining a health insurance marked 50.3%, up 1.3%p year-on-year. The share of non-regular workers joining a national pension stood at 38.4%, up 0.6%p year-on-year.
- The share of non-permanent workers, part-time workers and non-typical workers joining a social insurance showed a year-on-year increase.
- The share of non-regular workers receiving severance benefits stood at 42.7%, up 2.3%p year-on-year. The share of non-regular workers taking paid leave stood at 35.1%, up 1.0%p year-on-year. Whereas, the share of non-regular workers receiving bonus stood at 35.7%, down 1.9%p year-on-on.

< Composition of workers by employment type (August 2021) >



※ The total size of non-regular workers is inconsistent with the sum of all employment types of workers due to the overlap of employment types.