

# 2013 Statistics of Individual House Ownership Based on Administrative Data

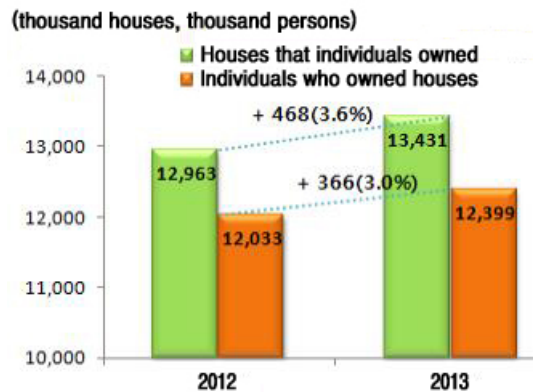
## □ House Ownership by Individuals

### ○ (Size)

In 2013, the number of houses that individuals owned was 13,431 thousand houses. This figure increased by 468 thousand houses (3.6 percent) from 2012.

- The number of individuals who owned houses was 12,399 thousand persons. This figure increased by 366 thousand persons (3.0 percent) from 2012.

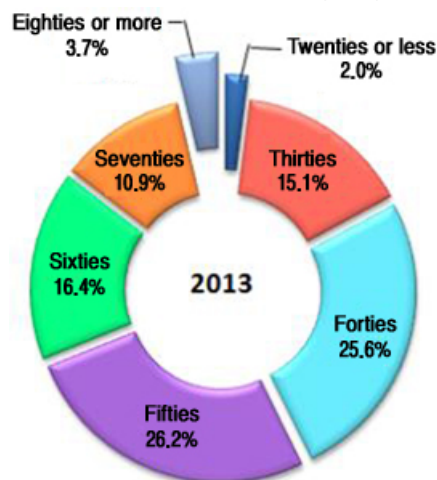
< Number of houses and owners >



### ○ (Age group)

House owners in their forties and fifties occupied 25.6 percent and 26.2 percent, respectively. These two age groups occupied 51.8 percent of the total house owners. The mean age of house owners was 53.2 years.

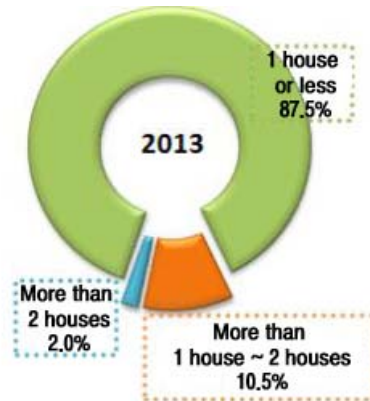
< House owners by age group >



○ **(By share of ownership<sup>1)</sup>)**

Based on the share of ownership by individuals, 87.5 percent of house owners owned '1 house or less'. 10.5 percent of them owned 'more than 1 house ~ 2 houses'.

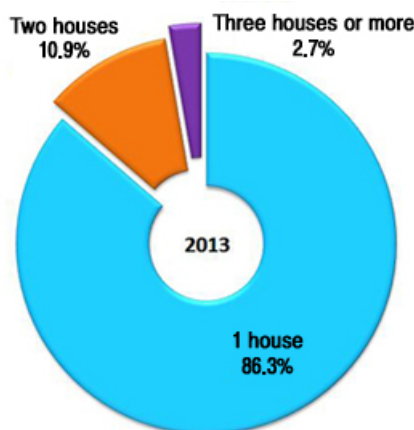
< Distribution of house owners by share of ownership >



○ **(By number of owned houses<sup>2)</sup>)**

Based on the number of houses that individuals owned, 86.3 percent of house owners owned one house. 10.9 percent of them owned two houses.

< Distribution of house owners by number of owned houses >



□ **Apartment Ownership by Individuals**

○ **(Size)**

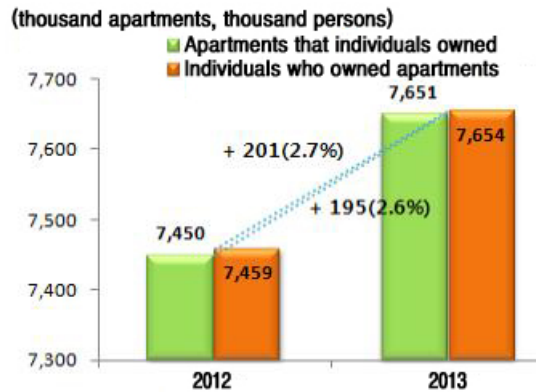
In 2013, the number of apartments that individuals owned was 7,651 thousand apartments. This figure increased by 201 thousand apartments (2.7 percent) from 2012.

- The number of individuals who owned apartments was 7,654 thousand persons. This figure increased by 195 thousand persons (2.6 percent) from 2012.

1) When calculating data, the share of housing ownership is reflected. For example, an individual who owns one and a half housing unit is counted as "one and a half".

2) When calculating data, regardless of the share of housing ownership, only the number of housing units is reflected. For example, an individual who owns one and a half housing unit is counted as "two".

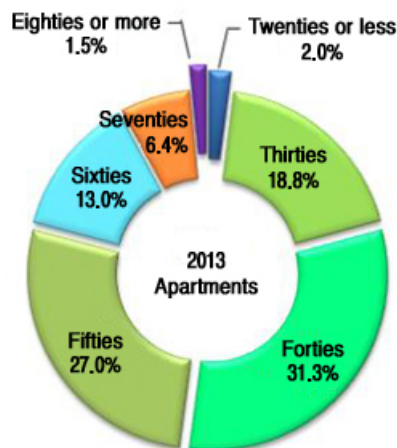
< Number of apartments and owners >



○ **(Age group)**

Apartment owners in their forties and fifties accounted for 31.3 percent and 27.0 percent, respectively. These two age groups occupied 58.3 percent of the total apartment owners. The mean age of apartment owners was 50.0 years.

< Apartment owners by age group >

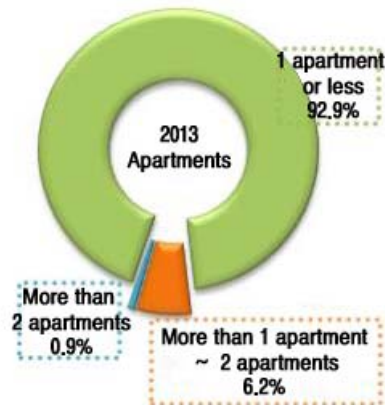


○ **(By share of apartment ownership<sup>3)</sup>)**

Based on the share of ownership by individuals, 92.9 percent of apartment owners owned '1 apartment or less'. 6.2 percent of them owned 'more than 1 apartment ~ 2 apartments'.

3) When calculating data, the share of housing ownership is reflected. For example, an individual who owns one and a half housing unit is counted as "one and a half".

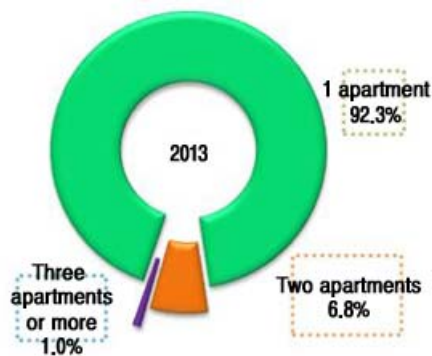
< Distribution of apartment owners by share of ownership >



○ (By number of owned apartments<sup>4)</sup>)

Based on the number of apartments that individuals owned, 92.3 percent of apartment owners owned one apartment. 6.8 percent of them owned two apartments.

< Distribution of apartment owners by number of owned apartments >



---

4) When calculating data, regardless of the share of housing ownership, only the number of housing units is reflected. For example, an individual who owns one and a half housing unit is counted as "two".