

2014 Statistics of Individual House Ownership Based on Administrative Data

As of November 1st, 2014, the total number of houses was 15,921 thousand units. Among them, the number of houses that individuals owned was 13,672 thousand units in 2014, which increased by 242 thousand units from 2013.

○ (Total number of houses)

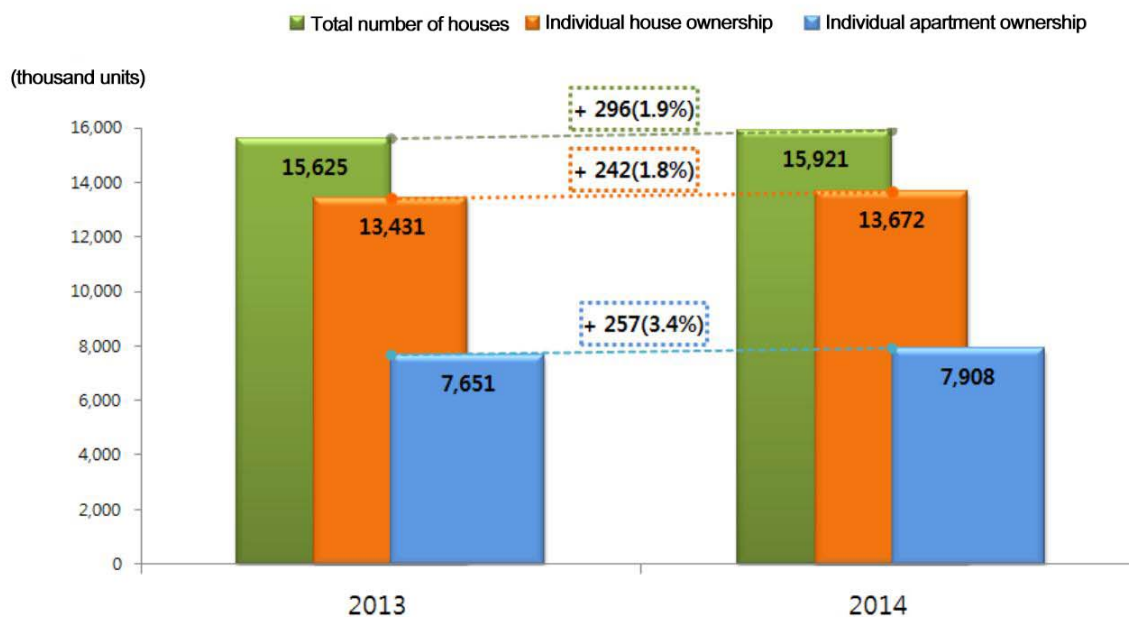
The total number of houses was 15,921 thousand units in 2014, which increased by 296 thousand units from 15,625 thousand units in 2013.

○ (Individual ownership)

The number of houses that individuals owned was 13,672 thousand units in 2014, which rose by 242 thousand units from 13,431 thousand units in 2013.

- The number of apartments that individuals owned was 7,908 thousand units in 2014, which grew by 257 thousand units from 2013.

< Total number of houses and individual house ownership >



The number of individuals who owned houses was 12,650 thousand persons in 2014, which increased by 252 thousand persons from 2013.

○ (House ownership by sex)

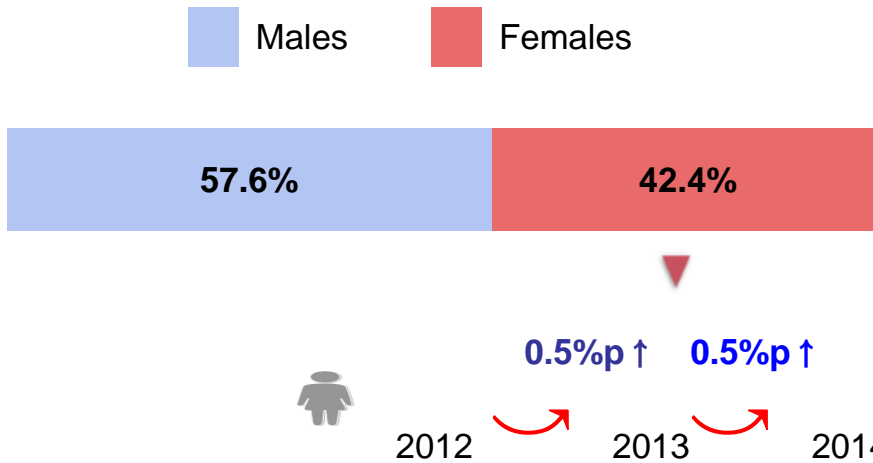
Male owners occupied 57.6 percent of the total house owners, which was 1.36 times higher than female owners. In the meantime, the share of female owners showed an upward trend for the past two years consecutively.

* Share of female owners: 41.4% in 2012 → 41.9% in 2013 → 42.4% in 2014

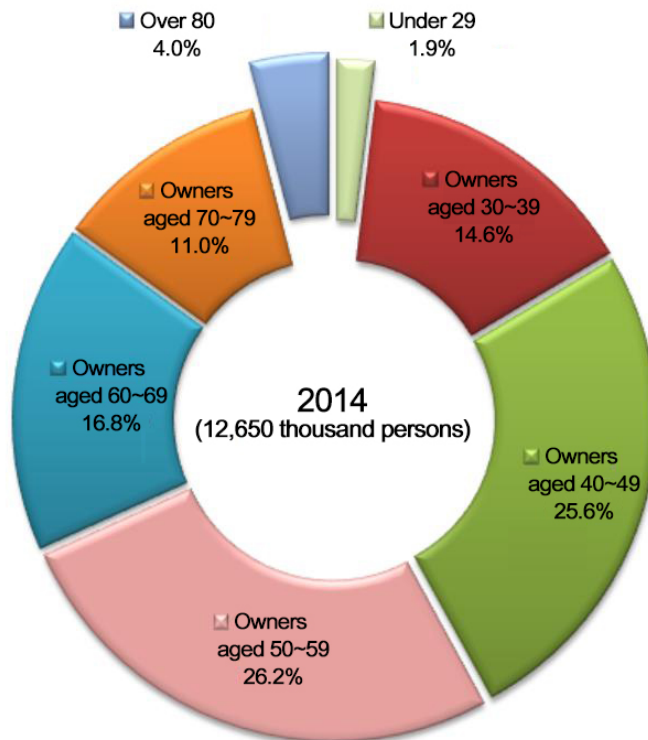
○ **(House ownership by age)**

The mean age of house owners marked 53.6 years. House owners aged 41~59 occupied 51.8 percent of the total house owners.

< House ownership by sex >



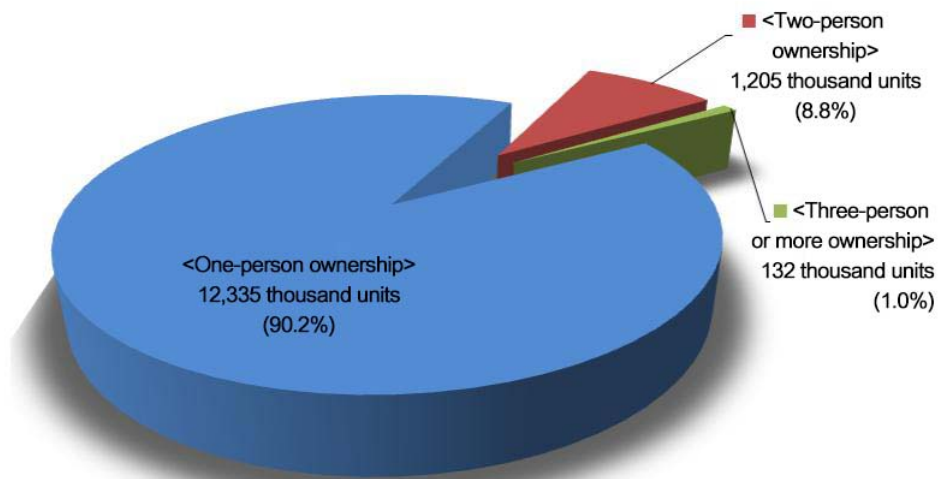
< House ownership by age group >



The number of houses that one individual owned was 12,335 thousand units, which occupied 90.2 percent of the total individual house ownership (13,672 thousand units).

○ The number of houses that one individual owned was 12,335 thousand units, which occupied 90.2 percent of the total house ownership. The number of houses that two individuals or more owned was 1,337 thousand units, which occupied 9.8 percent of the total house ownership.

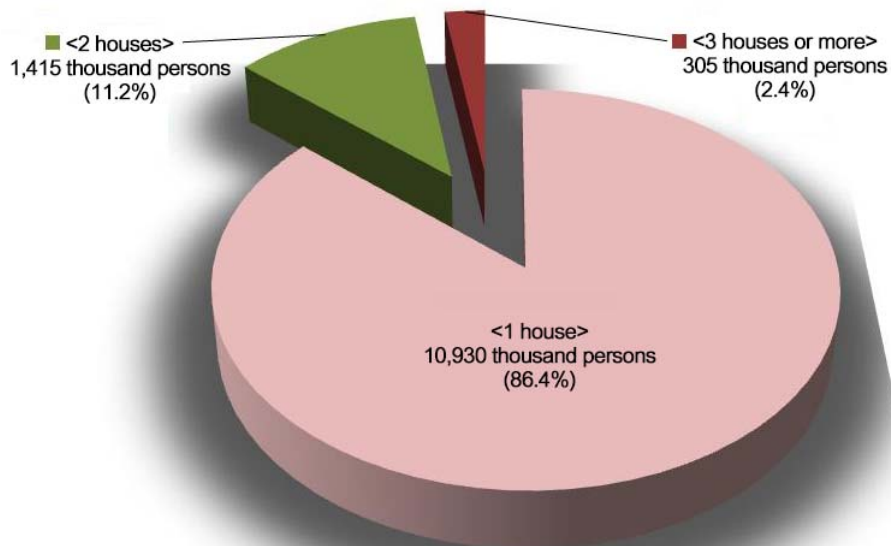
< Status of single and co-ownership >



The number of individuals who owned 2 houses or more was 1,721 thousand persons, which occupied 13.6 percent of the total house owners.

- The number of individuals who owned 1 house was 10,930 thousand persons, which occupied 86.4 percent of the total house owners. The number of individuals who owned 2 houses was 1,415 thousand persons, which occupied 11.2 percent of the total house owners. The number of individuals who owned 3 houses or more was 305 thousand persons, which occupied 2.4 percent of the total house owners. The number of individuals who owned 2 houses or more was 1,721 thousand persons, which occupied 13.6 percent of the total house owners.

< Status of house owners by number of owned houses >



Based on the location of houses, Ulsan recorded the highest share of residents (92.9%) who owned houses in the same metropolitan city or province as their residence. In the meantime, Sejong recorded the lowest share of residents (63.4%) who owned houses in the same metropolitan city or province as their residence.

- 5 metropolitan cities or provinces including Ulsan showed over 90 percent of residents who owned houses in the same metropolitan city or province as their residence. 11 metropolitan cities or provinces including Sejong showed about 80 percent of residents who owned houses in the same metropolitan city or province as their residence.

< Share of residents who own houses in the same metropolitan city or province as their residence >

