



Statistics Korea

## Press Release

다시, 대한민국!  
새로운 국민의 나라

Embargo 12:00 P.M., June 29, 2023 Embargo 8:30A.M., June 29, 2023

# House Ownership Status in 2021

- Based on Administrative Data -

Contact Division	Statistical Data Hub Bureau Register-based Statistics Division	Contact Person	Cha, Jin-suk (042-481-3675)
------------------	--	----------------	-----------------------------

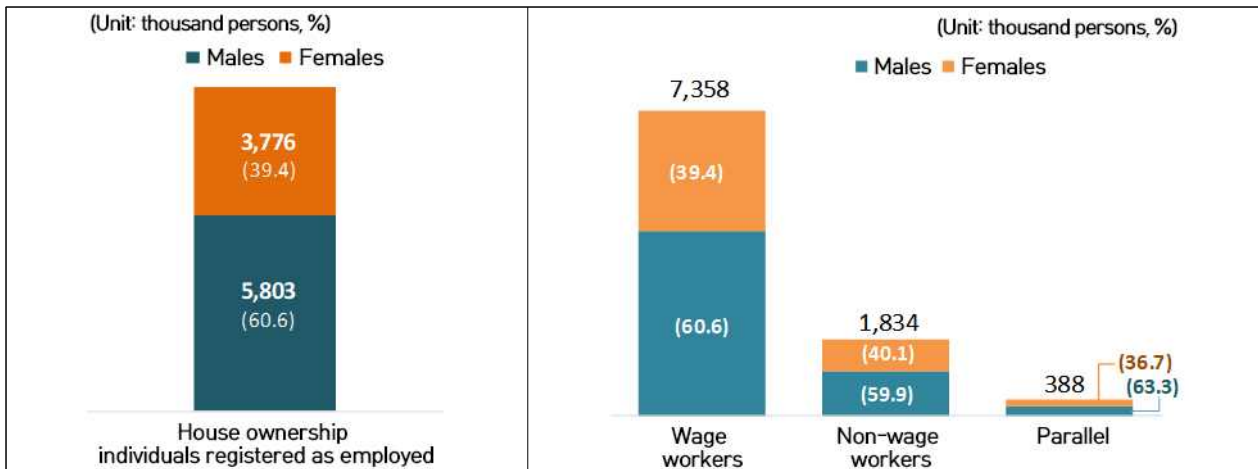
# House Ownership Status in 2021

- Based on Administrative Data -

## 1. House ownership status of individuals

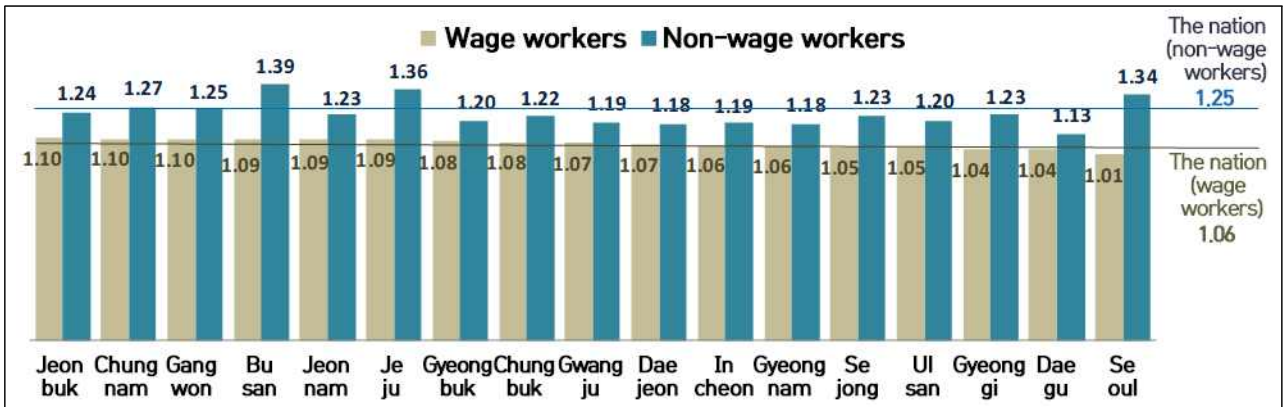
- The house ownership individuals registered as employed amounted to 9.579 million persons in 2021. Among them, house ownership males and females occupied 60.6% and 39.4%, respectively.
- As for house ownership individuals by status of worker, wage workers amounted to 7.358 million persons, which occupied the largest share. Among wage workers, the share of house ownership males (60.6%) was higher than that of house ownership females (39.4%).

< House ownership individuals by sex >



- The per-capita average ownership houses of non-wage workers stood at 1.25 units, which was higher than those of wage-workers (1.06 units).
- As for per-capita average ownership houses of wage workers by residence region, Jeonbuk, Chungnam and Gangwon recorded the highest figure of 1.10 units. As for per-capita average ownership houses of non-wage workers by residence region, Busan recorded the highest figure of 1.39 units.

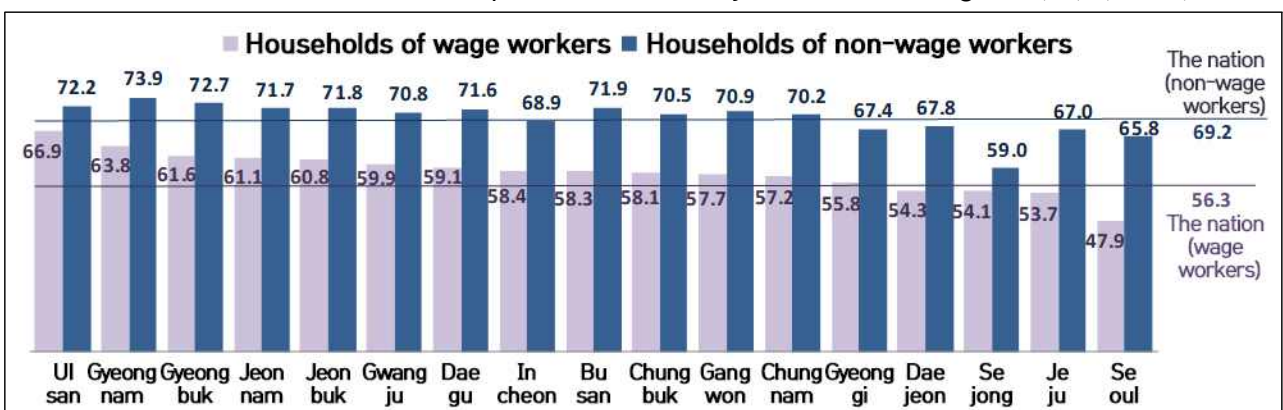
< Per-capita average ownership houses by residence region (unit) (2021) >



## 2. House ownership status of households

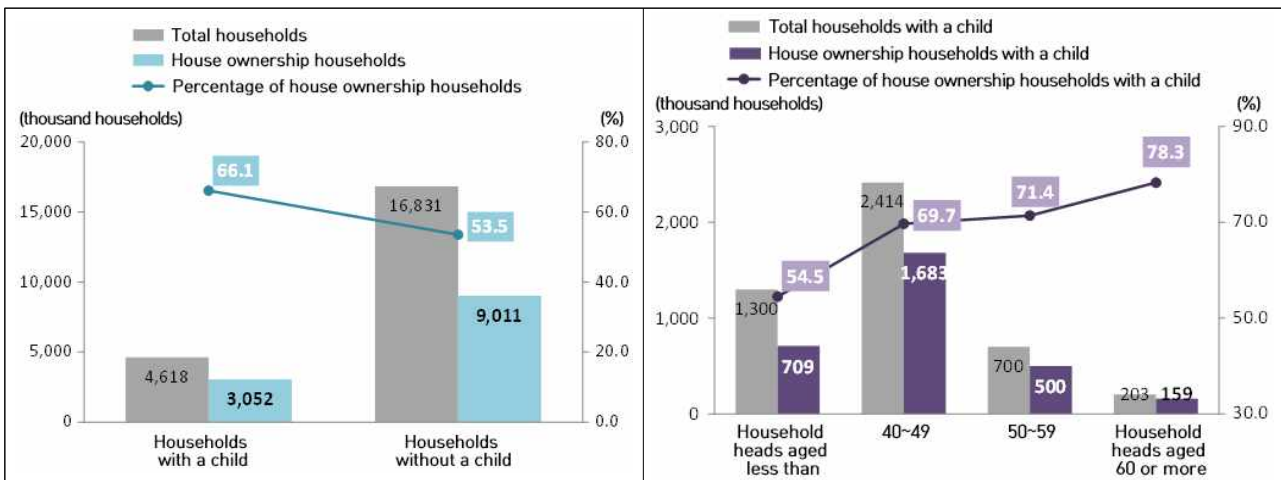
- The percentage of house ownership households of non-wage workers stood at 69.2%, which was higher than that of house ownership households of wage workers (56.3%).
- As for the percentage of house ownership households of wage workers by region, Ulsan recorded the highest figure of 66.9%, which was followed by Gyeongnam (63.8%). Seoul recorded the lowest figure of 47.9%, which was followed by Jeju (53.7%).
- As for the percentage of house ownership households of non-wage workers by region, Gyeongnam recorded the highest figure of 73.9%, which was followed by Gyeongbuk (72.7%). Sejong recorded the lowest figure of 59.0%, which was followed by Seoul (65.8%).

< Share of house ownership households by residence region (%) (2021) >



- Among house ownership married households, the percentage of dual income house ownership households stood at 75.6%, which was higher than that of single income house ownership households (73.9%).
- Among the total house ownership households, households with a child aged less than 18 stood at 25.3%. The percentage of house ownership households with a child aged less than 18 stood at 66.1%, which was higher than that of house ownership households without a child aged less than 18 (53.5%).
- As for the number of house ownership households with a child aged less than 18 by age of household head, household heads aged 40~49 recorded the highest figure. As for the percentage of house ownership households with a child aged less than 18 by age of household head, household heads aged 60 or more recorded the highest figure of 78.3%.

< House ownership status of households with a child\* (2021) >



\* Refers to households whose head lives with a child aged less than 18. Also includes households whose head is not a parent of a child aged less than 18