

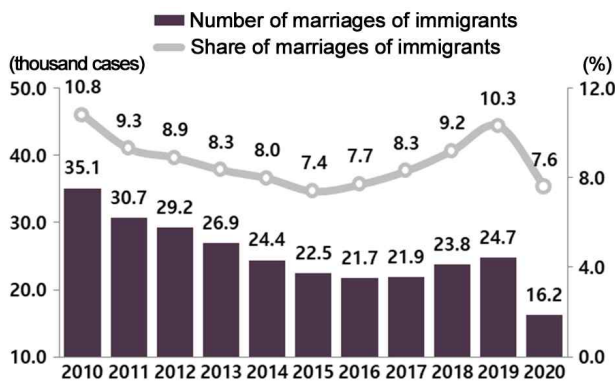


# Vital Statistics of Immigrants in 2020

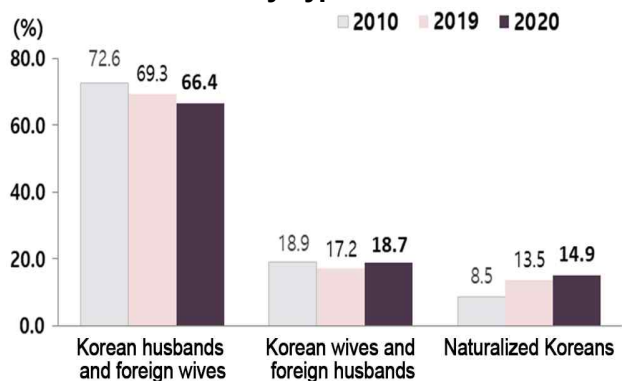
**In 2020, the marriages of immigrants totaled 16,177 cases, which decreased by 34.6% (8,544 cases) from 2019.**

- Among the total marriages, the marriages of immigrants occupied 7.6% in 2020, falling by 2.7%p from 2019.
- The marriages of 'Korean husbands and foreign wives' occupied the largest share (66.4%) of the total marriages of immigrants. This share was followed by 'Korean wives and foreign husbands' (18.7%) and 'naturalized Koreans' (14.9%).
- Compared to 2019, the share of marriages of 'Korean husbands and foreign wives' went down by 2.9%p. In the meantime, the share of marriages of 'naturalized Koreans' went up by 1.4%p.

< Trends in marriages of immigrants >



< Share of marriages of immigrants by type >

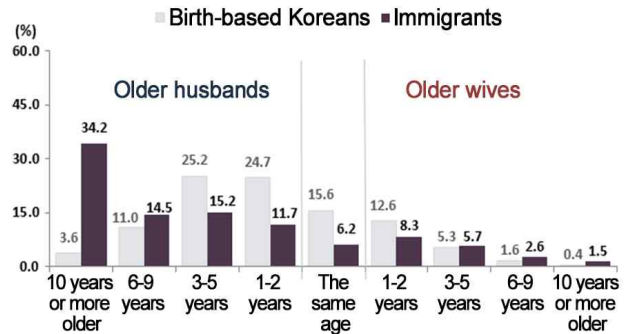


- The mean age of males at first marriage was 36.0 years in 2020, falling by 0.8 year from 2019. The mean age of females at first marriage was 29.2 years in 2020, rising by 0.8 year from 2019.
- As for the marriages of immigrants by age gap, marriages of husbands older than wives occupied the largest share at 75.7%. The share of marriages of husbands 10 years or more older than wives stood at 34.2%, down 7.8%p from 2019.

< Mean age at first marriage (2020) >



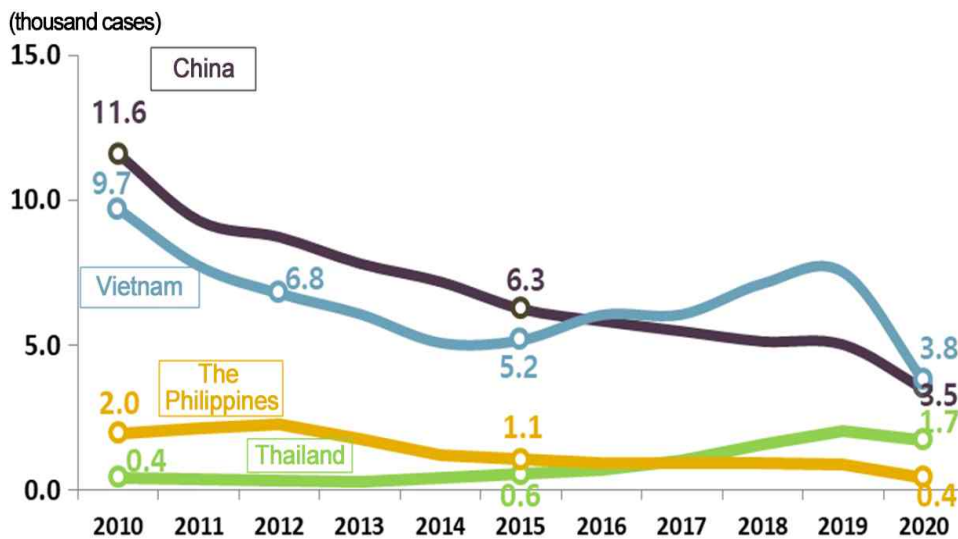
< Share of marriages by age gap between husbands and wives (2020) >



○ As for the marriages of foreign or naturalized wives by nationality, Vietnam occupied the largest share at 23.5%, which was followed by China (21.7%) and Thailand (10.7%).

- Compared to 2019, the share of marriages of Vietnamese wives fell by 6.9%p. Whereas, the share of marriages of Chinese wives and Thai wives rose by 1.4%p and 2.4%p, respectively

< Trends in marriages by nationality of wives >

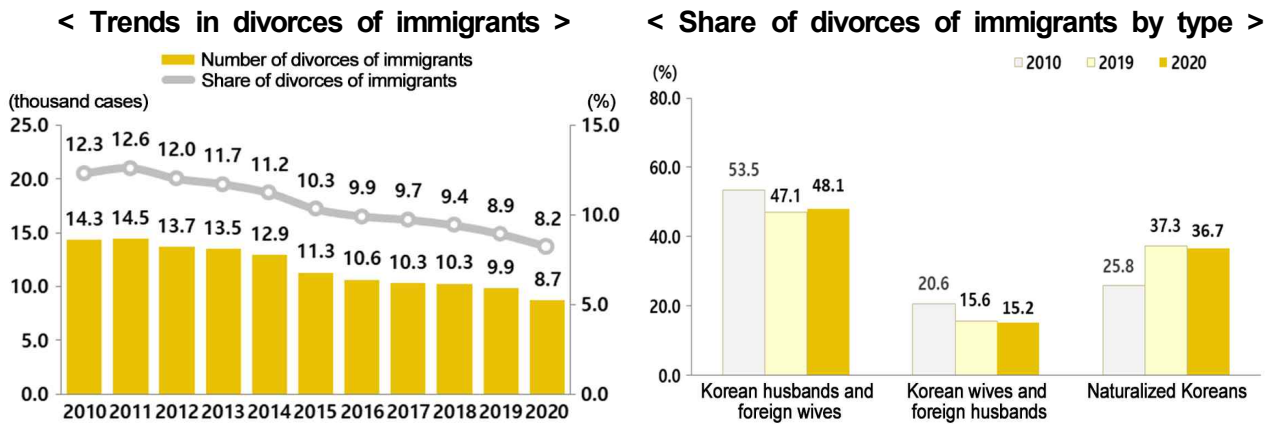


**In 2020, the divorces of immigrants totaled 8,685 cases, falling by 12.0% (1,183 cases) from 2019.**

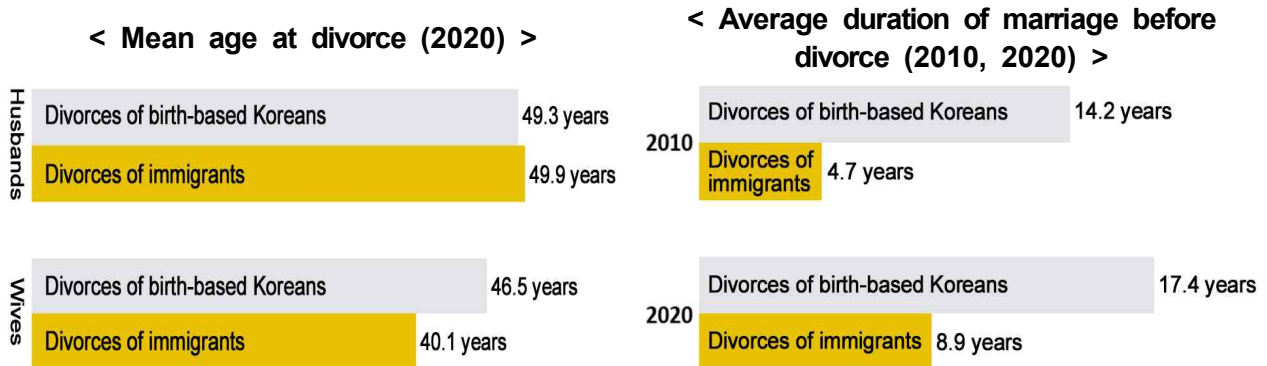
○ The divorces of immigrants occupied 8.2% of the total divorces in 2020, dropping by 0.7%p from 2019.

○ The divorces of 'Korean husbands and foreign wives' occupied the largest share (48.1%) of the total divorces of immigrants. This figure was followed by 'naturalized Koreans' (36.7%) and 'Korean wives and foreign husbands' (15.2%).

- Compared to 2019, the share of divorces of 'Korean husbands and foreign wives' rose by 1.0%p. Whereas, the share of divorces of 'naturalized Koreans' and 'Korean wives and foreign husbands' fell by 0.6%p and 0.4%p, respectively.

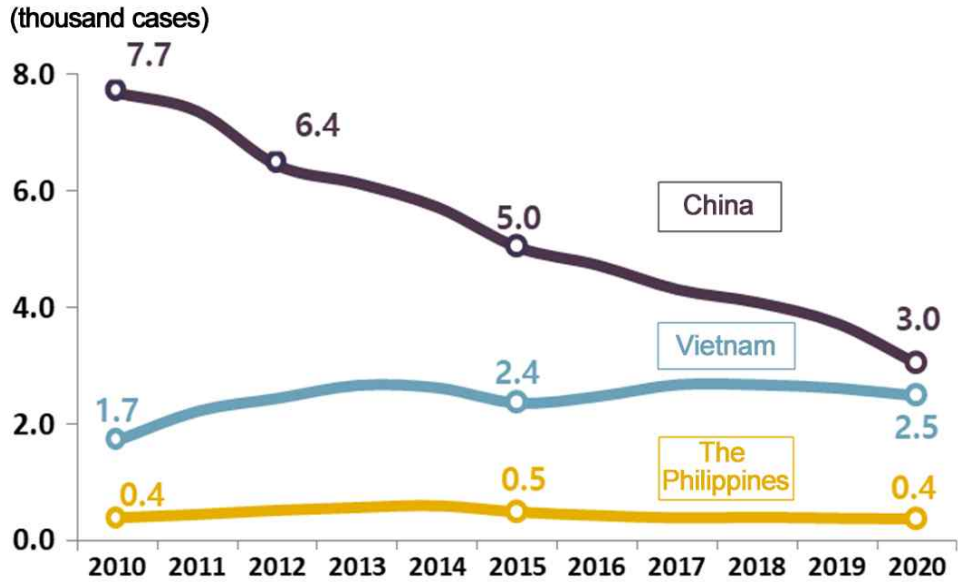


- The mean age of males at divorce was 49.9 years in 2020, rising by 0.2 year from 2019. The mean age of females at divorce was 40.1 years in 2020, rising by 0.2 year from 2019.
- As for the divorces of immigrants, the average duration of marriage before divorce recorded 8.9 years in 2020, increasing by 4.2 years compared to 2010.



- As for the divorces of foreign or naturalized wives by nationality, China occupied the largest share at 34.9%, which was followed by Vietnam (28.6%) and the Philippines (4.2%).
- Compared to 2019, the share of divorces of Chinese wives fell by 2.9%p. Whereas, the share of divorces of Vietnamese wives and Filipino wives rose by 2.1%p and 0.3%p, respectively.

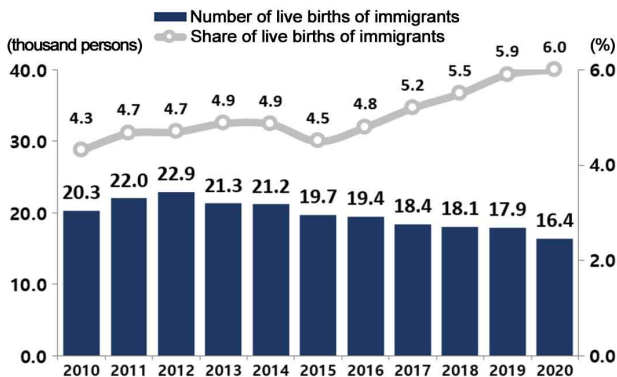
< Trends in divorces by nationality of wives >



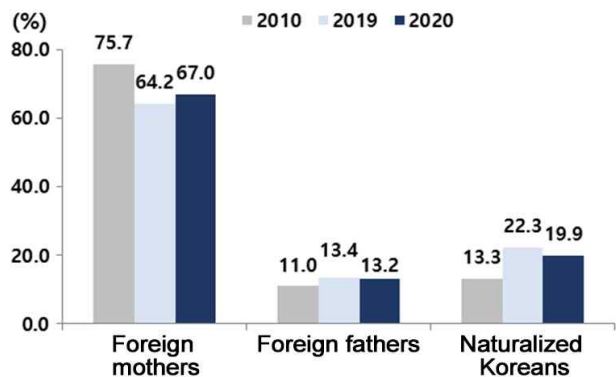
**In 2020, the live births of immigrants totaled 16,421 persons, falling by 8.5% (1,518 persons) from 2019.**

- The live births of immigrants occupied 6.0% of the total live births in 2020, up 0.1%p from 2019.
- The live births of 'Korean fathers and foreign mothers' occupied the largest share at 67.0% of the total live births of immigrants. This share was followed by 'naturalized Koreans' (19.9%) and 'Korean mothers and foreign fathers' (13.2%).
- Compared to 2019, the share of live births of 'Korean fathers and foreign mothers' grew by 2.8%p. Whereas, the share of live births of 'Korean mothers and foreign fathers' and 'naturalized Koreans' dropped by 0.2%p and 2.4%p, respectively.

< Trends in live births of immigrants >



< Share of live births of immigrants by type >



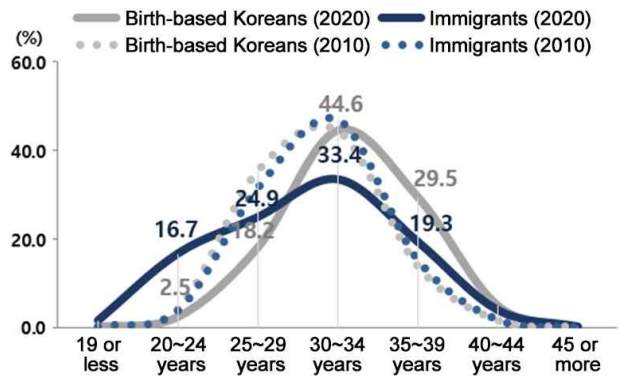
- The mean age of immigrant mothers at birth marked 30.7 years in 2020, rising by 2.7 years from 2010.

- The live births of immigrant mothers aged 30 ~ 34 occupied the largest share at 33.4%. This figure was followed by immigrants mothers aged 25 ~ 29 (24.9%) and immigrant mothers aged 35 ~ 39 (19.3%).

< Mean age of immigrant mothers at birth (2010, 2020) >



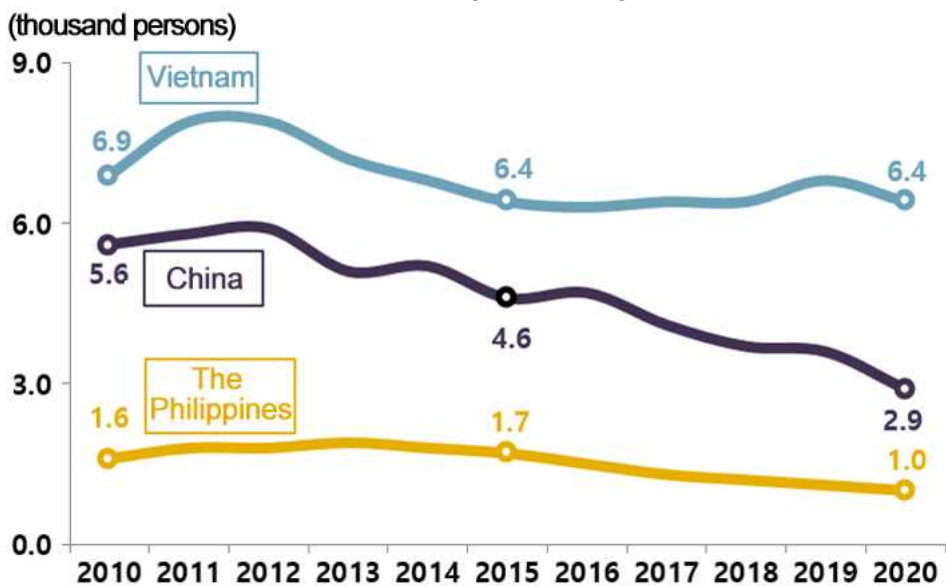
< Share of live births by age of immigrant mothers (2010, 2020) >



- As for the live births of foreign mothers and naturalized Koreans by nationality, Vietnam occupied the highest share at 38.8%, which was followed by China (17.7%) and the Philippines (6.0%).

- Compared to 2019, the share of live births of Vietnamese mothers grew by 0.6%p. Whereas, the share of live births of Chinese mothers and Filipino wives declined by 2.2%p and 0.1%p, respectively.

< Trends in live births by nationality of mothers >



## Appendix Methodology of Vital Statistics of Immigrants

---

### 1. Purpose

- Vital Statistics (marriage, divorce, live birth and death statistics) of Immigrants are designed to be used as basic data when making and evaluating policies for social integration of immigrants and supporting immigrant families.

### 2. Legal basis

- Designated statistics according to Paragraph 4 of Article 24-2 of Statistics Act and Paragraph 1 of Article 17 of Statistics Act (Approval No. 101003, Vital Statistics)

### 3. Basic data

- Vital Statistics of Immigrants are produced by using the reports of vital statistics that are submitted to government agencies of Eup, Myeon & Dong or Si & Gu regions according to the Statistics Act and the Act on Registration of Family Relations, and family relationship registration data of the Supreme Court of Korea.

### 4. Target population

- Marriage, divorce, live birth and death events of individuals in multicultural families which include persons acquiring nationality through naturalization and recognition, and foreign nationals.
  - The definition of a multicultural family follows Article 2 of Multicultural Families Support Act.
  - A family covers a one-person household as well as a marriage or blood-related family by applying the family concept of family relationship registration of the Supreme Court of Korea.
- However, due to the incompleteness of administrative data, vital statistics of families made up of only one foreign individual or only foreigners are excluded when compiling statistics.
  - \* Death events cover ① Koreans who acquire nationality through naturalization or recognition, ② foreign nationals whose spouse is a Korean national and ③ Korean nationals at birth whose family members (parents, spouses, children) acquire nationality through naturalization or recognition or are foreign nationals.

< Target population of Vital Statistics of Immigrants >

		Husbands (fathers)		
		Birth-based Koreans	Naturalized Koreans	Foreigners
Wives (mothers)	Birth-based Koreans	<i>Excluded from the target population of vital statistics of immigrants</i>	Target population of vital statistics of immigrants	Target population of vital statistics of immigrants
	Naturalized Koreans	Target population of vital statistics of immigrants		
	Foreigners	Target population of vital statistics of immigrants	Target population of vital statistics of immigrants	Excluded from the target population of vital statistics