

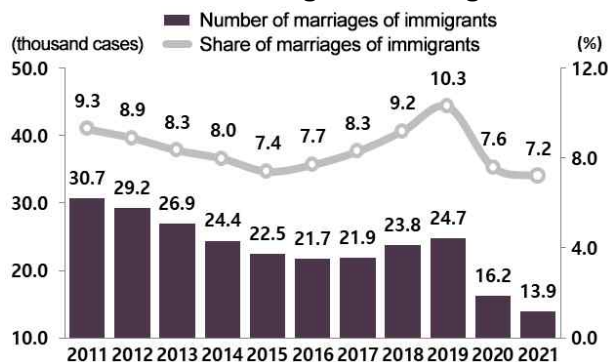


Vital Statistics of Immigrants in 2021

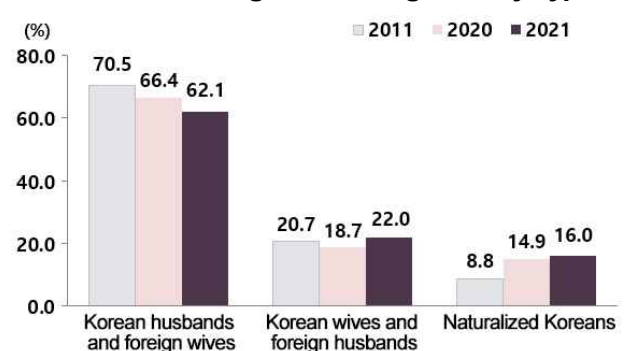
In 2021, the marriages of immigrants totaled 13,926 cases, which decreased by 13.9% (2,251 cases) from 2020.

- In 2021, the marriages of immigrants occupied 7.2% of the total marriages, falling by 0.3%p from 2020.
- As for immigrant marriages by type, the marriages of 'Korean husbands and foreign wives' occupied the largest share (62.1%) of the total marriages of immigrants. This share was followed by 'Korean wives and foreign husbands' (22.0%) and 'naturalized Koreans' (16.0%).
- Compared to 2020, the share of marriages of 'Korean husbands and foreign wives' went down by 4.3%p. In the meantime, the share of marriages of 'naturalized Koreans' went up by 1.0%p.

< Trends in marriages of immigrants >



< Share of marriages of immigrants by type >

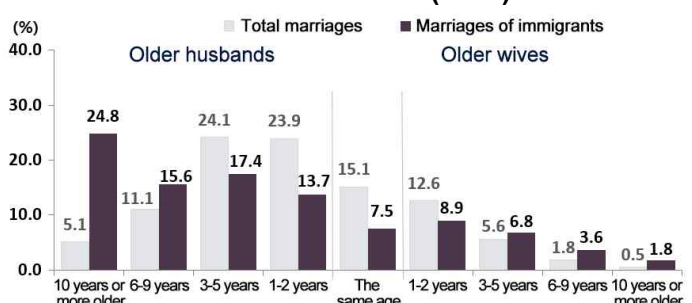


- The mean age of husbands at first marriage was 35.1 years in 2021, falling by 0.9 year from 2020. The mean age of wives at first marriage was 30.5 years in 2021, rising by 1.3 years from 2020.
- As for the marriages of immigrants by age gap, the marriages of husbands older than wives occupied the largest share at 71.4%. The share of marriages of husbands 10 years or more older than wives stood at 24.8%, down 9.4%p from 2020.

< Mean age at first marriage (2021) >



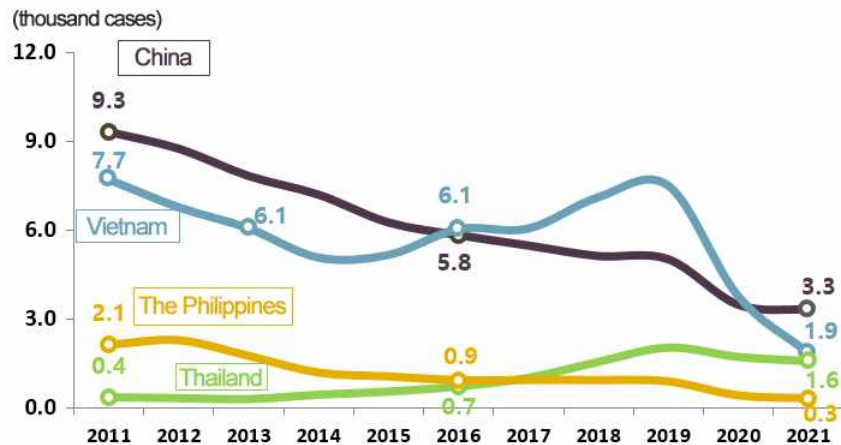
< Share of marriages by age gap between husbands and wives (2021) >



○ As for the marriages of foreign or naturalized wives by nationality, China occupied the largest share at 23.9%, which was followed by Vietnam (13.5%) and Thailand (11.4%).

- Compared to 2020, the share of marriages of Vietnamese wives fell by 10.0%p. Whereas, the share of marriages of Chinese wives and Thai wives rose by 2.2%p and 0.7%p, respectively.

< Trends in marriages by nationality of wives >



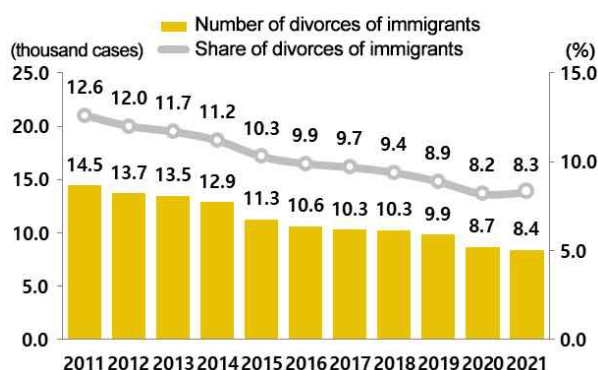
In 2021, the divorces of immigrants totaled 8,424 cases, falling by 3.0% (261 cases) from 2020.

○ The divorces of immigrants occupied 8.3% of the total divorces in 2021, rising by 0.1%p from 2020.

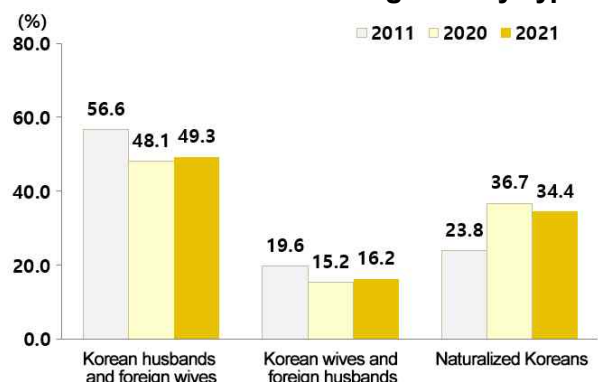
○ As for divorces of immigrants by type, the divorces of 'Korean husbands and foreign wives' occupied the largest share (49.3%) of the total divorces of immigrants. This figure was followed by 'naturalized Koreans' (34.4%) and 'Korean wives and foreign husbands' (16.2%).

- Compared to 2020, the share of divorces of 'Korean husbands and foreign wives' and 'Korean wives and foreign husbands' rose by 1.2%p and 1.0%p, respectively. Whereas, the share of divorces of 'naturalized Koreans' fell by 2.3%p.

< Trends in divorces of immigrants >

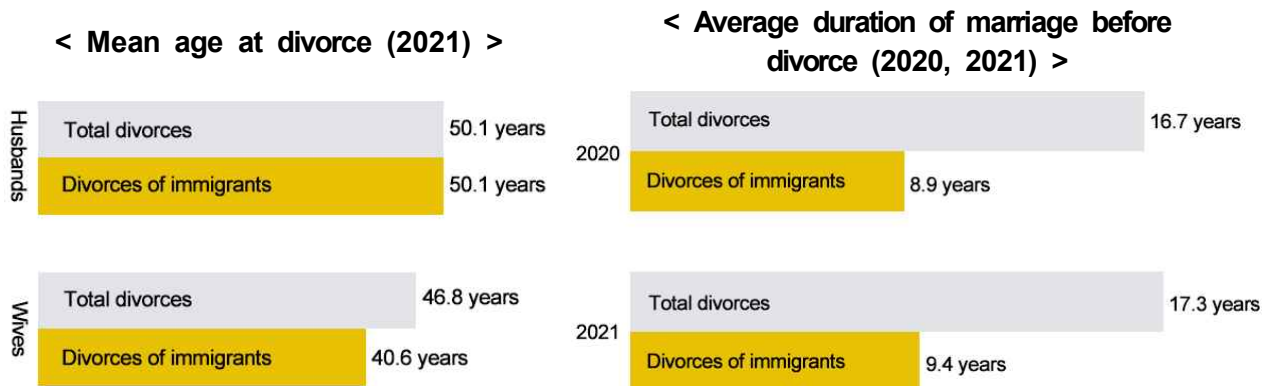


< Share of divorces of immigrants by type >

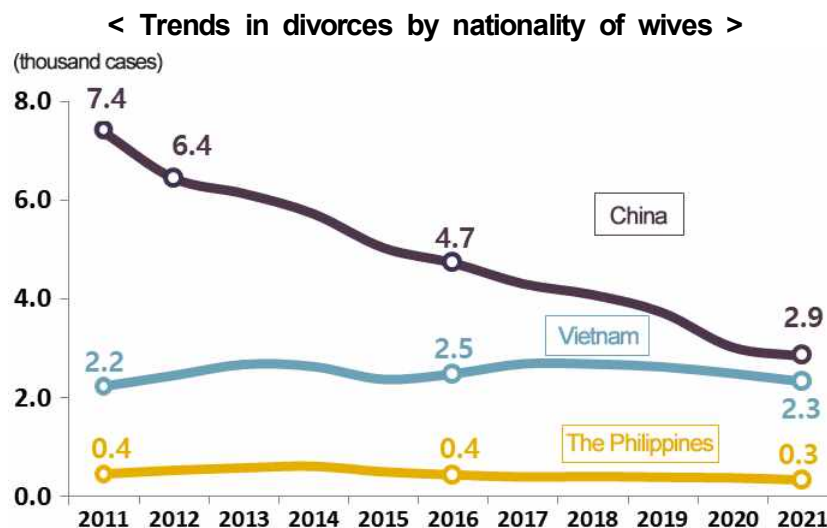


○ The mean age of husbands at divorce was 50.1 years in 2021, rising by 0.2 year from 2020. The mean age of wives at divorce was 40.6 years in 2021, rising by 0.5 year from 2020.

- As for the divorces of immigrants, the average duration of marriage before divorce recorded 9.4 years in 2021, increasing by 0.5 year compared to 2020.



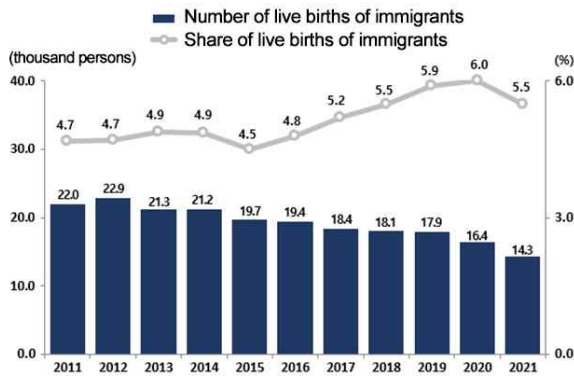
- As for the divorces of foreign or naturalized wives by nationality, China occupied the largest share at 33.9%, which was followed by Vietnam (27.5%) and the Philippines (3.8%).
- Compared to 2020, the share of divorces of Chinese and Vietnamese wives fell by 1.1%p and 1.1%p, respectively. The share of divorces of Filipino wives dropped by 0.4%p.



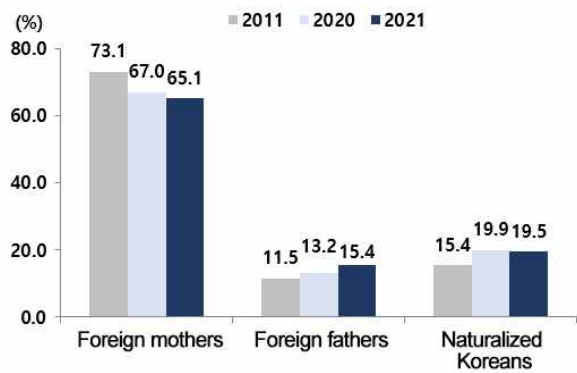
In 2021, the live births of immigrants totaled 14,322 persons, falling by 12.8% (2,099 persons) from 2020.

- The live births of immigrants occupied 5.5% of the total live births in 2021, down 0.5%p from 2020.
- The live births of 'Korean fathers and foreign mothers' occupied the largest share at 65.1% of the total live births of immigrants. This share was followed by 'naturalized Koreans' (19.5%) and 'Korean mothers and foreign fathers' (15.4%).
- Compared to 2020, the share of live births of 'Korean fathers and foreign mothers' and 'naturalized Koreans' dropped by 1.9%p and 0.4%p, respectively. Whereas, the share of live births of 'Korean mothers and foreign fathers' grew by 2.2%p.

< Trends in live births of immigrants >

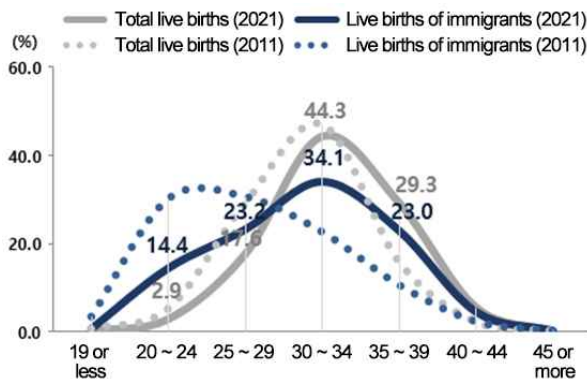


< Share of live births of immigrants by type >



- The live births of immigrant mothers aged 30 ~ 34 occupied the largest share at 34.1%. This figure was followed by immigrant mothers aged 25 ~ 29 (23.2%) and immigrant mothers aged 35 ~ 39 (23.0%).
- The mean age of immigrant mothers at birth marked 31.4 years in 2021, rising by 0.7 year from 2020.

< Share of live births by age of immigrant mothers (2011, 2021) >

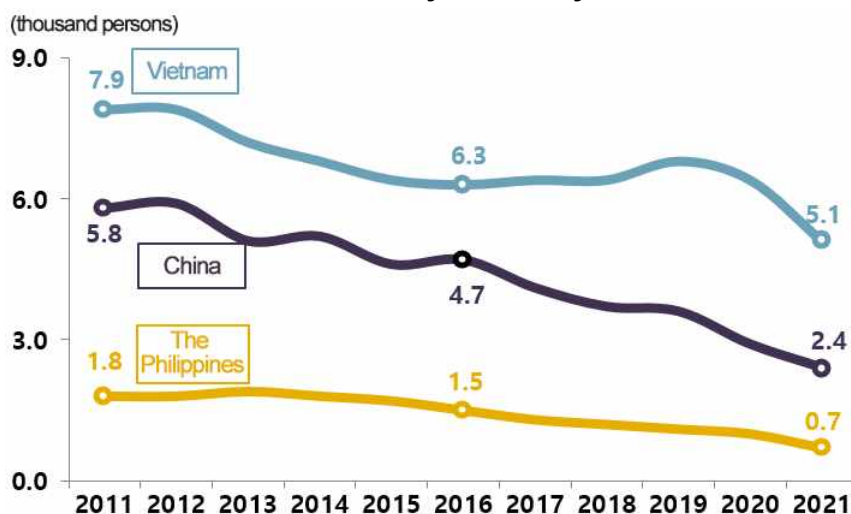


< Mean age of immigrant mothers at birth (2020, 2021) >



- As for the live births of foreign mothers and naturalized Koreans by nationality, Vietnam occupied the highest share at 35.7%, which was followed by China (16.8%) and the Philippines (5.2%).
- Compared to 2020, the share of live births of Vietnamese, Chinese and Filipino mothers fell by 3.1%p, 0.9%p and 0.8%p, respectively.

< Trends in live births by nationality of mothers >



1. Purpose

- Marriage, divorce, birth and death statistics of immigrants are produced to be used as basic data when making and evaluating policies for the integration of the immigrant communities and the support for immigrant families.

2. Legal basis

- Designated statistics approved pursuant to Paragraph 4 (Vital Statistics) of Article 24-2 and Paragraph 1 of Article 17 of the Statistics Act (Approval No. 101003, Vital Statistics)

3. Basic data

- When producing vital statistics of immigrants, reports that are submitted to administrative district offices of Eup (Myeon & Dong) or Si (Gu) pursuant to the Statistics Act and the Act on Registration of Family Relations, and data of registration of family relations of the Supreme Court of Korea are used as basic data.

4. Scope

- Marriage, divorce, birth, and death events of individuals of immigrant families that include those who acquire Korean nationality through naturalization or recognition, and foreign nationals.
 - The concept of an immigrant family follows Article 2 of the Multicultural Families Support Act.
 - The coverage of a family follows that of registration of family relations of the Supreme Court of Korea. Therefore, immigrants by marriage, blood-related family members and one-person immigrant families are included for statistical production.
- However, due to the incompleteness of data under the current system, foreign individuals or families made up of only foreign nationals are excluded from the statistical production of vital statistics.

* Death events cover ① those who acquire Korean nationality through naturalization or recognition ② foreign nationals with a Korean spouse and ③ birth-based Koreans with a family member (parent, spouse or child) who acquires Korean nationality through naturalization or recognition, or with foreign nationality.

< Scope of vital statistics of immigrants >

		Husbands and fathers		
		Birth-based Koreans	Naturalized persons	Foreigners
Wives and mothers	Birth-based Koreans	<i>Excluded from vital statistics of immigrants</i>	Scope of vital statistics of immigrants	
	Naturalized persons	Scope of vital statistics of immigrants		
	Foreigners			<i>Excluded from vital statistics</i>