

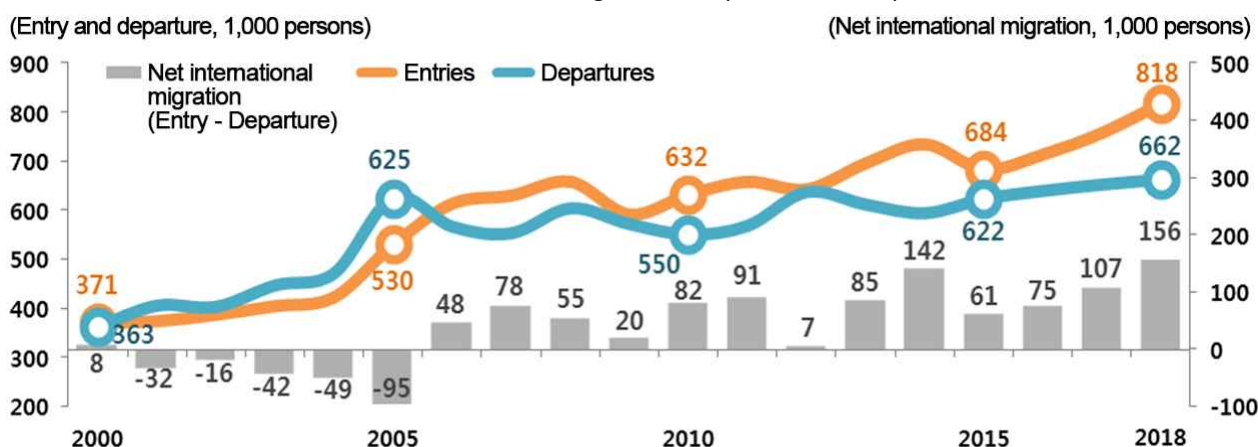


International Migration Statistics in 2018

Net international migration (Entry - Departure) totaled 156 thousand persons in 2018, which recorded the highest figure after 2000.

- The number of international migrants (more than 91 days of stay, Entries + Departures) was 1.48 million persons in 2018, which recorded the highest figure after 2000. This figure increased by 71 thousand persons (5.0%) from 2017.
- Entries totaled 818 thousand persons, which recorded the highest figure after 2000. This figure rose by 60 thousand persons (7.9%) from 2017.
- Departures totaled 662 thousand persons, which marked the highest figure after 2000. This figure grew by 11 thousand persons (1.6%) from 2017.

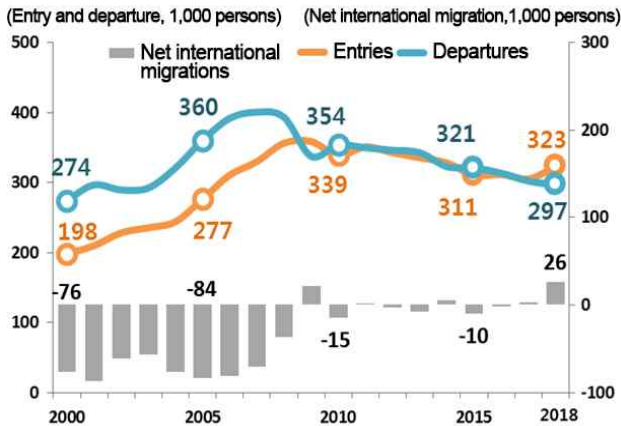
< International migrations (2000~2018) >



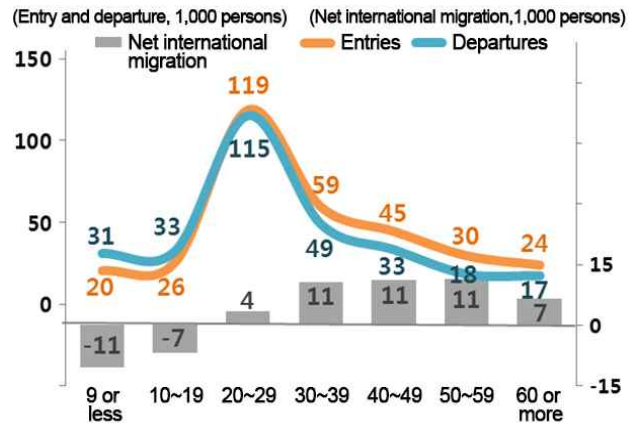
The entries of Koreans and non-Koreans increased by 5.7% and 9.4%, respectively. In particular, the entries of Koreans and non-Koreans aged 20 ~ 29 showed the highest increase (21 thousand persons, 7.7%).

- Compared to 2017, the entries of Koreans rose by 17 thousand persons (5.7%), while their departures dropped by 6 thousand persons (-1.9%).
- Koreans showed positive net international migration of 26 thousand persons in 2018, which grew by 23 thousand persons from 2017.
- Koreans aged 19 or less showed negative net international migration. Meanwhile, Koreans aged 20 or more showed positive net international migration.

< Entries and departures of Koreans (2000~2018) >

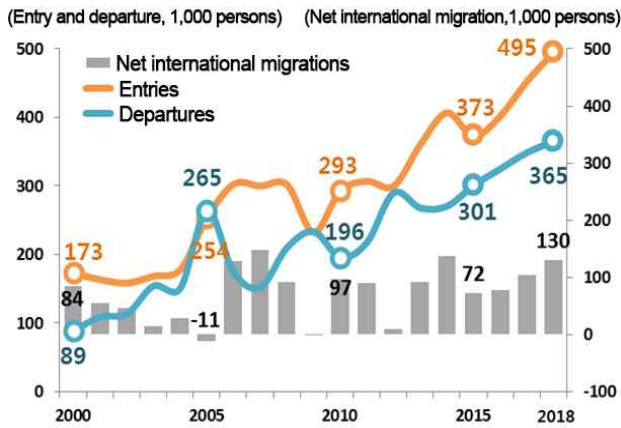


< International migrations of Koreans by age group (2018) >

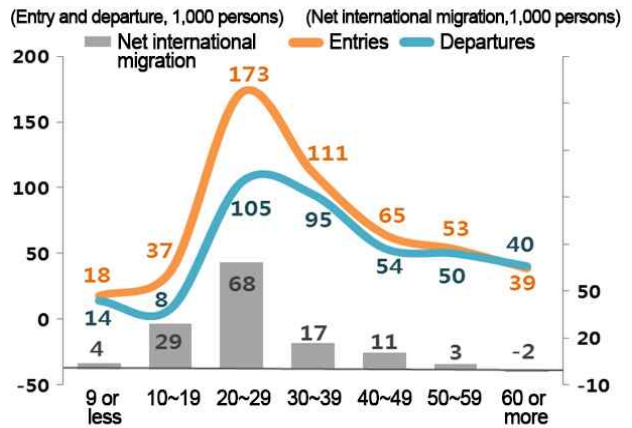


- Compared to 2017, the entries and departures of non-Koreans increased by 42 thousand persons (9.4%) and 16 thousand persons (4.7%), respectively.
- Non-Koreans showed positive net international migration of 130 thousand persons in 2018, which grew by 26 thousand persons from 2017.
- Non-Koreans showed positive net international migration in the age groups aged 59 or less. In particular, Non-Koreans aged 20 ~ 29 recorded the highest positive net international migration of 68 thousand persons.

< Entries and departures of non-Koreans (2000~2018) >



< International migrations of non-Koreans by age group (2018) >

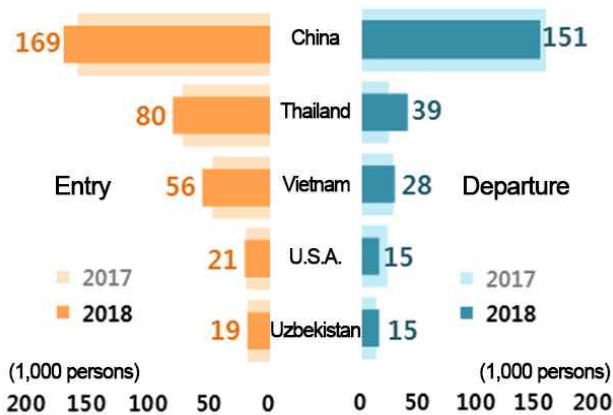


The entries from China, Thailand and Vietnam occupied 61.7% of the total non-Korean entries.

- Compared to 2017, the entries of non-Koreans from China, Thailand and Vietnam marked an increase. Whereas, the entries of non-Koreans from Mongolia and Cambodia marked a decrease.

- As for status of sojourn of non-Korean entries, 'Short-term stay' (39.5%) took up the largest share, which was followed by 'Employment' (25.4%), 'Study and general trainees' (13.9%) and 'Overseas Koreans' (11.1%).
- Compared to 2017, the entries of non-Koreans showed an increase in all status of stay. 'Short-term stay' recorded the highest figure of 21 thousand persons (11.9%), which was followed by 'Study and general trainees' (11 thousand persons, 18.6%) and 'Employment' (5 thousand persons, 4.0%).
- Among 'Short-term stay', 'Visa waivers' and 'Tour and transit' rose by 11 thousand persons (12.7%) and 9 thousand persons (36.7%), respectively.
- Entries of 'Study' and 'General trainees' rose by 7 thousand persons (25.8%) and 4 thousand persons (11.8%), respectively.

< Entries and departures of non-Koreans by nationality (2017, 2018) >



< Entries of non-Koreans by status of sojourn (2000~2018) >

