

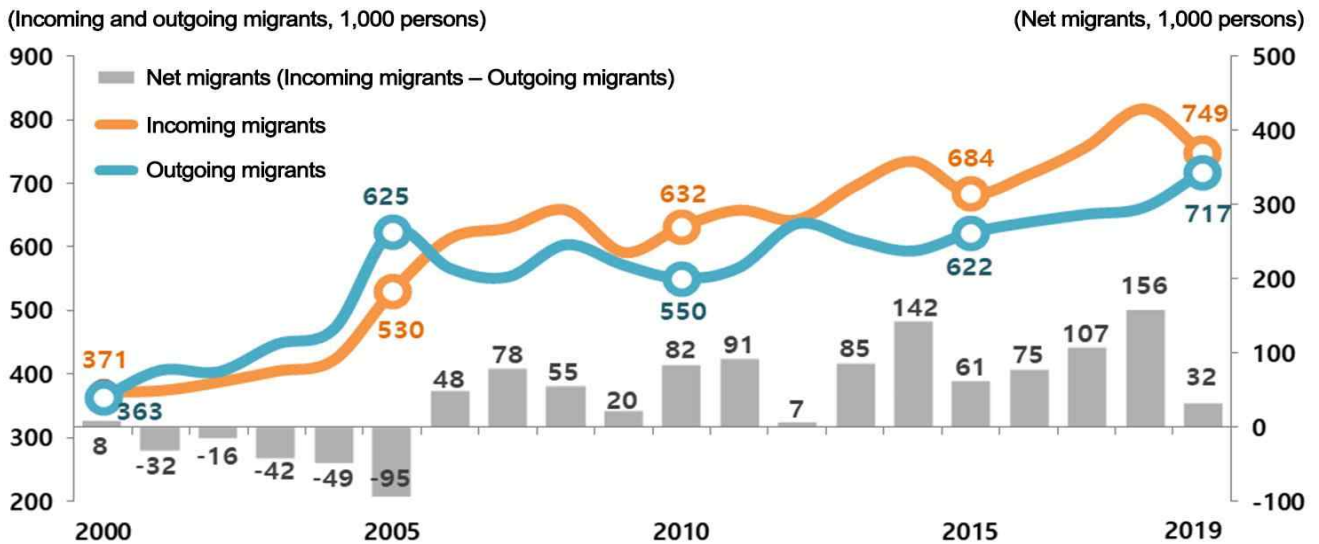


International Migration Statistics in 2019

In 2019, international migration recorded a positive net migration (Incoming migrants – Outgoing migrants) of 32 thousand persons. This figure declined by 124 thousand persons from 2018.

- The number of international migrants (more than 91 days of stay, Incoming migrants + Outgoing migrants) was 1.467 million persons in 2019, which decreased by 13 thousand persons (-0.9%) from 2018.
- Incoming migrants totaled 749 thousand persons, which fell by 69 thousand persons (-8.4%) from 2018.
- Outgoing migrants totaled 717 thousand persons, which grew by 55 thousand persons (8.4%) from 2018.

< International migration (2000~2019) >

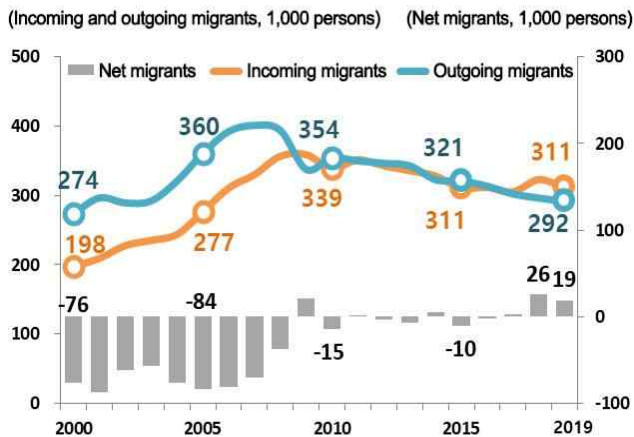


Both incoming migration and outgoing migration of Koreans recorded a year-on-year decrease. Incoming migration of foreigners dropped by 11.5%, while their outgoing migration rose by 16.6%.

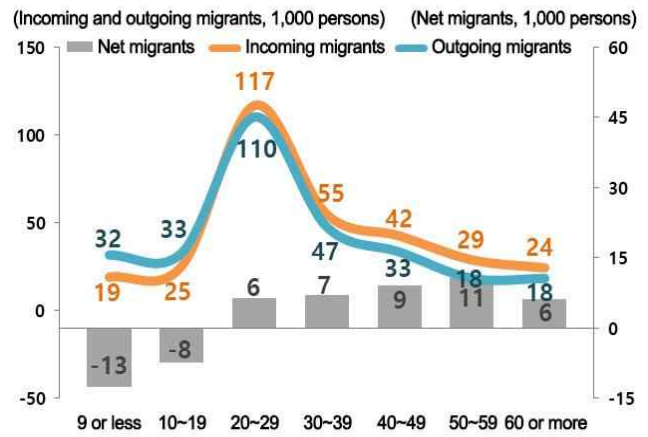
- Compared to 2018, the entries and the departures of Koreans declined by 12 thousand persons (-3.7%) and 5 thousand persons (-1.7%), respectively.
- Koreans recorded a positive net migration of 19 thousand persons in 2019, which fell by 7 thousand persons from 2018.

- As for the net migration of Koreans by age group, Koreans aged 19 or less showed a negative net migration. Meanwhile, Koreans aged 20 or more showed a positive net migration.

< Incoming and outgoing migration of Koreans (2000~2019) >



< International migration of Koreans by age group (2019) >

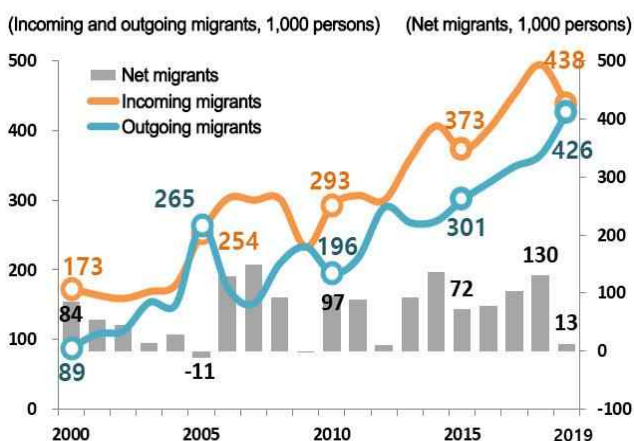


○ Compared to 2018, incoming migration of foreigners decreased by 57 thousand persons (-11.5%), while their outgoing migration increased by 60 thousand persons (16.6%).

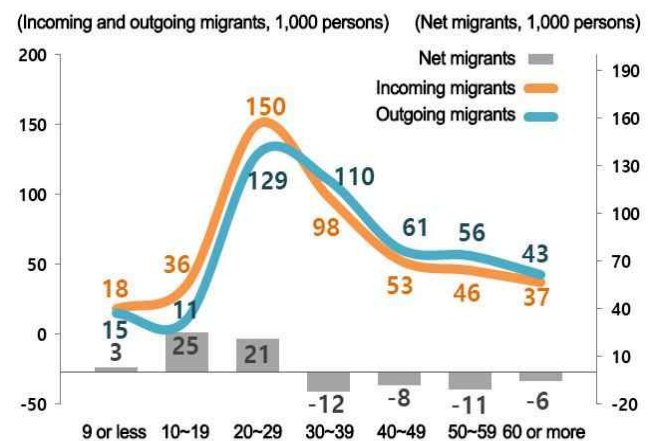
- Foreigners showed a positive net migration of 13 thousand persons in 2019, which dropped by 117 thousand persons from 2018.

- As for the net migration of foreigners by age group, foreigners aged 29 or less showed a positive net migration. Meanwhile, foreigners aged 30 or more showed a negative net migration.

< Incoming and outgoing migration of foreigners (2000~2019) >



< International migration of foreigners by age group (2019) >



Compared to 2018, Thai nationals showed a year-on-year decrease in positive net migration. Chinese nationals changed a positive net migration into a negative net migration.

○ Compared to 2018, incoming migration of Chinese and Thai nationals showed a decrease. Whereas, incoming migration of Uzbekistan and Vietnamese nationals marked an increase.

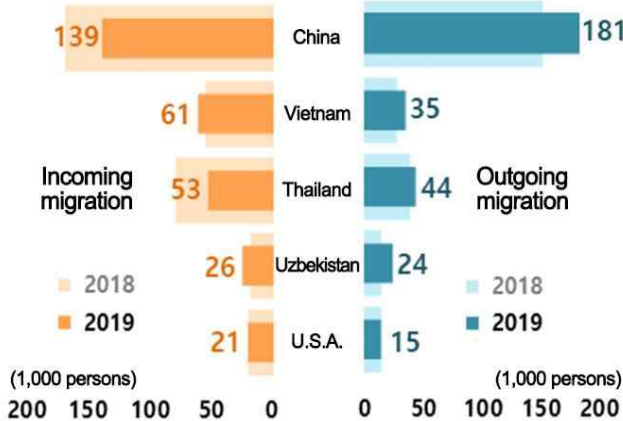
○ As for the status of sojourn of foreigner incoming migration, 'Short-term stay*' (34.5%) took up the largest share, which was followed by 'Employment' (26%) and 'Study and general trainees' (14.9%). Compared to 2018, 'Short-term stay' and 'Employment' declined by 44 thousand persons (-22.7%) and 12 thousand persons (-9.5%), respectively.

* Short-term stay includes Visa Waiver (B-1), Sightseeing Pass (B-2) and Short-term Visitors (C-3).

○ Compared to 2018, Chinese nationals recorded the highest increase in the departures, which was followed by Uzbekistan, Vietnamese and Thai nationals.

○ Vietnamese nationals recorded the highest positive net migration, which was followed by Thailand and the United States. Thailand marked a year-on-year drop in positive net migration. China changed a positive net migration (19 thousand persons) into a negative net migration (-43 thousand persons).

< Incoming and outgoing migration of foreigners by nationality (2018, 2019) >



< Incoming migration of foreigners by status of sojourn (2000~2019) >

