

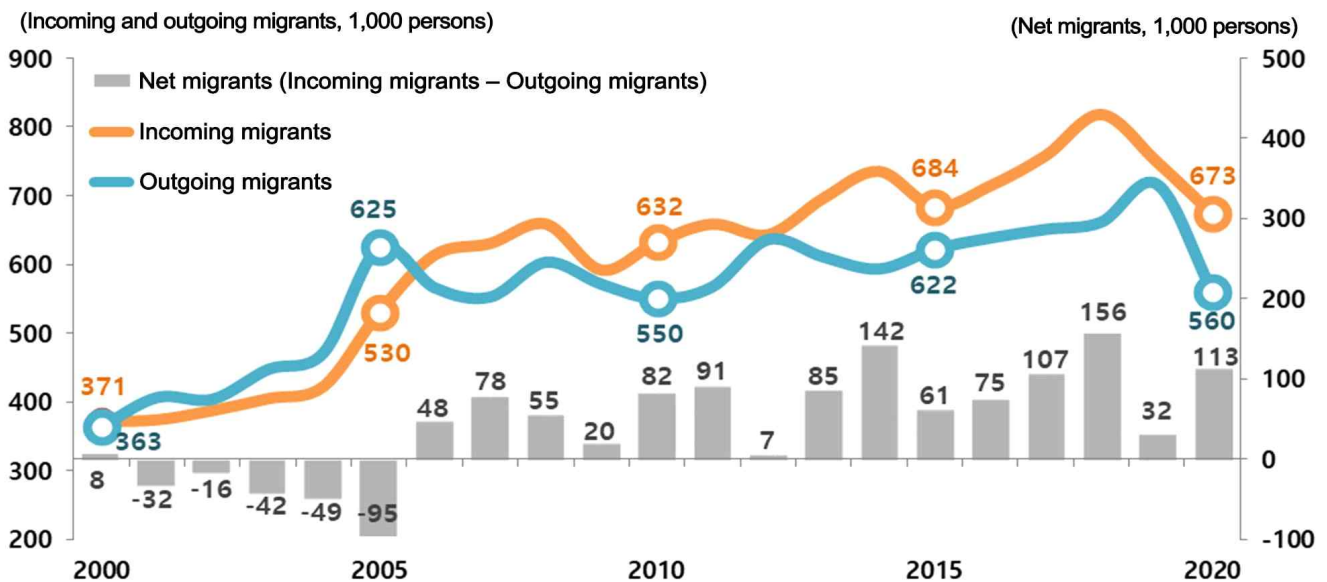


International Migration Statistics in 2020

In 2020, South Korea recorded a positive net migration (Incoming migrants - Outgoing migrants) of 113 thousand persons. This figure rose by 81 thousand persons from 2019.

- The number of international migrants (referring to those who stay more than 91 days, Incoming migrants + Outgoing migrants) was 1.234 million persons in 2020, which fell by 233 thousand persons (-15.9%) from 2019.
- Incoming migrants totaled 673 thousand persons in 2020, which dropped by 76 thousand persons (-10.1%) from 2019.
- Outgoing migrants totaled 560 thousand persons in 2020, which declined by 157 thousand persons (-21.9%) from 2019.

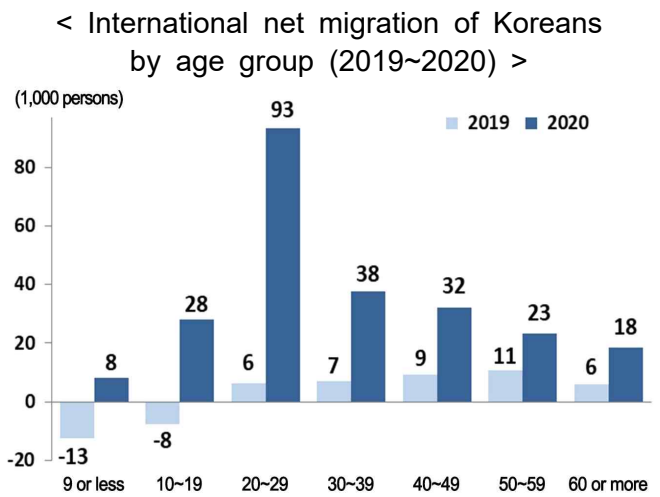
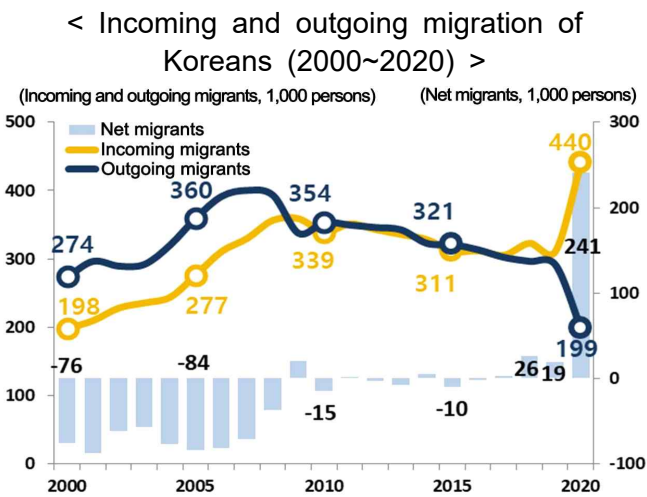
< International migration (2000~2020) >



Compared to 2019, the positive net migration of Koreans increased by 222 thousand persons owing to the rise in incoming migration of Koreans (461.5%) and the drop in outgoing migration of Koreans (-31.9%).

- Compared to 2019, the incoming migration of Koreans rose by 129 thousand persons (41.5%). Whereas, the outgoing migration of Koreans dropped by 93 thousand persons (-31.9%).
- Koreans recorded a positive net migration of 241 thousand persons in 2020, which grew by 222 thousand persons from 2019.

- As for the net migration of Koreans by age group, Koreans showed a positive net migration in all age groups. Koreans aged 19 or less changed from a continuously negative net migration during the 2000-2019 period to a positive net migration in 2020.

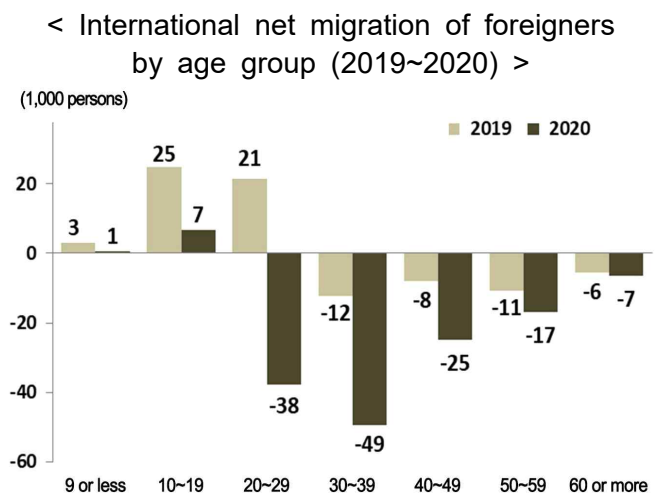
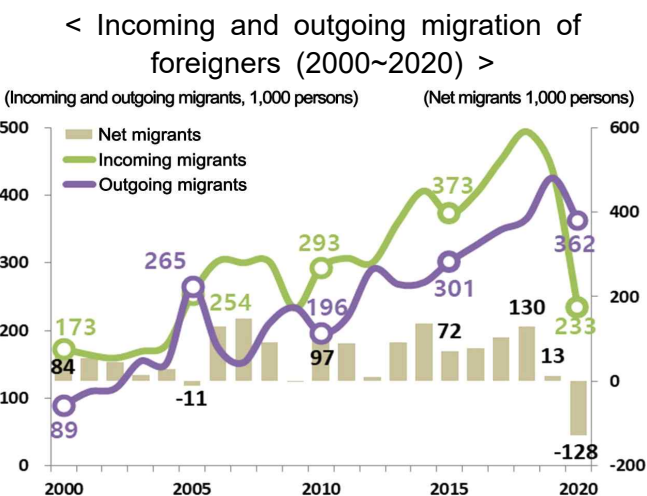


The incoming and outgoing migration of foreigners fell by 46.8% and 15.0%, respectively, from 2019. Foreigners changed from a continuously positive net migration during the 2010-2019 period to a negative net migration in 2020.

○ Compared to 2019, the incoming and outgoing migration of foreigners decreased by 205 thousand persons (-46.8%) and 64 thousand persons (-15.0%), respectively.

- Foreigners showed a negative net migration of 128 thousand persons in 2020. This figure changed from a continuously positive net migration during the 2010-2019 period to a negative net migration in 2020.

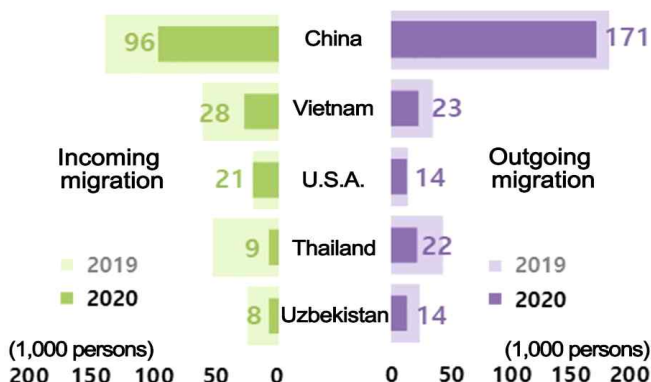
- As for the net migration of foreigners by age group, foreigners showed a negative net migration in the groups aged 20 or more. In particular, foreigners aged 20~29 changed from a positive net migration during the 2000-2019 period to a negative net migration in 2020 for the first time.



Compared to 2019, the negative net migration of Chinese nationals recorded a rise. Thai nationals changed from a positive net migration into a negative net migration.

- The incoming migration of Chinese (96 thousand persons), Vietnamese (28 thousand persons) and American nationals (21 thousand persons) occupied 62.4% of the total incoming migration of foreigners. Compared to 2019, the incoming migration of Thai nationals showed the highest decrease, which was followed by Chinese and Vietnamese nationals.
- The outgoing migration of Chinese (171 thousand persons), Vietnamese (23 thousand persons) and Thai nationals (22 thousand persons) occupied 59.6% of the total outgoing migration of foreigners. Compared to 2019, the outgoing migration of Thai nationals showed the highest decrease, which was followed by Vietnamese and Chinese nationals.
- Chinese nationals showed the highest negative net migration, which was followed by Thai and Uzbekistan nationals. Compared to 2019, Chinese nationals recorded an increase in negative net migration (32 thousand persons). Thai nationals changed from a positive net migration (10 thousand persons) into a negative net migration (-13 thousand persons).
- As for the incoming migration of foreigners by status of sojourn, 'Short-term stay' took up the largest share at 24.9%, which was followed by 'Employment' (22.4%) and 'Study and general trainees' (19.2%). Compared to 2019, 'Short-term stay' and 'Employment' declined by 93 thousand persons (-61.6%) and 62 thousand persons (-54.3%), respectively.

< Incoming and outgoing migration of foreigners by nationality (2019, 2020) >



< Incoming migration of foreigners by status of sojourn (2000~2020) >

