



Statistics Korea

Press Release

다시, 대한민국!
새로운 국민의 나라

Embargo 12:00 P.M., July 13, 2023 Embargo 8:30A.M., July 13, 2023

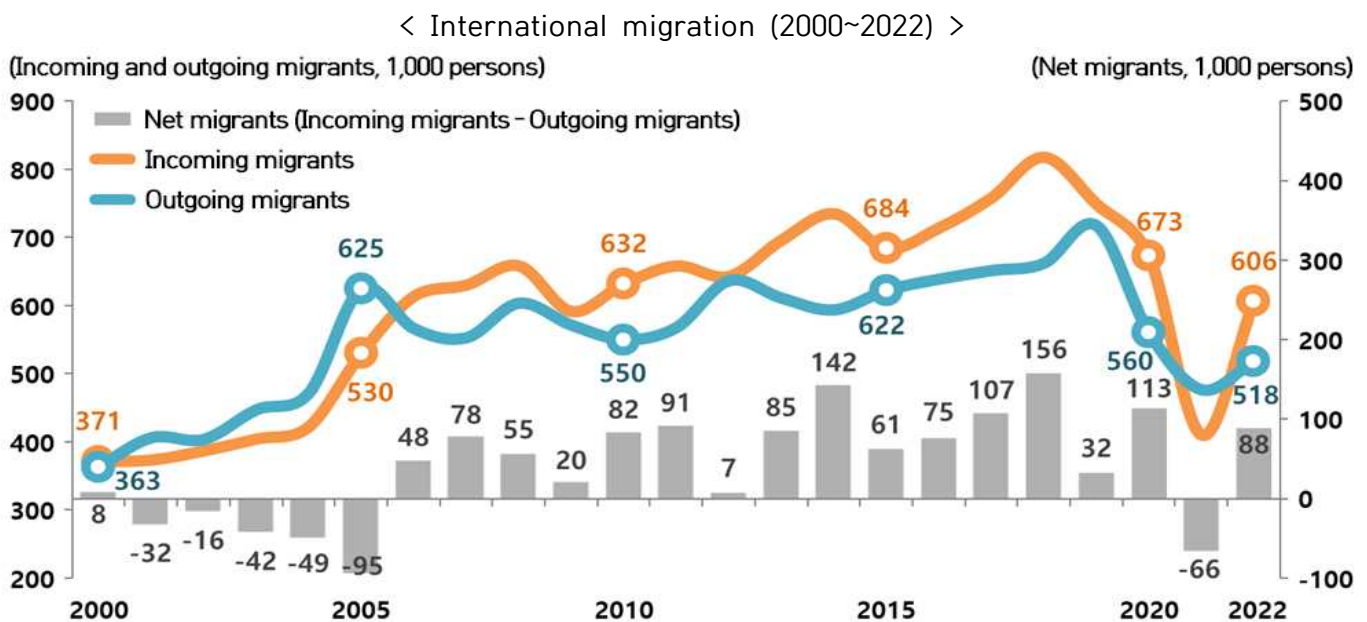
International Migration Statistics in 2022

Contact Division	Social Statistics Bureau Vital Statistics Division	Contact Person	Lim, Young-il	(042-481-2250)
---------------------	---	-------------------	---------------	----------------

International Migration Statistics in 2022

In 2022, South Korea recorded a positive international net migration (Incoming migrants - Outgoing migrants) of 88 thousand persons. The international net migration of South Korea changed from a negative net migration in 2021 to a positive net migration in 2022.

- The number of international migrants (referring to those who stay more than 91 days, Incoming migrants + Outgoing migrants) was 1.124 million in 2022, which rose by 237 thousand persons (26.8%) from 2021.
- Incoming migrants totaled 606 thousand persons in 2022, which grew by 196 thousand persons (47.7%) from 2021.
- Outgoing migrants totaled 518 thousand persons in 2022, which rose by 42 thousand persons (8.7%) from 2021.
- In 2022, South Korea recorded a positive international net migration (Incoming migrants - Outgoing migrants) of 88 thousand persons. The international net migration of South Korea changed from a negative net migration of 66 thousand persons in 2021 to a positive net migration in 2022.

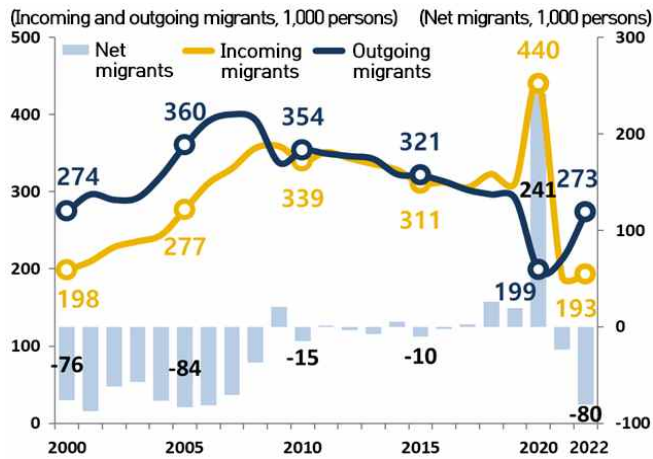


The incoming and outgoing migration of Koreans rose by 1.7% and 28.3%, respectively. Koreans showed a negative international net migration for the past two years.

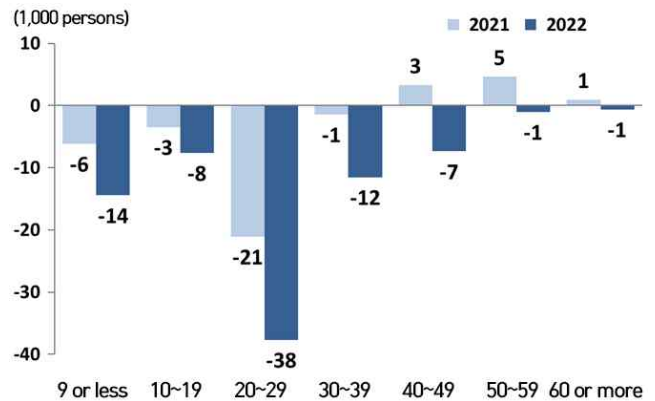
- Compared to 2021, the incoming and outgoing migration of Koreans rose by 3 thousand persons (1.7%) and 60 thousand persons (28.3%), respectively.
- Koreans recorded a negative net migration of 80 thousand persons in 2022, which grew by 57 thousand persons from 2021.

- As for the net migration by age group, Koreans showed a negative net migration in all age groups. In particular, Koreans aged 20~29 showed the highest negative net migration of 38 thousand persons.

< Incoming and outgoing migration of Koreans (2000~2022) >



< International net migration of Koreans by age group (2021~2022) >



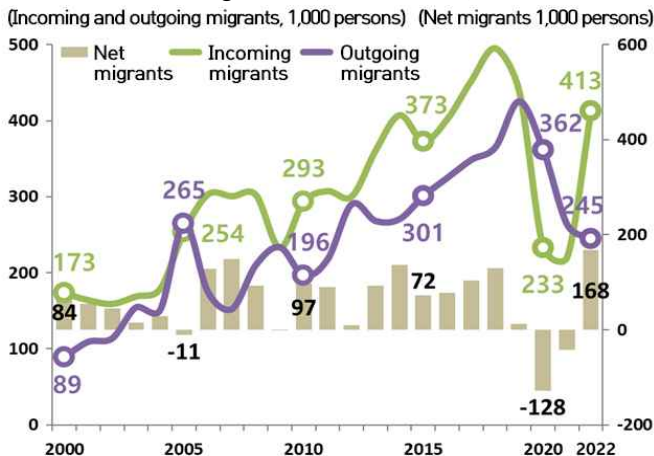
Compared to 2021, the incoming migration of foreigners grew by 87.2%. Whereas, the outgoing migration of foreigners fell by 7.1%. The international net migration of foreigners changed from a negative net migration in 2021 to a positive net migration in 2022.

○ Compared to 2021, the incoming migration of foreigners rose by 192 thousand persons (87.2%). Whereas, the outgoing migration of foreigners fell by 19 thousand persons (-7.1%).

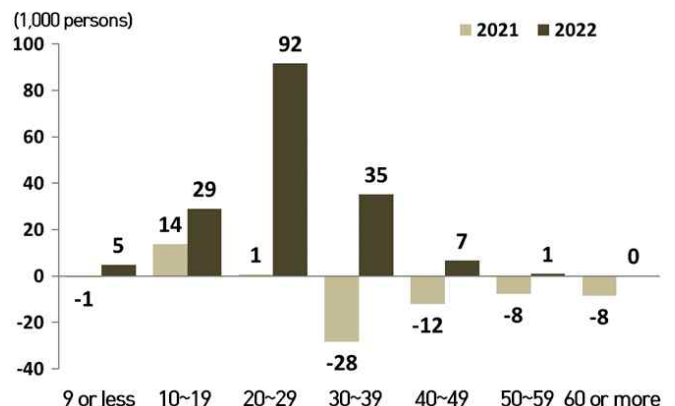
- Foreigners showed a positive net migration of 168 thousand persons in 2022. The international net migration of foreigners changed from a negative net migration (-43 thousand persons) in 2021 into a positive net migration.

- As for the net migration by age group, foreigners showed a positive net migration in all age groups. In particular, foreigners aged 20~29 showed the highest positive net migration of 92 thousand persons.

< Incoming and outgoing migration of foreigners (2000~2022) >



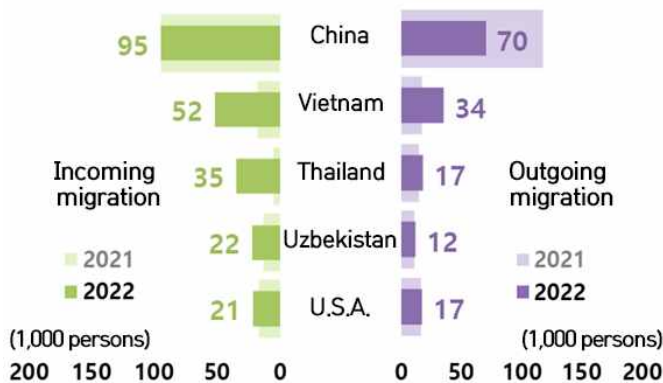
< International net migration of foreigners by age group (2021~2022) >



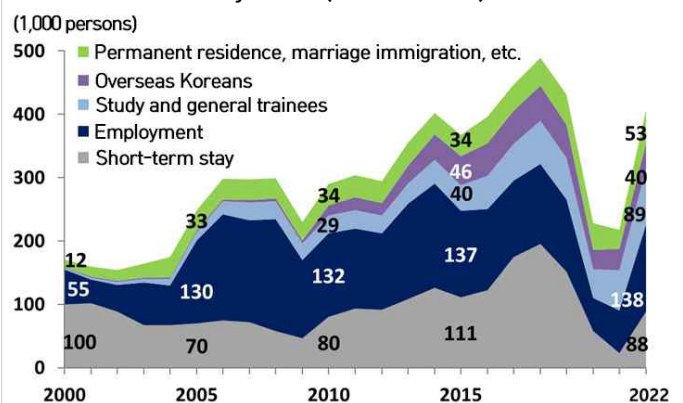
The incoming migration of Chinese, Vietnamese and Thai nationals occupied 43.9% of the total incoming migration of foreigners.

- The incoming migration of Chinese (95 thousand persons), Vietnamese (52 thousand persons) and Thai nationals (35 thousand persons) occupied 43.9% of the total incoming migration of foreigners. Compared to 2021, the incoming migration of Vietnamese nationals showed the highest increase, which was followed by Thai nationals and Nepal nationals.
- The outgoing migration of Chinese (70 thousand persons), Vietnamese (34 thousand persons) and Thai nationals (17 thousand persons) occupied 49.7% of the total outgoing migration of foreigners. Compared to 2021, the outgoing migration of Chinese nationals showed the highest decrease, which was followed by Mongolian nationals and Russian nationals.
- As for the incoming migration of foreigners by status of sojourn, 'Employment' took up the largest share at 33.4%, which was followed by 'Study and general trainees' (21.5%), 'Short-term stay' (21.4%) and 'Permanent residence, marriage immigration, etc.' (12.7%).
- Compared to 2021, 'Employment' showed the highest increase of 71 thousand persons (105.5%), which was followed by 'Short-term stay' (65 thousand persons, 279.3%) and 'Study and general trainees' (25 thousand persons, 39.7%).

< Incoming and outgoing migration of foreigners by nationality (2021, 2022) >



< Incoming migration of foreigners by status of sojourn (2000~2022) >



1. Purpose

- International migration statistics are produced to provide basic data for the compilation of the current population and population projections, and international migration-related policy making by identifying the size and flow of international migration, and the characteristics of migrants, which are components of population variations.

2. History

- 1998: Carried out researches on the methods of producing migration statistics of Koreans and foreigners who have migrated for the purpose of residence by considering their duration of stay, according to 『Recommendations on Statistics of International Migration (1998)』
- 2000: Produced International Migration Statistics for migrants whose duration of stay is longer than 90 days by using data from immigration inspection and immigration forms
 - * A 90-day period of stay, which is a benchmark of international migration, was decided under the article of the Immigration Act by the Ministry of Justice in relation of the registration of foreigners who want to stay for 91 days or more in Korea, the timeliness of statistics <* Data can be published 2 years after the survey reference period when following the UN standards of migrants who stay more than 1 year.> and statistical practices of Japan, Germany, and some Eastern European countries.
- 2005: Discontinued the items including the characteristics of arrival of Koreans and departure of foreigners upon the abolition of arrival card to be filled out by Koreans and departure card to be filled out by foreigners (Nov.)
- 2006: Discontinued the items including the purpose and destination of departure, and occupation upon the abolition of departure card to be filled out by Koreans (Aug.). Statistics are produced by using arrival and departure data generated through the automatic passport reading system.
- 2010: Revised time-series data from 2000 at a time by improving matching keys and compilation methodology of international migration
- 2013: Changed publication frequency (annual → monthly)

3. Source: Data of Korean Immigration Service, the Ministry of Justice

4. Methodology: Compile data of international migrants who stay more than 91 days on the basis of immigration records of Koreans and foreigners

5. Legal basis: General statistics (Approval No. 101064) according to Article 18 of the Statistics Act

6. Statistical terms

○ Foreigner

- Foreigners are defined as any person who is not a national of the Republic of Korea under subparagraph 2 of Article 2 of the Immigration Act. Foreigners can stay in Korea within their status of sojourn and duration of stay.

○ International migration

- Migrants who leave their origin state to stay for 91 days or more in their destination

○ Immigration

- Migrants who move to Korea to stay for 91 days or more

○ Emigration

- Migrants who move from Korea to stay for 91 days or more

○ Net international migration

- Gap between incoming migrants and outgoing migrants (Net international migration = Incoming migrants - Outgoing migrants)
 - Positive net migration: More incoming migrants than outgoing migrants
 - Negative net migration: More outgoing migrants than incoming migrants