



Population Prospects of the World and South Korea (based on the 2021 Population Projections)

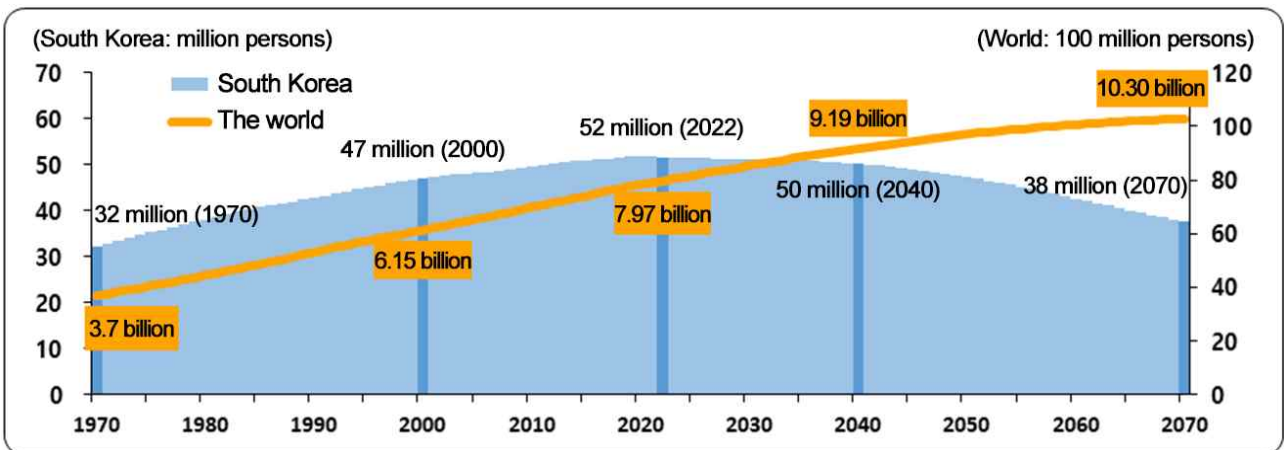
Note

- Statistics Korea prepared this report to examine the population status and future prospects of the world and South Korea.
 - This report includes time series data for 100 years from 1970 and 2070.
 - Population indicators (e.g. population size) refer to July 1st of the year.
- Data sources and coverage
 - (Data sources) This report is based on 「Population Projections」 of Statistics Korea for South Korea and 「World Population Prospects」 of the UN for other countries.
 - * Medium growth scenario
 - 「Population Projections: 2020~2070」disseminated by Statistics Korea in December 2021
 - 「World Population Prospects: The 2022 Revision」disseminated by the UN in July 2022
 - The components of demographic variations (births, deaths and migration) of South Korea are produced on the basis of birth statistics, life tables and international migration statistics of the year that Statistics Korea disseminated.
 - * Long-term international migration covers the entries and departures of Koreans and foreigners who stayed for more than 1 year after leaving their origin state.
 - (Coverage)
 - Population size and population growth rate: 237 countries or areas
 - Population structure and components of demographic variations: 236 countries or areas*
 - * Excluding the Holy See

The population of the world is projected to rise from 7.97 billion in 2022 to 10.3 billion in 2070. The population of South Korea is projected to drop from 52 million in 2022 to 38 million in 2070.

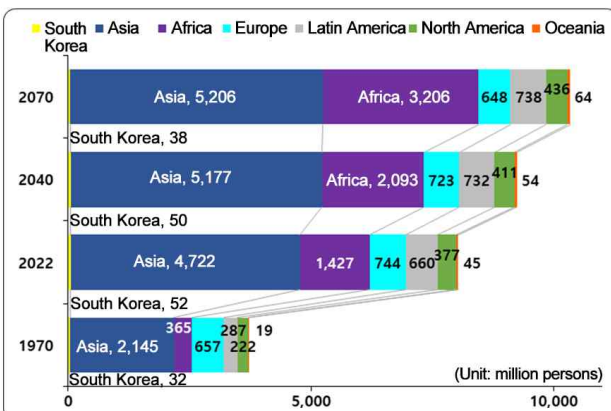
- The population of the world is projected to record 7.97 billion in 2022, rising by 2.2 times from 1970. This figure is projected to increase to 10.3 billion in 2070.
- The population of South Korea is projected to drop from 52 million in 2022 to 38 million in 2070.

[Population trends of the world and South Korea]

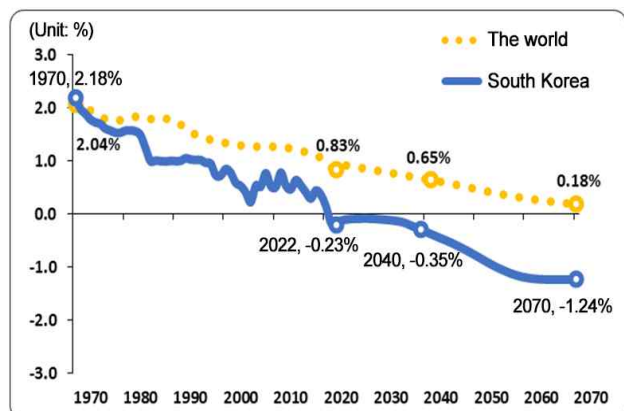


- During the 2022-2070 period, the population of Africa, North America, Asia and Latin America is projected to rise by 2.2 times, 1.2 times, 1.1 times and 1.1 times, respectively. Whereas, the population of Europe is projected to drop by 0.9 times over the same period.
- In 2022, the population growth rate of the world and South Korea is projected to stand at 0.83% and -0.23%, respectively.
- In 2040, the population growth rate of the world and South Korea is projected to stand at 0.65% and -0.35%, respectively. In 2070, the population growth rate of the world and South Korea is projected to stand at 0.18% and -1.24%, respectively.

[Population size by continent]



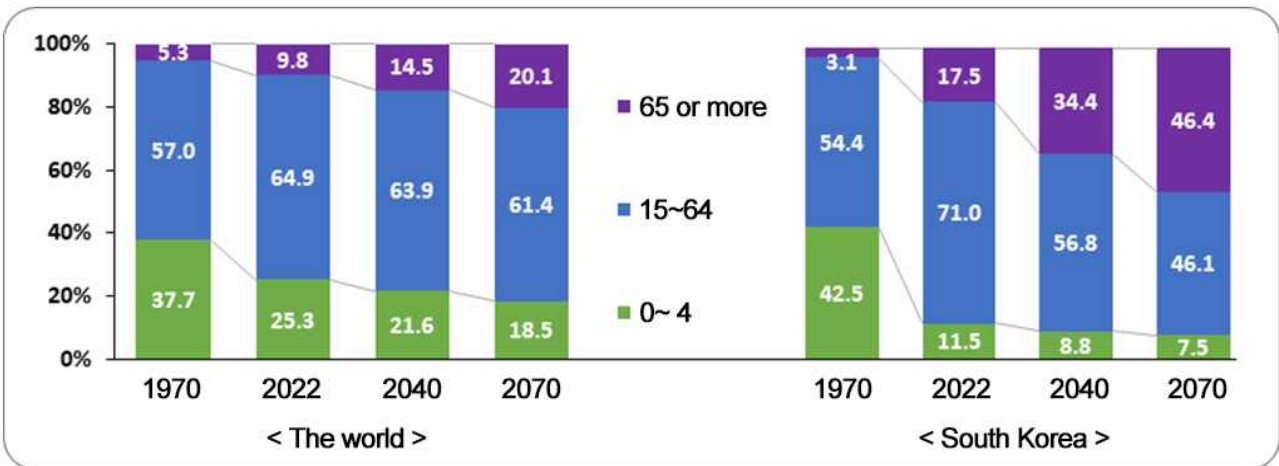
[Population growth rate of the world and South Korea]



The share of people aged 65 or more of the world is projected to rise by 9.8% in 2022 to 20.1% in 2070. The share of people aged 65 or more of South Korea is projected to rise by 17.5% in 2022 to 46.4% in 2070.

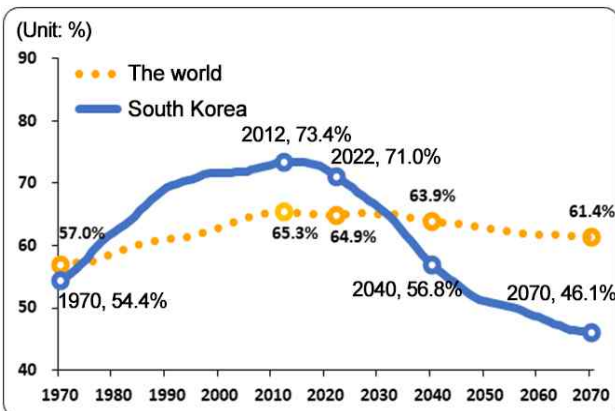
- During the 2022-2070 period, the share of the population aged 0~14¹⁾ of the world and South Korea is projected to decline by 6.7%p and 4.0%p, respectively. The share of the working age population aged 15~64²⁾ of the world and South Korea is projected to drop by 3.6%p and 24.9%p, respectively.
- On the other hand, the share of the aged population³⁾ of the world and South Korea is projected to rise by 10.3%p and 28.9%p, respectively.

[Population structure of the world and South Korea]

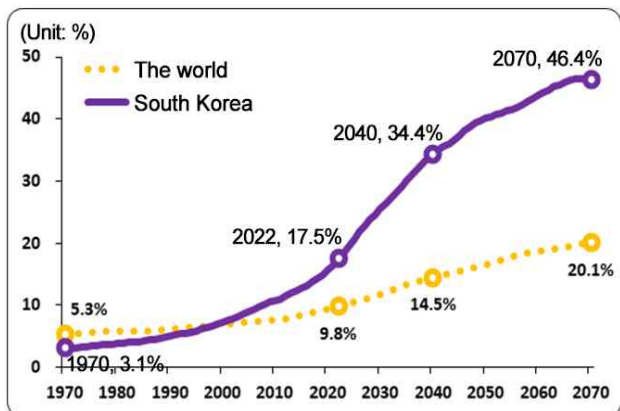


- With a peak of 73.4% in 2012, the share of the working age population of South Korea is projected to decrease from 54.4% in 1970 to 71.0% in 2022, 56.8% in 2040 and 46.1% in 2070.
- The share of the aged population of South Korea is projected to mark 17.5% in 2022, rising by 6 times from 3.1% in 1970. This figure is projected to rise to 46.4% in 2070.

[Share of the working age population of the world and South Korea]



[Share of the aged population of the world and South Korea]



1) 0~14
 2) 15~64
 3) 65 or more

In 2021, the total fertility rate of South Korea stood at 0.81 children per woman, which was 1.51 children lower compared to that of the world (2.32 children per woman). The life expectancy at birth of South Korea recorded 83.5 years in 2020, which was 11.5 years higher compared to that of the world. (72.0 years).

○ **(Total fertility rate)**

In 2021, the total fertility rate of the world stood at 2.32 children per woman, which declined by 2.51 children per woman from 4.83 children per woman in 1970.

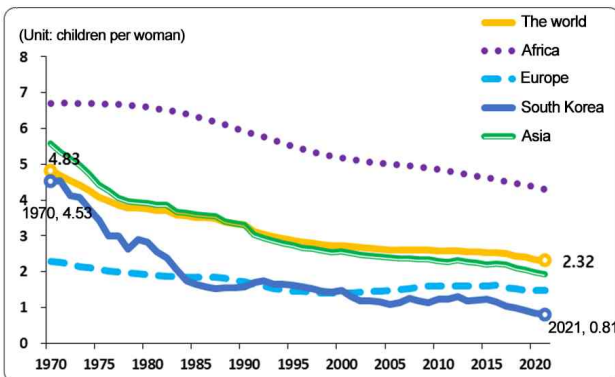
- In 2021, the total fertility rate of South Korea stood at 0.81 children per woman, which declined by 3.72 children per woman from 4.53 children per woman in 1970.

○ **(Life expectancy at birth)**

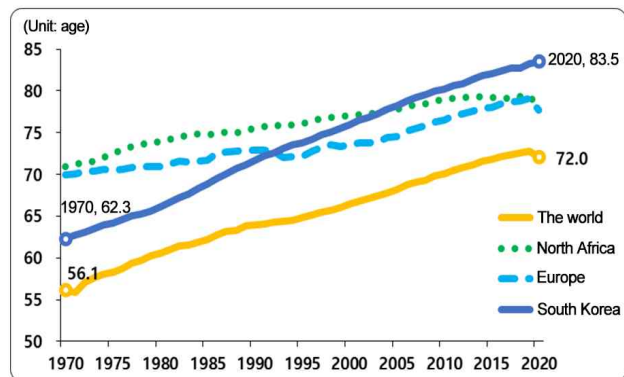
The life expectancy at birth of the world went up by 15.9 years from 56.1 years in 1970 to 72.0 years in 2020.

- The life expectancy at birth of South Korea rose by 21.2 years from 62.3 years in 1970 to 83.5 years in 2020.

[Total fertility rate of the world and South Korea]



[Life expectancy at birth of the world and South Korea]

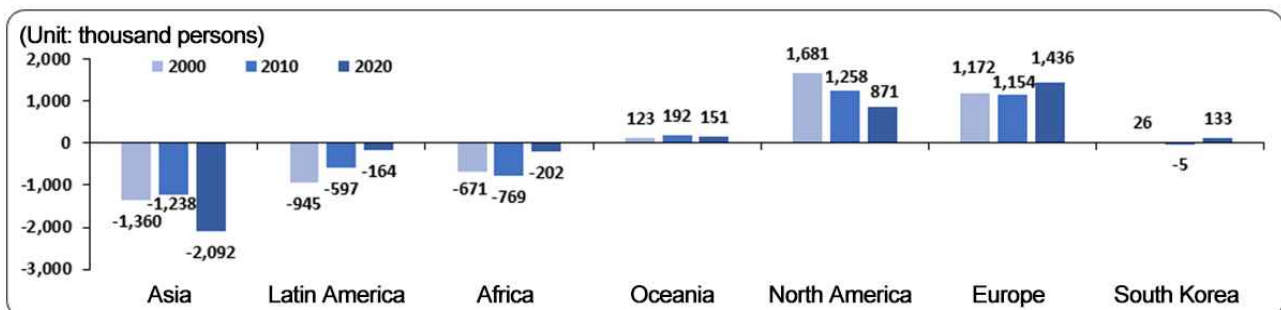


○ **(Net international migration)**

In 2000, 2010 and 2020, Asian, Latin American and African countries are estimated to show a minus international migration. Whereas, North American and European countries are estimated to show a plus international migration.

- In 2000, South Korea marked a plus international migration of 26 thousand persons. In 2010, it marked a minus international migration of 5 thousand persons. In 2020, it marked a plus international migration of 133 thousand persons.

[Net international migration by continent (2000, 2010, 2020)]



The population of South and North Korea is projected to drop from 78 million in 2022 to 61 million in 2070.

○ **(Population size of South and North Korea)**

The population of South and North Korea is projected to fall from 78 million in 2022 to 61 million in 2070.

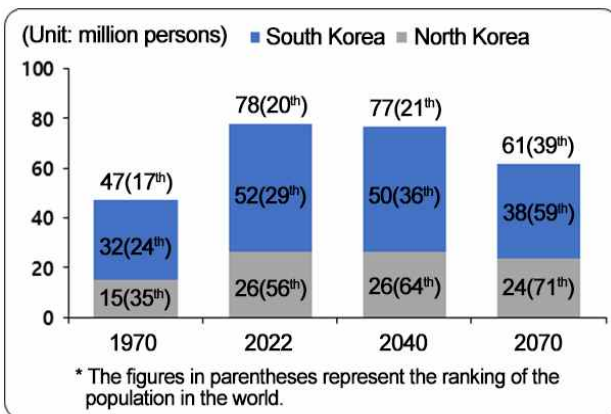
- The population of North Korea is projected to decline from 26 million in 2022 to 24 million in 2070.

○ **(Population structure of South and North Korea)**

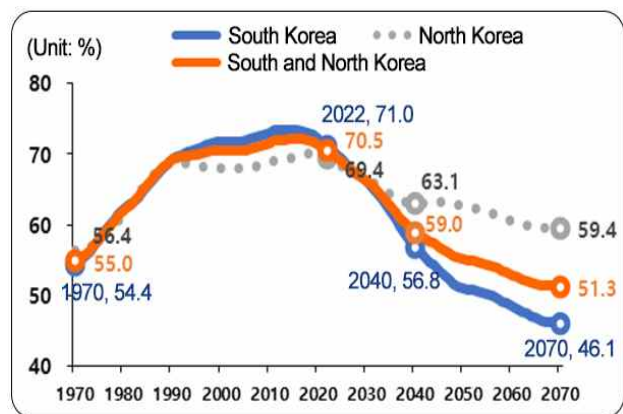
In 2022, the share of the working age population of South and North Korea is projected to stand at 70.5%, which is 0.6%p lower than that of South Korea. On the other hand, in 2070, the share of the working age population of South and North Korea is projected to stand at 51.3%, which is 5.2%p higher than that of South Korea.

- In 2022, the share of the aged population of South and North Korea is projected to stand at 15.5%, which is 1.9%p lower than that of South Korea. In 2070, the share of the aged population of South and North Korea is projected to stand at 38.5%, which is 7.9%p lower than that of South Korea.

[Population of South and North Korea]



[Working age population of South and North Korea]



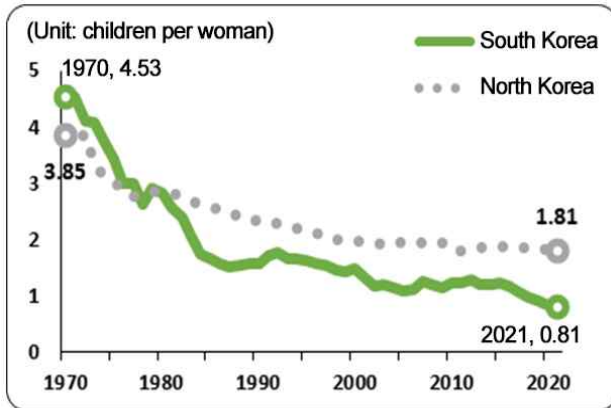
○ **(Total fertility rate)**

In 1970, the total fertility rate of North Korea stood at 3.85 children per woman, which was 0.68 children per woman lower than that of South Korea. In the meantime, in 2021, the total fertility rate of North Korea stood at 1.81 children per woman, which was 1.00 child per woman higher than that of South Korea (0.81 children per woman).

○ **(Life expectancy at birth)**

In 1970, the life expectancy at birth of North Korea stood at 60.6 years, which was 1.7 years lower than that of South Korea. In 2020, the life expectancy at birth of North Korea stood at 73.3 years, which was 10.2 years lower than that of South Korea (83.5 years).

[Total fertility rate of South and North Korea]



[Life expectancy at birth of South and North Korea]

