



Vital Statistics April 2022

- ☐ The number of live births was 21,124 persons in April, decreasing by 7.0% year-on-year.
- ☐ The number of deaths was 36,697 persons in April, rising by 46.3% year-on-year.
- ☐ The number of marriages was 15,795 cases in April, falling by 0.4% year-on-year.
- ☐ The number of divorces was 7,198 cases in April, dropping by 20.4% year-on-year.
- ☐ The natural increase (Live births - Deaths) marked a negative figure of -15,573 persons.

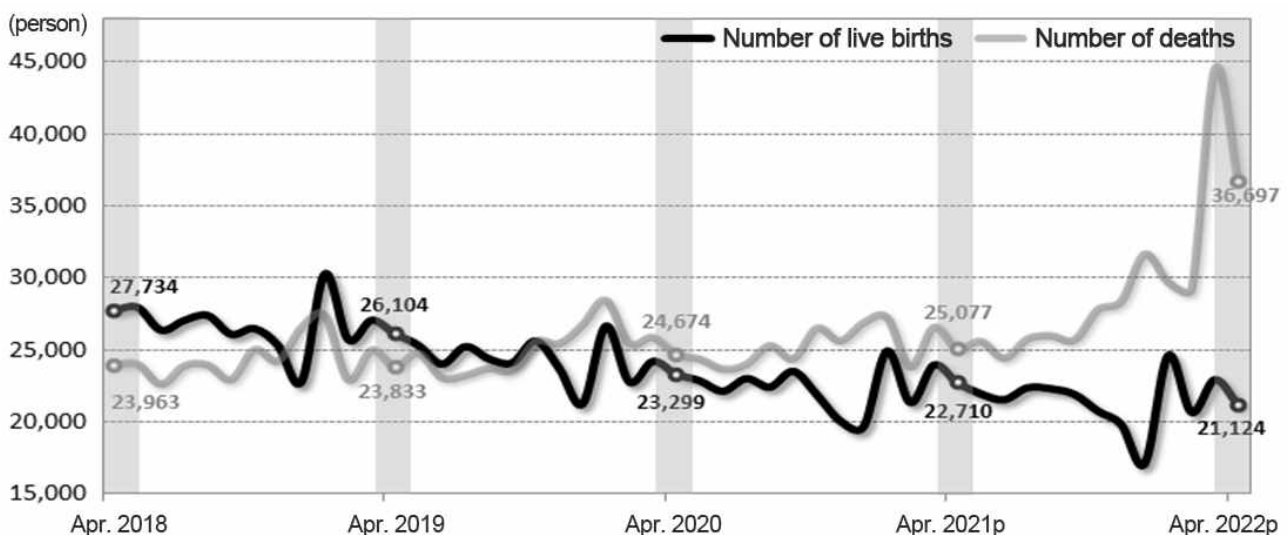
<Vital Statistics>

(Unit: person (case), person (case) per 1,000 population, %)

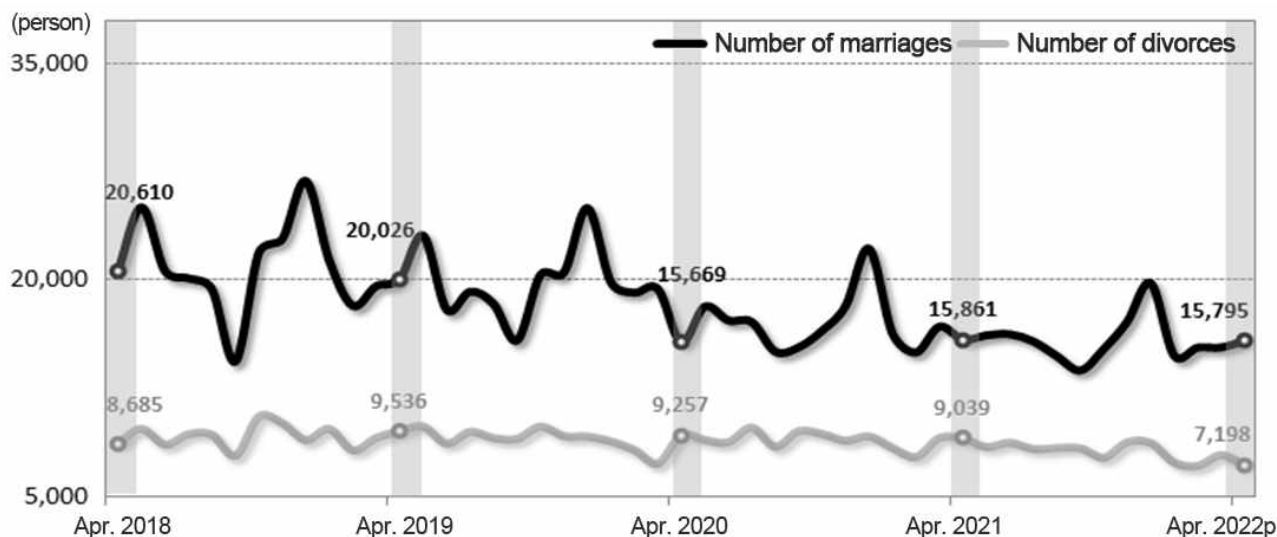
	Number of live births		Number of deaths		Natural increase		Number of marriages		Number of divorces	
		Crude birth rate		Crude death rate		Natural increase rate		Crude marriage rate		Crude divorce rate
April 2021 ^p	22,710	5.4	25,077	5.9	-2,368	-0.6	15,861	3.8	9,039	2.1
April 2022^p	21,124	5.0	36,697	8.7	-15,573	-3.7	15,795	3.7	7,198	1.7
Change	-1,586	-0.4	11,619	2.8	-13,206	-3.1	-66	-0.0	-1,841	-0.4
Percent change	-7.0	-	46.3	-	-	-	-0.4	-	-20.4	-

<Trends in Vital Statistics>

◦ Live birth and death



◦ Marriage and divorce



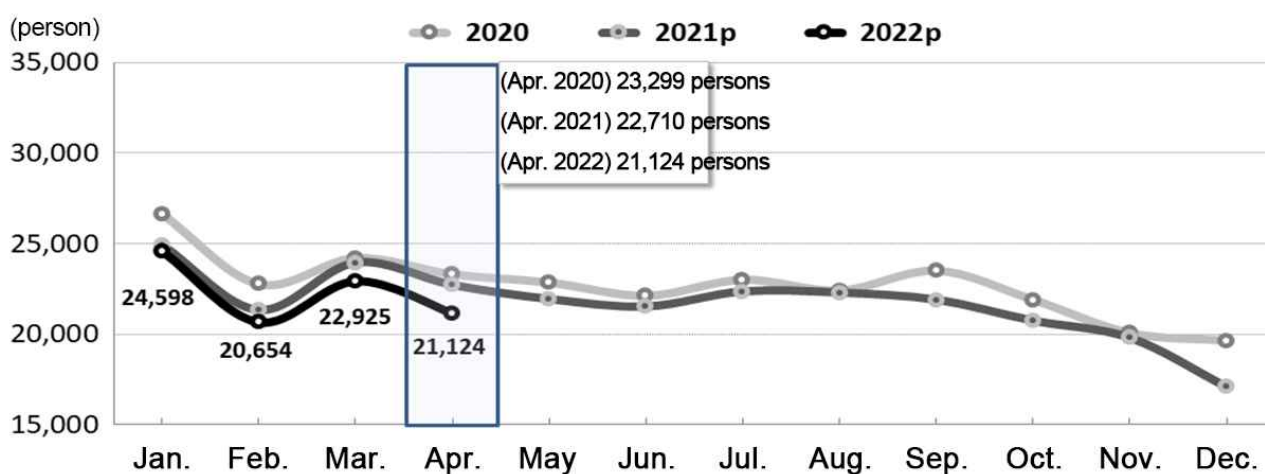
1. Live birth

- The number of live births was 21,124 persons in April, which dropped by 1,586 persons (-7.0%) year-on-year.

[Table] Number of live births and percent changes

	2020	2021 ^p	2021 ^p		2022 ^p		
			April	Jan. ~ April	March	April	Jan. ~ April
Number of live births (person)	272,337	260,494	22,710	92,880	22,925	21,124	89,300
Year-on-year percent change (%)	-10.0	-4.3	-2.5	-4.1	-4.2	-7.0	-3.9

[Figure] Live birth by month



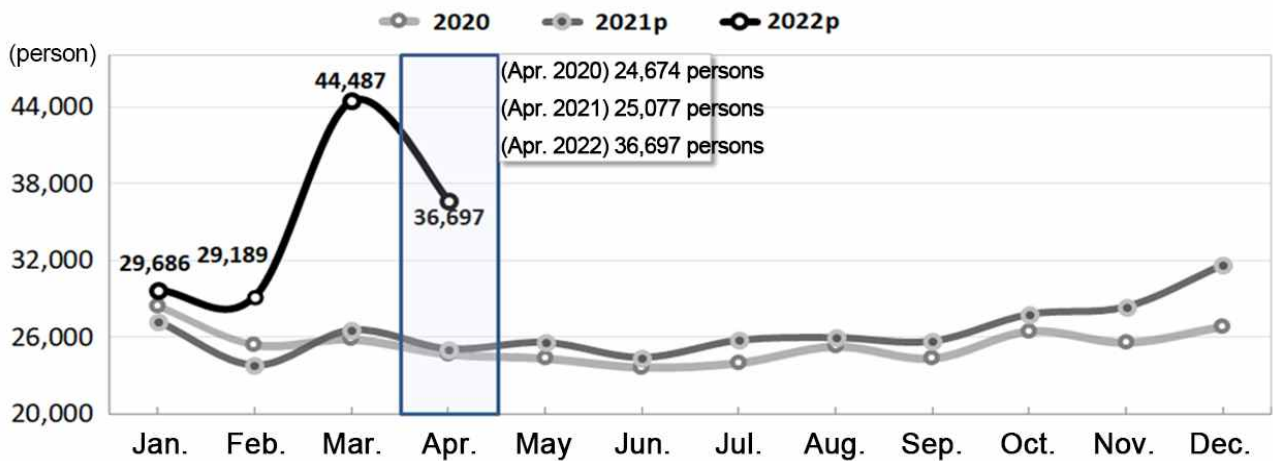
2. Death

- The number of deaths was 36,697 persons in April, which rose by 11,619 persons (46.3%) year-on-year.

[Table] Number of deaths and percent change

	2020	2021 ^p	2021 ^p		2022 ^p		
			April	Jan. ~ April	March	April	Jan. ~ April
Number of deaths (person)	304,948	317,773	25,077	102,652	44,487	36,697	140,059
Year-on-year percent change (%)	3.3	4.2	1.6	-1.7	67.6	46.3	36.4

[Figure] Death by month



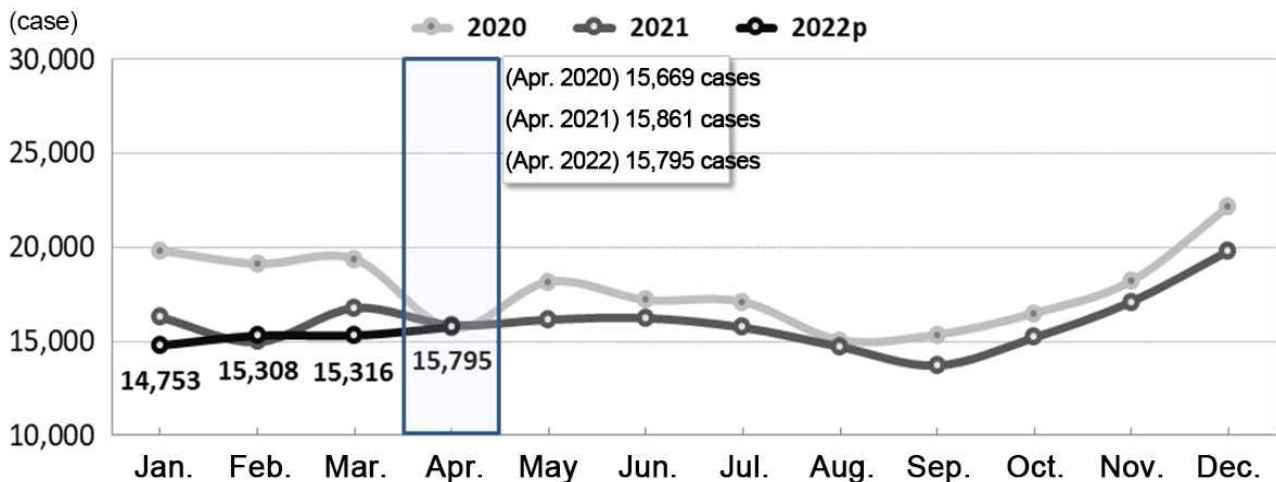
3. Marriage

- The number of marriages was 15,795 cases in April, which went down by 66 cases (-0.4%) year-on-year.

[Table] Number of marriages and percent changes

	2020	2021	2021		2022 ^p		
			April	Jan. ~ April	March	April	Jan. ~ April
Number of marriages (case)	213,502	192,507	15,861	63,875	15,316	15,795	61,172
Year-on-year percent change (%)	-10.7	-9.8	1.2	-13.6	-8.6	-0.4	-4.2

[Figure] Marriage by month



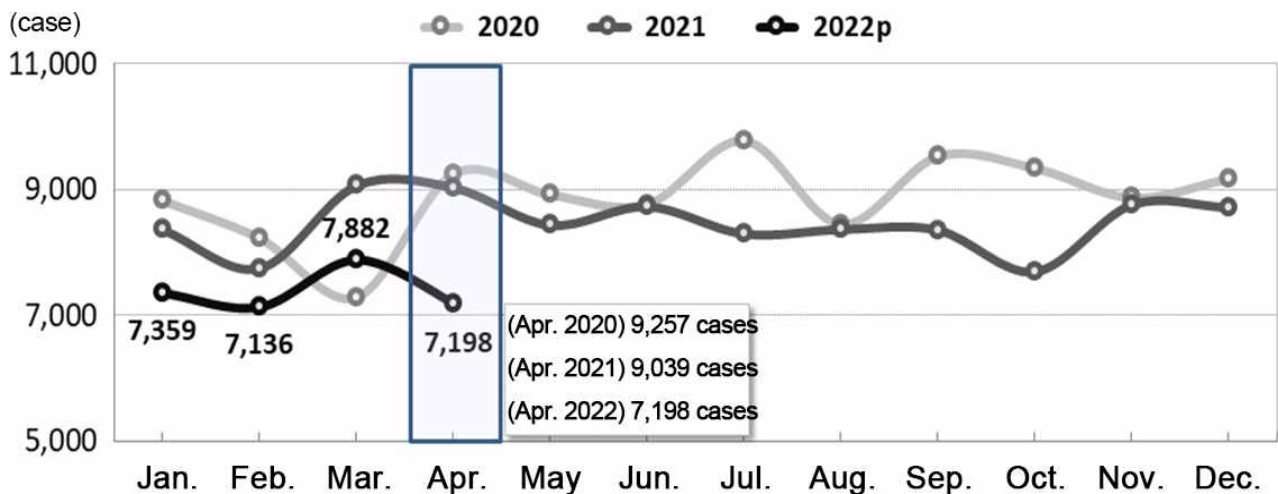
4. Divorce

- ☐ The number of divorces was 7,198 cases in April, which declined by 1,841 cases (-20.4%) year-on-year.

[Table] Number of divorces and percent changes

	2020	2021	2021		2022 ^p		
			April	Jan. ~ April	March	April	Jan. ~ April
Number of divorces (case)	106,500	101,673	9,039	34,241	7,882	7,198	29,575
Year-on-year percent change (%)	-3.9	-4.5	-2.4	1.9	-13.1	-20.4	-13.6

[Figure] Divorce by month



5. Natural increase

- ☐ The natural increase (Live births - Deaths) recorded a negative figure of -15,573 persons in April.

[Table] Natural increase

	2020	2021 ^p	2021 ^p		2022 ^p		
			April	Jan. ~ April	March	April	Jan. ~ April
Natural increase (person)	-32,611	-57,280	-2,368	-9,772	-21,562	-15,573	-50,759

[Figure] Natural increase by month

