



Vital Statistics in June 2022

- ☐ The number of live births was 18,830 persons in June, dropping by 12.4% year-on-year.
- ☐ The number of deaths was 24,850 persons in June, rising by 1.9% year-on-year.
- ☐ The number of marriages was 14,898 cases in June, falling by 8.2% year-on-year.
- ☐ The number of divorces was 7,586 cases in June, dropping by 13.2% year-on-year.
- ☐ The natural increase (Live births - Deaths) marked a negative figure of -6,019 persons.

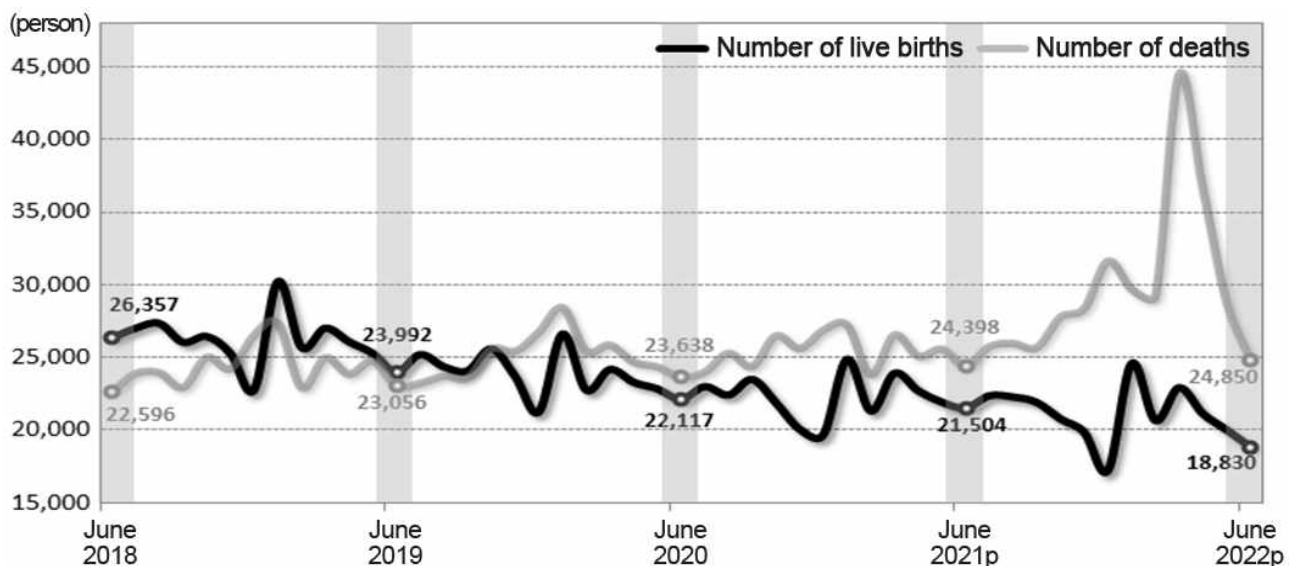
<Vital Statistics>

(Unit: person (case), person (case) per 1,000 population, %)

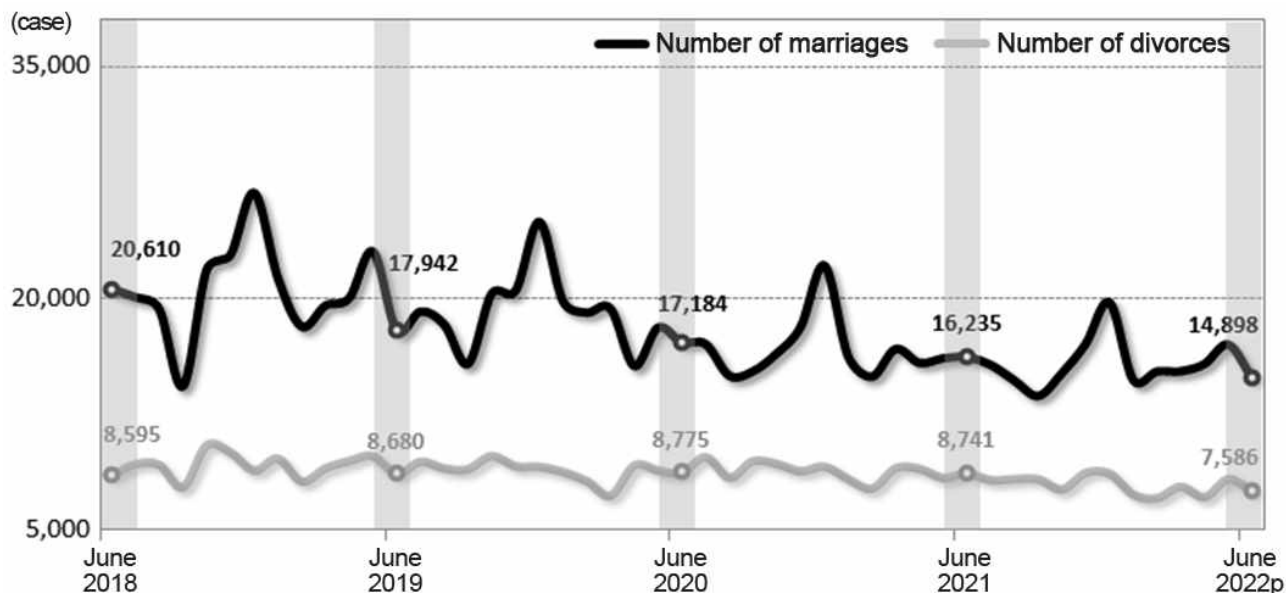
	Number of live births		Number of deaths		Natural increase		Number of marriages		Number of divorces	
		Crude birth rate		Crude death rate		Natural increase rate		Crude marriage rate		Crude divorce rate
June 2021 ^p	21,504	5.1	24,398	5.8	-2,894	-0.7	16,235	3.8	8,741	2.1
June 2022^p	18,830	4.5	24,850	5.9	-6,019	-1.4	14,898	3.5	7,586	1.8
Change	-2,674	-0.6	452	0.1	-3,125	-0.7	-1,337	-0.3	-1,155	-0.3
Percent change	-12.4	-	1.9	-	-	-	-8.2	-	-13.2	-

<Trends in Vital Statistics>

◦ Live birth and death



◦ Marriage and divorce



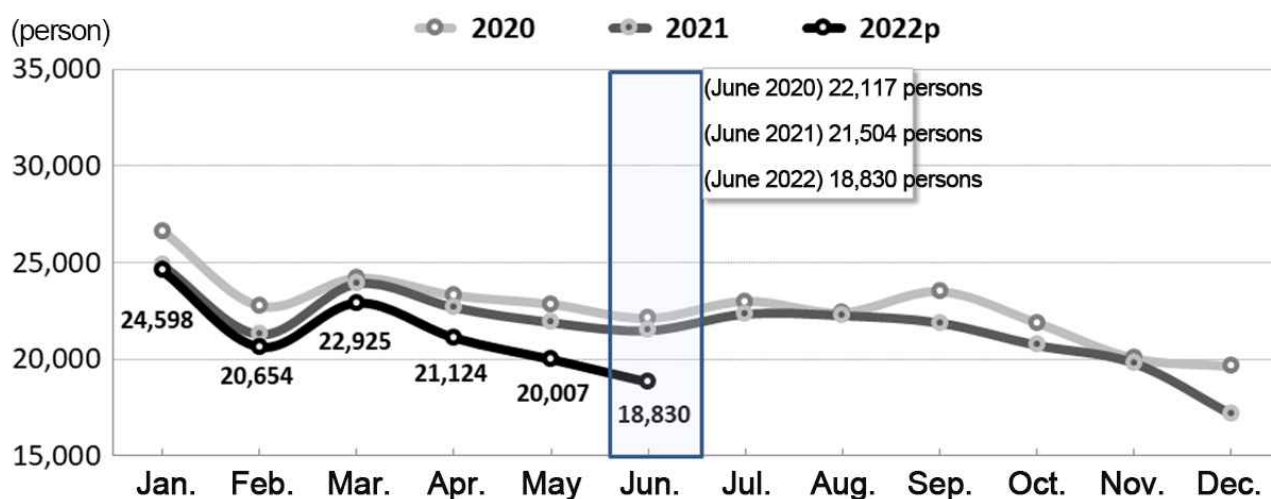
1. Live birth

- The number of live births was 18,830 persons in June, which dropped by 2,674 persons (-12.4%) year-on-year.

[Table] Number of live births and percent changes

	2020	2021	2021		2022 ^p		
			June	Jan. ~ June	May	June	Jan. ~ June
Number of live births (person)	272,337	260,562	21,504	136,254	20,007	18,830	128,138
Year-on-year percent change (%)	-10.0	-4.3	-2.8	-4.0	-8.7	-12.4	-6.0

[Figure] Live birth by month



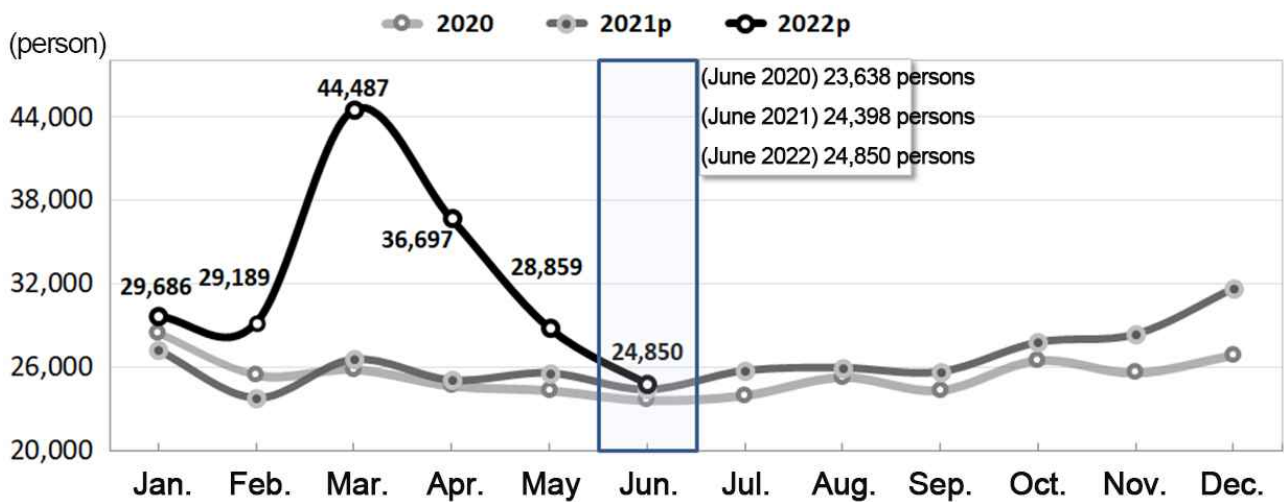
2. Death

- The number of deaths was 24,850 persons in June, which rose by 452 persons (1.9%) year-on-year.

[Table] Number of deaths and percent change

	2020	2021 ^p	2021 ^p		2022 ^p		
			June	Jan. ~ June	May	June	Jan. ~ June
Number of deaths (person)	304,948	317,773	24,398	152,627	28,859	24,850	193,768
Year-on-year percent change (%)	3.3	4.2	3.2	0.2	12.8	1.9	27.0

[Figure] Death by month



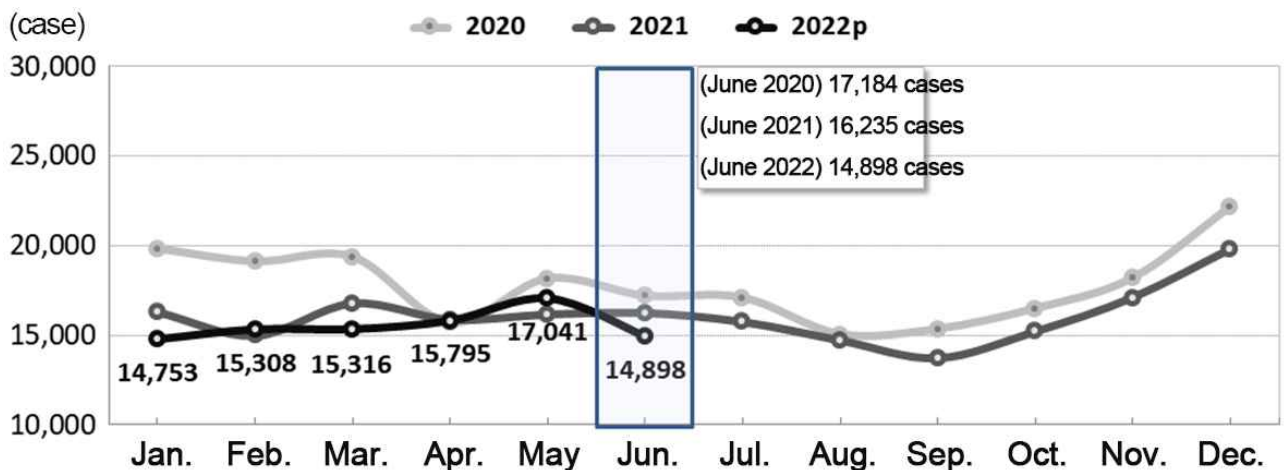
3. Marriage

- The number of marriages was 14,898 cases in June, which went down by 1,337 cases (-8.2%) year-on-year.

[Table] Number of marriages and percent changes

	2020	2021	2021		2022 ^p		
			June	Jan. ~ June	May	June	Jan. ~ June
Number of marriages (case)	213,502	192,507	16,235	96,263	17,041	14,898	93,111
Year-on-year percent change (%)	-10.7	-9.8	-5.5	-11.9	5.5	-8.2	-3.3

[Figure] Marriage by month



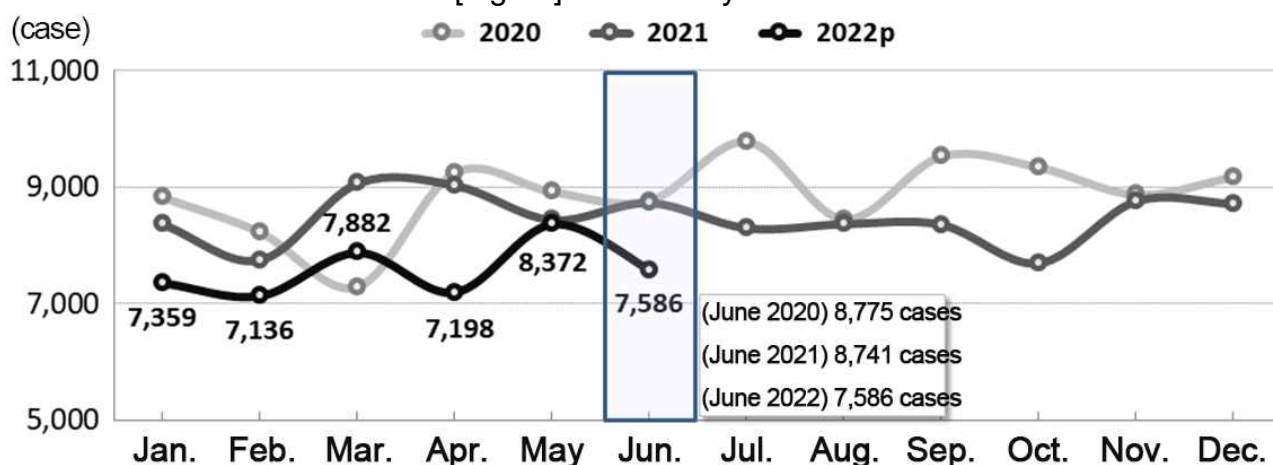
4. Divorce

- The number of divorces was 7,586 cases in June, which declined by 1,155 cases (-13.2%) year-on-year.

[Table] Number of divorces and percent changes

	2020	2021	2021		2022 ^p		
			June	Jan. ~ June	May	June	Jan. ~ June
Number of divorces (case)	106,500	101,673	8,741	51,427	8,372	7,586	45,533
Year-on-year percent change (%)	-3.9	-4.5	-0.4	0.2	-0.9	-13.2	-11.5

[Figure] Divorce by month



5. Natural increase

- The natural increase (Live births - Deaths) recorded a negative figure of -6,019 persons in June.

[Table] Natural increase

	2020	2021 ^p	2021 ^p		2022 ^p		
			June	Jan. ~ June	May	June	Jan. ~ June
Natural increase (person)	-32,611	-57,211	-2,894	-16,373	-8,852	-6,019	-65,631

[Figure] Natural increase by month

