



## Vital Statistics in August 2022

- ☐ The number of live births was 21,758 persons in August, declining by 2.4% year-on-year.
- ☐ The number of deaths was 30,001 persons in August, rising by 15.8% year-on-year.
- ☐ The number of marriages was 15,718 cases in August, rising by 6.8% year-on-year.
- ☐ The number of divorces was 8,227 cases in August, dropping by 1.8% year-on-year.
- ☐ The natural increase (Live births - Deaths) marked a negative figure of -8,243 persons.

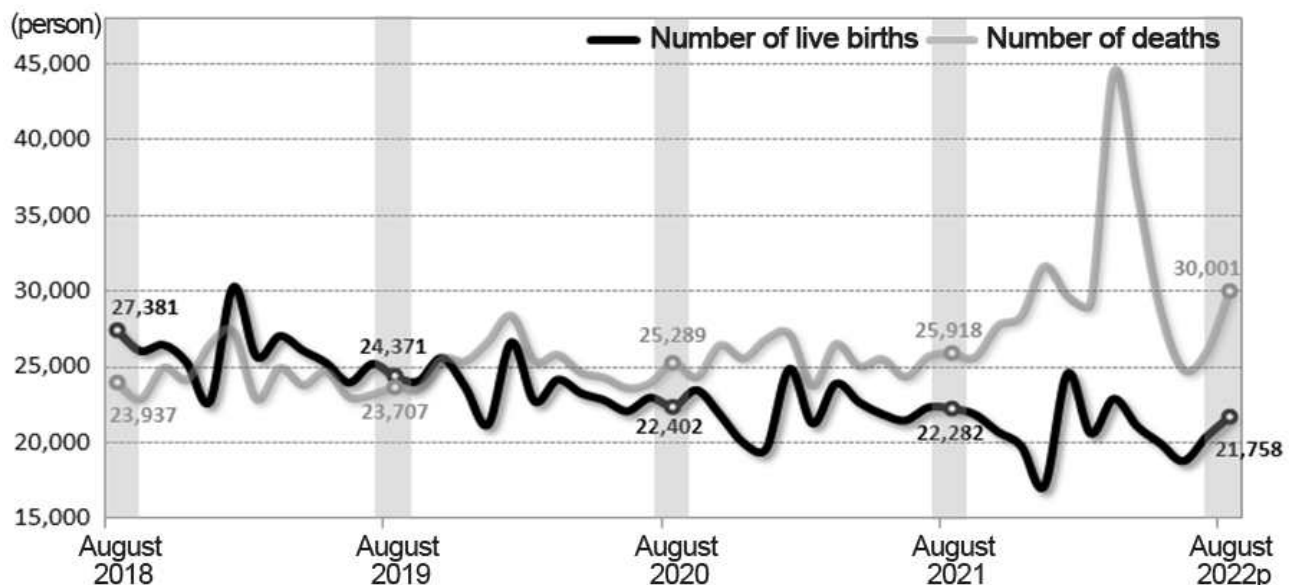
### <Vital Statistics>

(Unit: person (case), person (case) per 1,000 population, %)

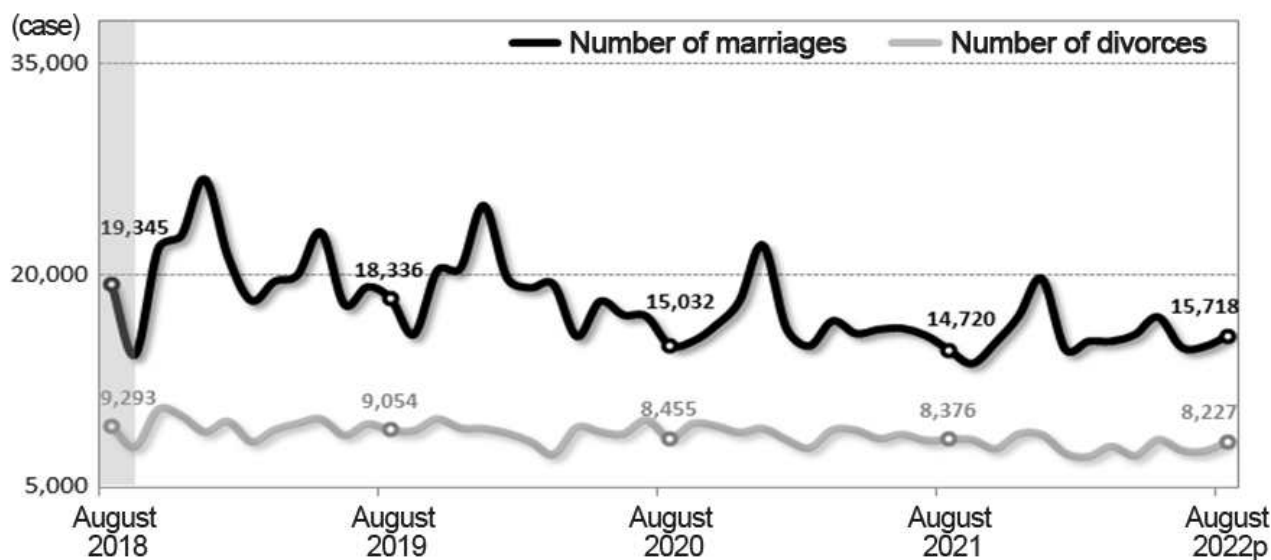
	Number of live births		Number of deaths		Natural increase		Number of marriages		Number of divorces	
		Crude birth rate		Crude death rate		Natural increase rate		Crude marriage rate		Crude divorce rate
Aug. 2021	22,282	5.1	25,918	5.9	-3,636	-0.8	14,720	3.4	8,376	1.9
<b>Aug. 2022<sup>p</sup></b>	<b>21,758</b>	<b>5.0</b>	<b>30,001</b>	<b>6.9</b>	<b>-8,243</b>	<b>-1.9</b>	<b>15,718</b>	<b>3.6</b>	<b>8,227</b>	<b>1.9</b>
Change	-524	-0.1	4,083	0.9	-4,607	-1.1	998	0.2	-149	-0.0
Percent change	-2.4	-	15.8	-	-	-	6.8	-	-1.8	-

### <Trends in Vital Statistics>

#### ◦ Live birth and death



- Marriage and divorce



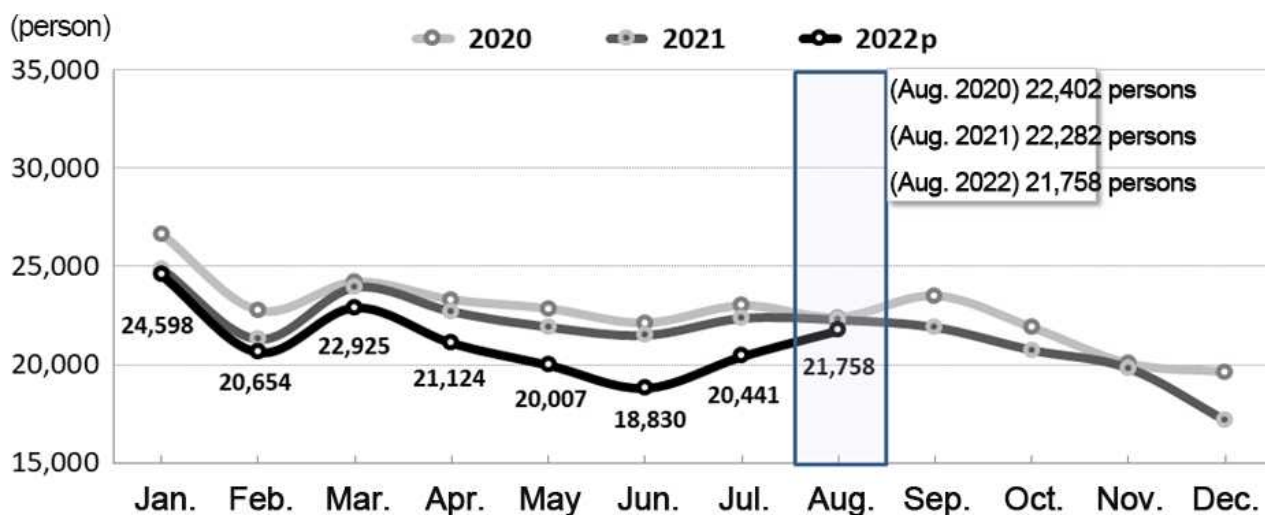
## 1. Live birth

- The number of live births was 21,758 persons in August, which dropped by 524 persons (-2.4%) year-on-year.

[Table] Number of live births and percent changes

	2020	2021	2021		2022 <sup>p</sup>			
			Aug.	Jan. ~ Aug.	June	July	Aug.	Jan. ~ Aug.
Number of live births (person)	272,337	260,562	22,282	180,900	18,830	20,441	<b>21,758</b>	170,337
Year-on-year percent change (%)	-10.0	-4.3	-0.5	-3.4	-12.4	-8.6	<b>-2.4</b>	-5.8

[Figure] Live birth by month



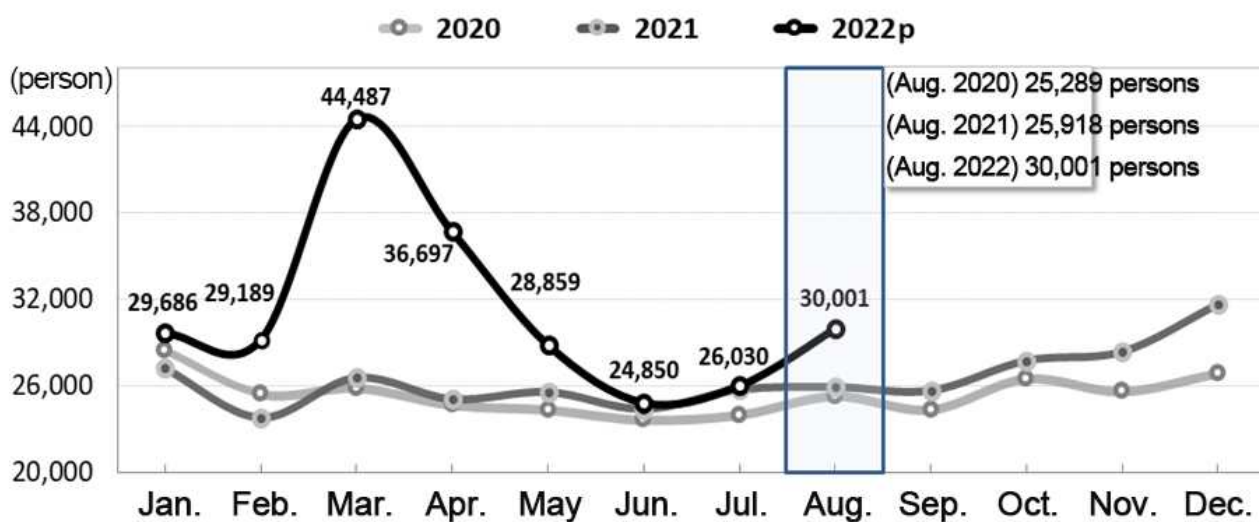
## 2. Death

- The number of deaths was 30,001 persons in August, which grew by 4,083 persons (15.8%) year-on-year.

[Table] Number of deaths and percent change

	2020	2021	2021		2022 <sup>p</sup>			
			Aug.	Jan. ~ Aug.	June	July	Aug.	Jan. ~ Aug.
Number of deaths (person)	304,948	317,680	25,918	204,238	24,850	26,030	<b>30,001</b>	249,799
Year-on-year percent change (%)	3.3	4.2	2.5	1.3	1.9	1.2	<b>15.8</b>	22.3

[Figure] Death by month



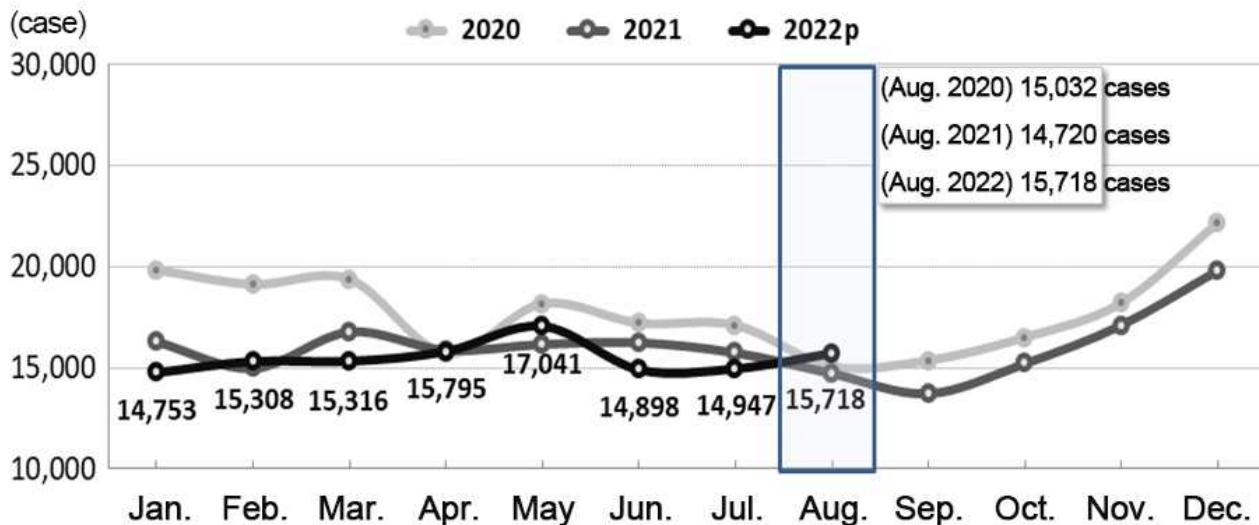
### 3. Marriage

- The number of marriages was 15,718 cases in August, which went up by 998 cases (6.8%) year-on-year.

[Table] Number of marriages and percent changes

	2020	2021	2021		2022 <sup>p</sup>			
			Aug.	Jan. ~ Aug.	June	July	Aug.	Jan. ~ Aug.
Number of marriages (case)	213,502	192,507	14,720	126,722	14,898	14,947	<b>15,718</b>	123,776
Year-on-year percent change (%)	-10.7	-9.8	-2.1	-10.4	-8.2	-5.0	<b>6.8</b>	-2.3

[Figure] Marriage by month



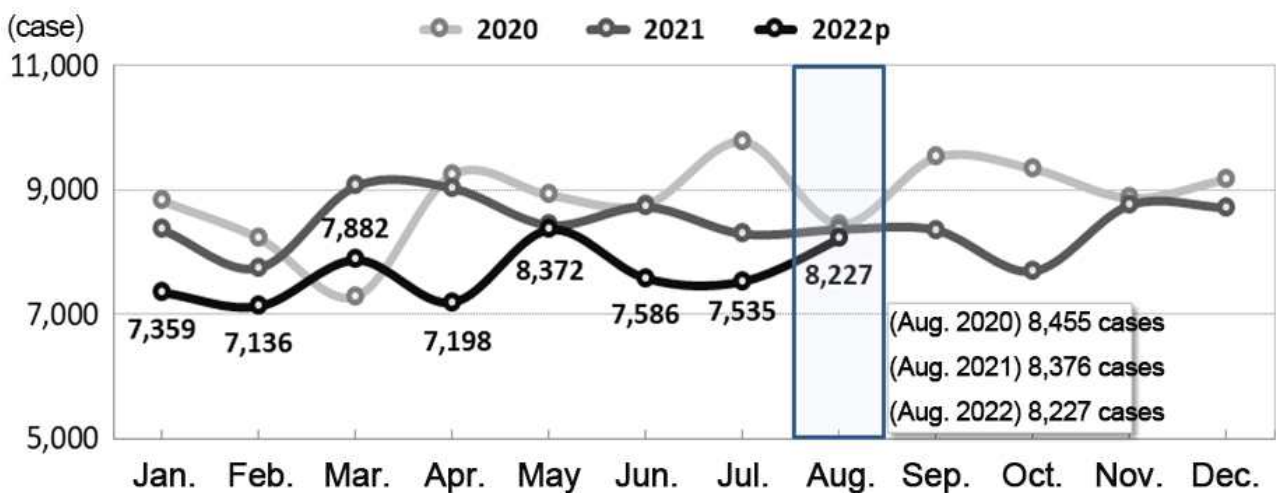
#### 4. Divorce

- The number of divorces was 8,227 cases in August, which declined by 149 cases (-1.8%) year-on-year.

[Table] Number of divorces and percent changes

	2020	2021	2021		2022 <sup>p</sup>			
			Aug.	Jan. ~ Aug.	June	July	Aug.	Jan. ~ Aug.
Number of divorces (case)	106,500	101,673	8,376	68,109	7,586	7,535	<b>8,227</b>	61,295
Year-on-year percent change (%)	-3.9	-4.5	-0.9	-2.1	-13.2	-9.3	<b>-1.8</b>	-10.0

[Figure] Divorce by month



#### 5. Natural increase

- The natural increase (Live births - Deaths) recorded a negative figure of -8,243 persons in August.

[Table] Natural increase

	2020	2021	2021		2022 <sup>p</sup>			
			Aug.	Jan. ~ Aug.	June	July	Aug.	Jan. ~ Aug.
Natural increase (person)	-32,611	-57,118	-3,636	-23,338	-6,019	-5,588	<b>-8,243</b>	-79,461

[Figure] Natural increase by month

