



## Vital Statistics in September 2022

- ☐ The number of live births was 21,885 persons in September, declining by 0.1% year-on-year.
- ☐ The number of deaths was 29,199 persons in September, rising by 13.8% year-on-year.
- ☐ The number of marriages was 14,748 cases in September, rising by 7.4% year-on-year.
- ☐ The number of divorces was 8,164 cases in September, dropping by 2.4% year-on-year.
- ☐ The natural increase (Live births - Deaths) marked a negative figure of -7,313 persons.

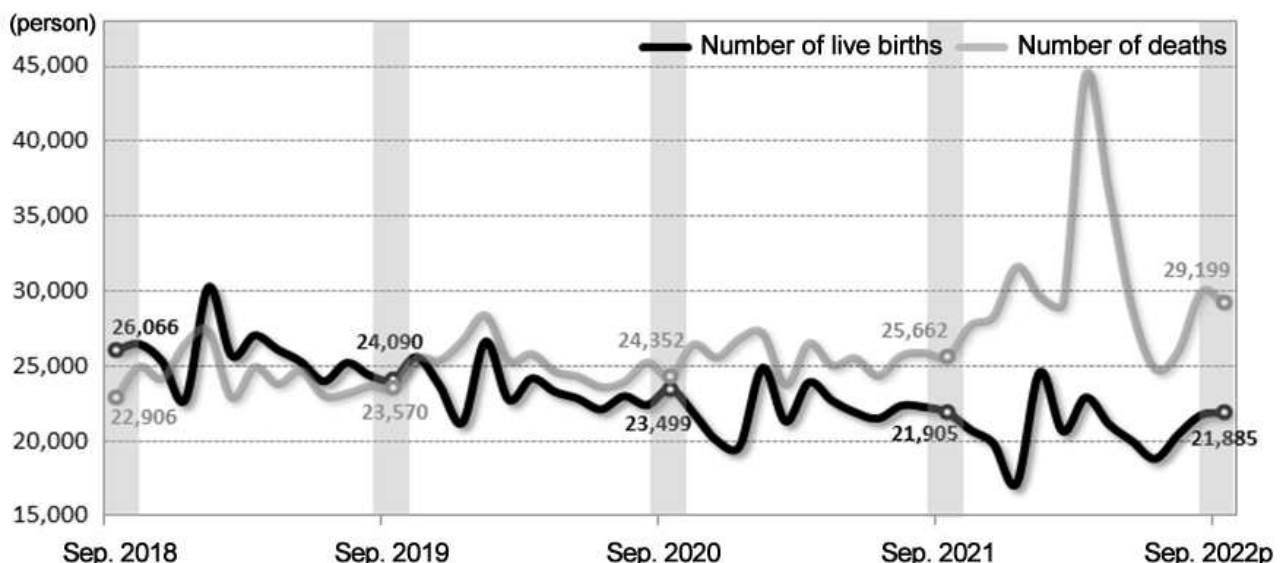
### <Vital Statistics>

(Unit: person (case), person (case) per 1,000 population, %)

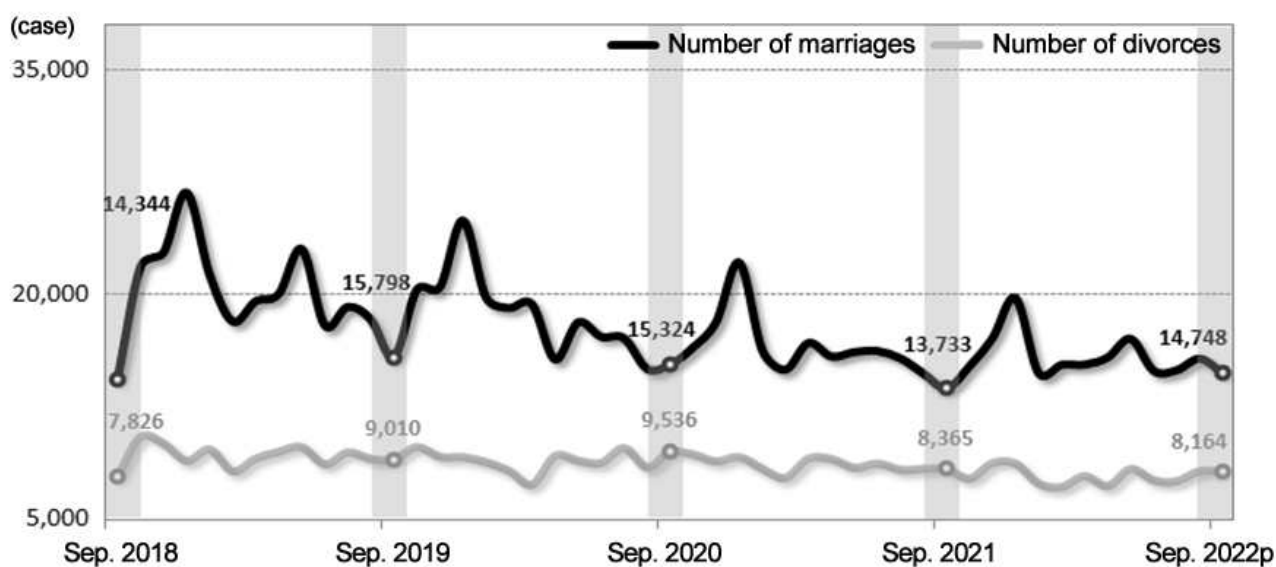
	Number of live births		Number of deaths		Natural increase		Number of marriages		Number of divorces	
		Crude birth rate		Crude death rate		Natural increase rate		Crude marriage rate		Crude divorce rate
Sep. 2021	21,905	5.2	25,662	6.1	-3,757	-0.9	13,733	3.3	8,365	2.0
<b>Sep. 2022<sup>p</sup></b>	<b>21,885</b>	<b>5.2</b>	<b>29,199</b>	<b>6.9</b>	<b>-7,313</b>	<b>-1.7</b>	<b>14,748</b>	<b>3.5</b>	<b>8,164</b>	<b>1.9</b>
Change	-20	0.0	3,537	0.9	-3,556	-0.8	1,015	0.2	-201	-0.0
Percent change	-0.1	-	13.8	-	-	-	7.4	-	-2.4	-

### <Trends in Vital Statistics>

- Live birth and death



- Marriage and divorce



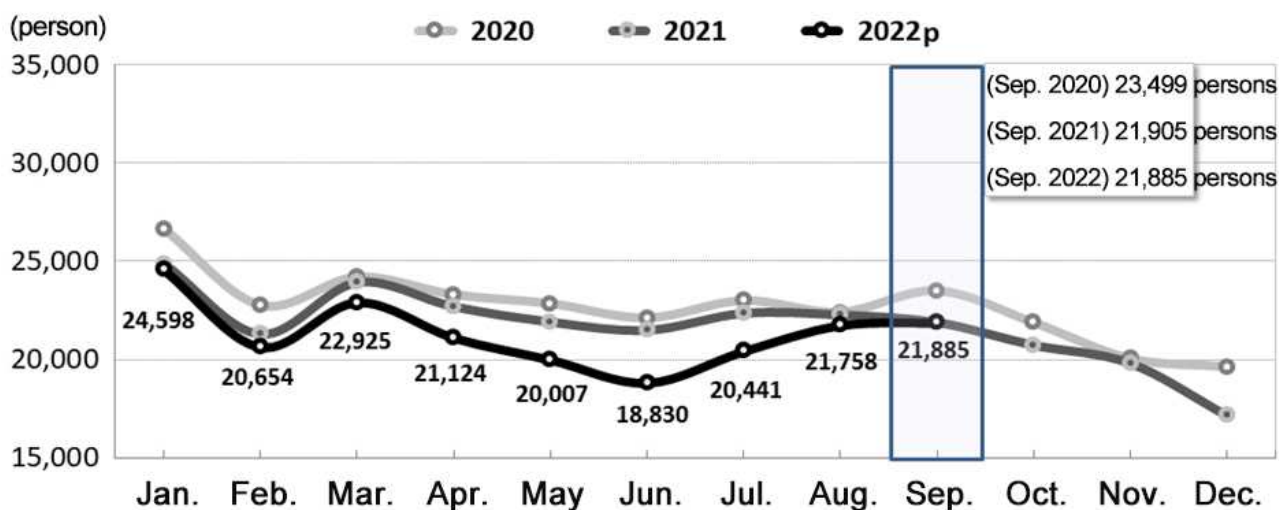
## 1. Live birth

- The number of live births was 21,885 persons in September, which dropped by 20 persons (-0.1%) year-on-year.

[Table] Number of live births and percent changes

	2020	2021	2021		2022 <sup>p</sup>			
			Sep.	Jan. ~ Sep.	July	Aug.	Sep.	Jan. ~ Sep.
Number of live births (person)	272,337	260,562	21,905	202,805	20,441	21,758	<b>21,885</b>	192,223
Year-on-year percent change (%)	-10.0	-4.3	-6.8	-3.8	-8.6	-2.4	<b>-0.1</b>	-5.2

[Figure] Live birth by month



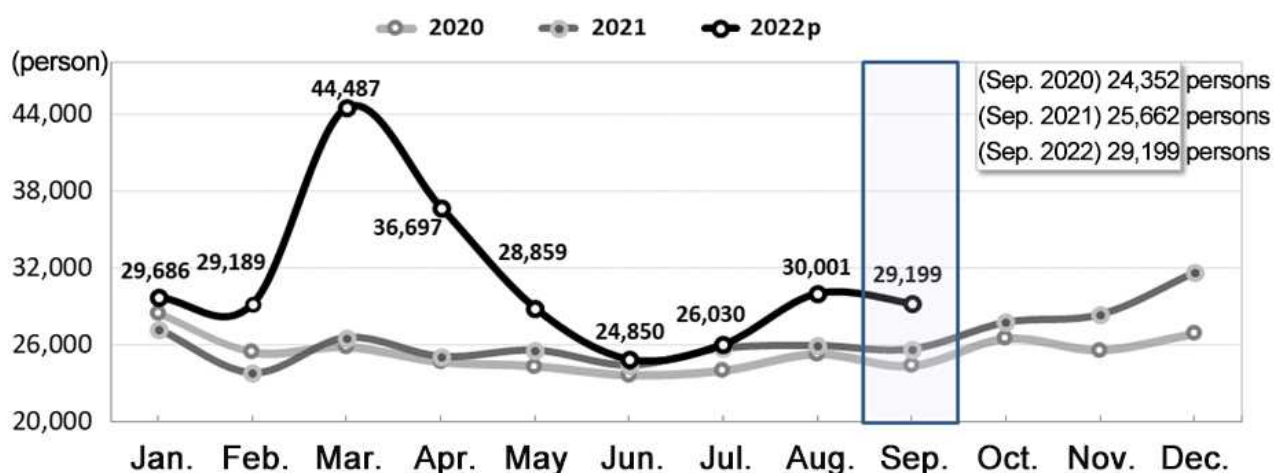
## 2. Death

- The number of deaths was 29,199 persons in September, which grew by 3,537 persons (13.8%) year-on-year.

[Table] Number of deaths and percent change

	2020	2021	2021		2022 <sup>p</sup>			
			Sep.	Jan. ~ Sep.	July	Aug.	Sep.	Jan. ~ Sep.
Number of deaths (person)	304,948	317,680	25,662	229,900	26,030	30,001	<b>29,199</b>	278,997
Year-on-year percent change (%)	3.3	4.2	5.4	1.7	1.2	15.8	<b>13.8</b>	21.4

[Figure] Death by month



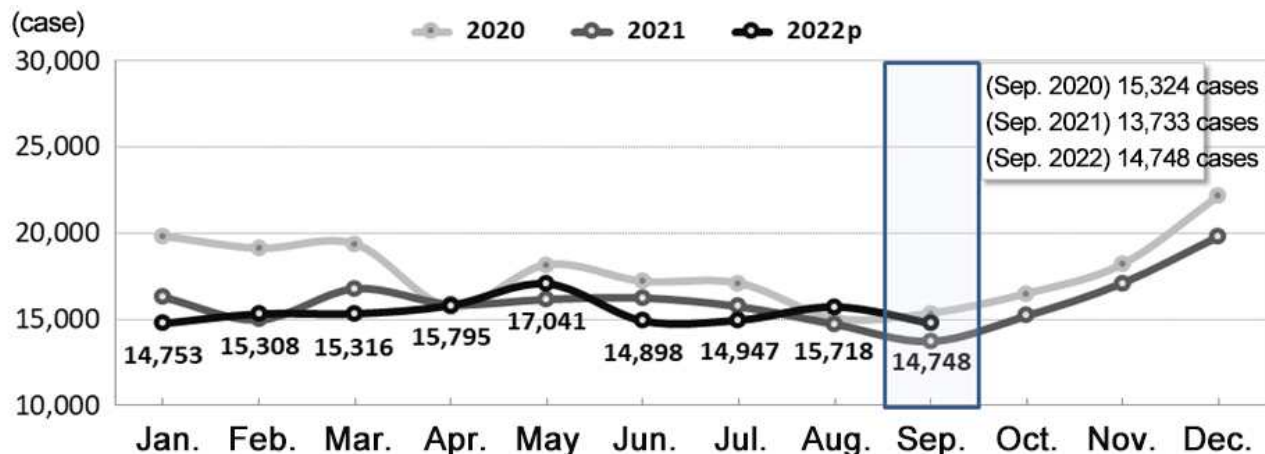
### 3. Marriage

- The number of marriages was 14,748 cases in September, which went up by 1,015 cases (7.4%) year-on-year.

[Table] Number of marriages and percent changes

	2020	2021	2021		2022 <sup>p</sup>			
			Sep.	Jan. ~ Sep.	July	Aug.	Sep.	Jan. ~ Sep.
Number of marriages (case)	213,502	192,507	13,733	140,455	14,947	15,718	<b>14,748</b>	138,524
Year-on-year percent change (%)	-10.7	-9.8	-10.4	-10.4	-5.0	6.8	<b>7.4</b>	-1.4

[Figure] Marriage by month



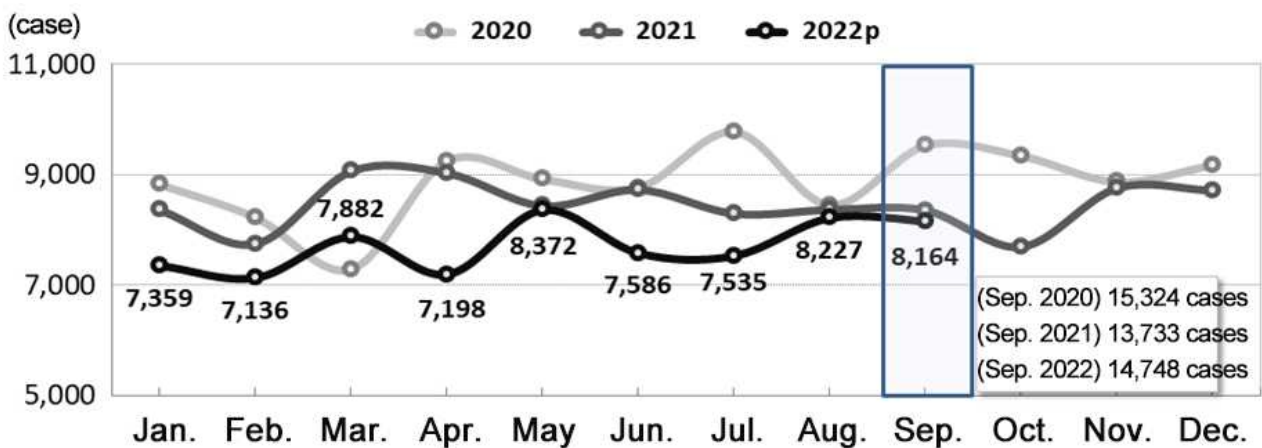
### 4. Divorce

- The number of divorces was 8,164 cases in September, which declined by 201 cases (-2.4%) year-on-year.

[Table] Number of divorces and percent changes

	2020	2021	2021		2022 <sup>p</sup>			
			Sep.	Jan. ~ Sep.	July	Aug.	Sep.	Jan. ~ Sep.
Number of divorces (case)	106,500	101,673	8,365	76,474	7,535	8,227	<b>8,164</b>	69,459
Year-on-year percent change (%)	-3.9	-4.5	-12.3	-3.3	-9.3	-1.8	<b>-2.4</b>	-3.1

[Figure] Divorce by month



## 5. Natural increase

- The natural increase (Live births - Deaths) recorded a negative figure of -7,313 persons in September.

[Table] Natural increase

	2020	2021	2021		2022 <sup>p</sup>			
			Sep.	Jan. ~ Sep.	July	Aug.	Sep.	Jan. ~ Sep.
Natural increase (person)	-32,611	-57,118	-3,757	-27,095	-5,588	-8,243	<b>-7,313</b>	-86,775

[Figure] Natural increase by month

