



Vital Statistics in October 2022

- ☐ The number of live births was 20,658 persons in October, declining by 0.4% year-on-year.
- ☐ The number of deaths was 29,763 persons in October, rising by 7.3% year-on-year.
- ☐ The number of marriages was 15,832 cases in October, rising by 4.1% year-on-year.
- ☐ The number of divorces was 7,466 cases in October, dropping by 3.1% year-on-year.
- ☐ The natural increase (Live births - Deaths) marked a negative figure of -9,104 persons.

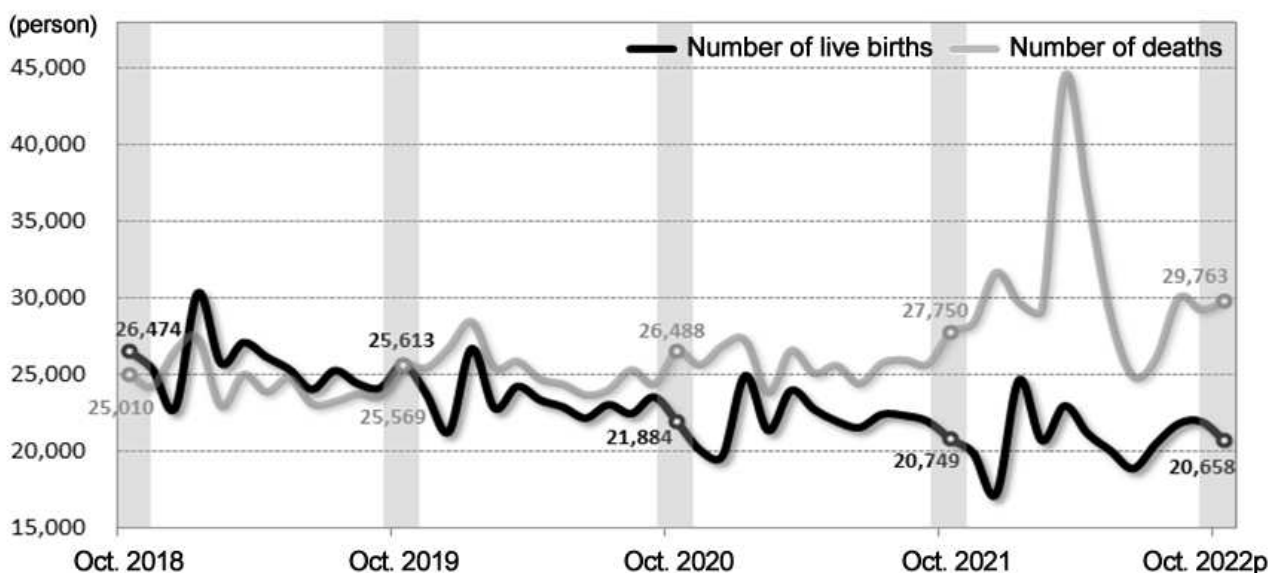
<Vital Statistics>

(Unit: person (case), person (case) per 1,000 population, %)

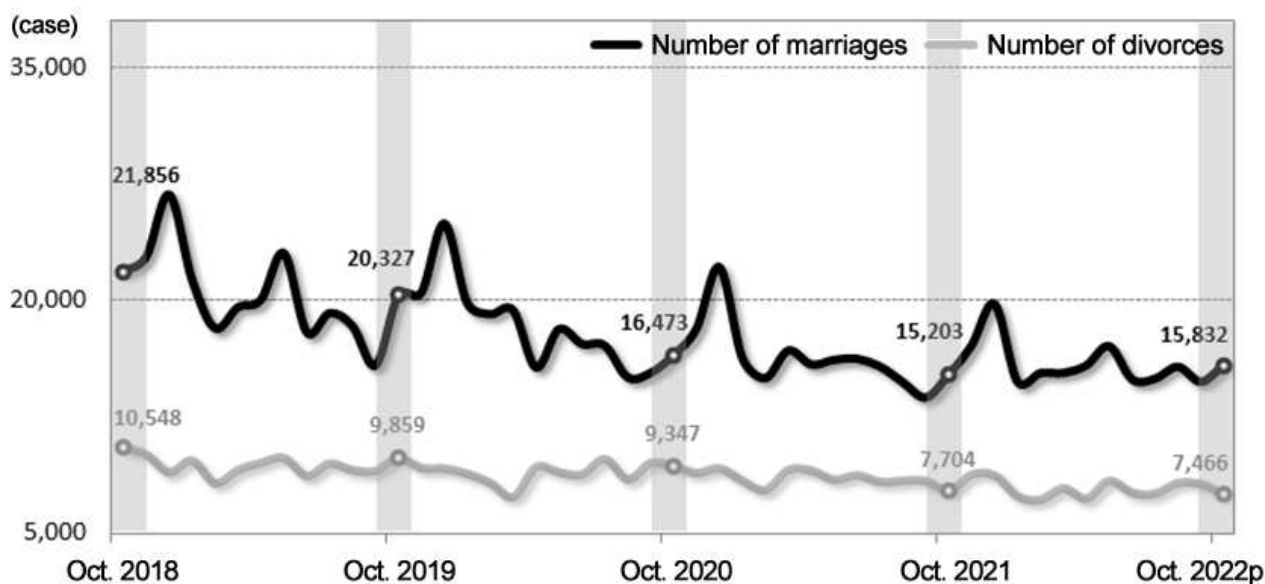
	Number of live births		Number of deaths		Natural increase		Number of marriages		Number of divorces	
		Crude birth rate		Crude death rate		Natural increase rate		Crude marriage rate		Crude divorce rate
Oct. 2021	20,749	4.8	27,750	6.4	-7,001	-1.6	15,203	3.5	7,704	1.8
Oct. 2022^p	20,658	4.7	29,763	6.8	-9,104	-2.1	15,832	3.6	7,466	1.7
Change	-91	-0.0	2,013	0.5	-2,103	-0.5	629	0.2	-238	-0.1
Percent change	-0.4	-	7.3	-	-	-	4.1	-	-3.1	-

<Trends in Vital Statistics>

- Live birth and death



◦ Marriage and divorce



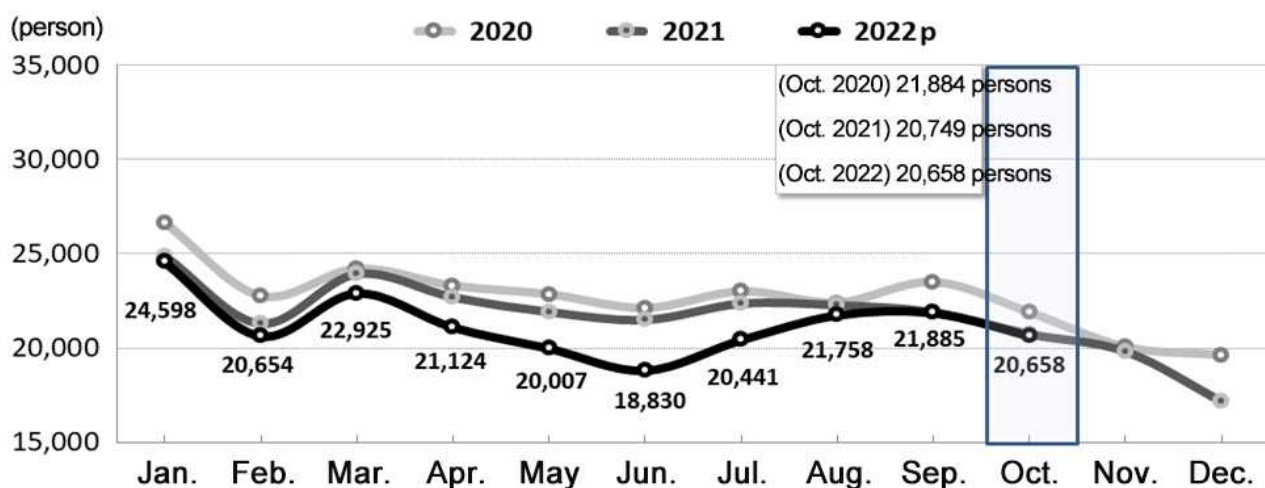
1. Live birth

- The number of live births was 20,658 persons in October, which dropped by 91 persons (-0.4%) year-on-year.

[Table] Number of live births and percent changes

	2020	2021	2021		2022 ^p			
			Oct.	Jan. ~ Oct.	Aug.	Sep.	Oct.	Jan. ~ Oct.
Number of live births (person)	272,337	260,562	20,749	223,554	21,758	21,885	20,658	212,881
Year-on-year percent change (%)	-10.0	-4.3	-5.2	-3.9	-2.4	-0.1	-0.4	-4.8

[Figure] Live birth by month



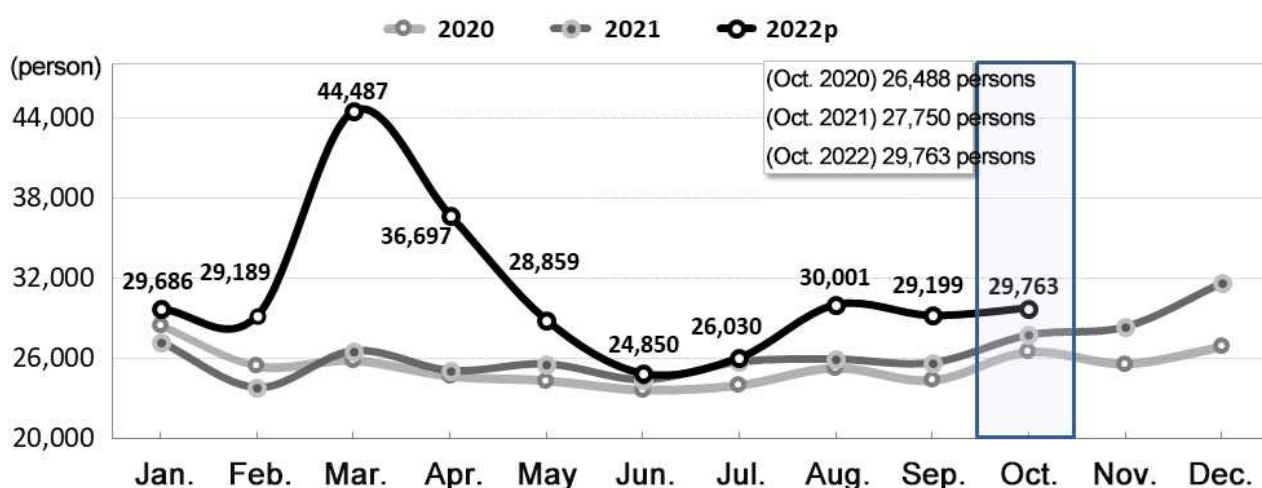
2. Death

- The number of deaths was 29,763 persons in October, which grew by 2,013 persons (7.3%) year-on-year.

[Table] Number of deaths and percent change

	2020	2021	2021		2022 ^p			
			Oct.	Jan. ~ Oct.	Aug.	Sep.	Oct.	Jan. ~ Oct.
Number of deaths (person)	304,948	317,680	27,750	257,650	30,001	29,199	29,763	308,760
Year-on-year percent change (%)	3.3	4.2	4.8	2.0	15.8	13.8	7.3	19.8

[Figure] Death by month



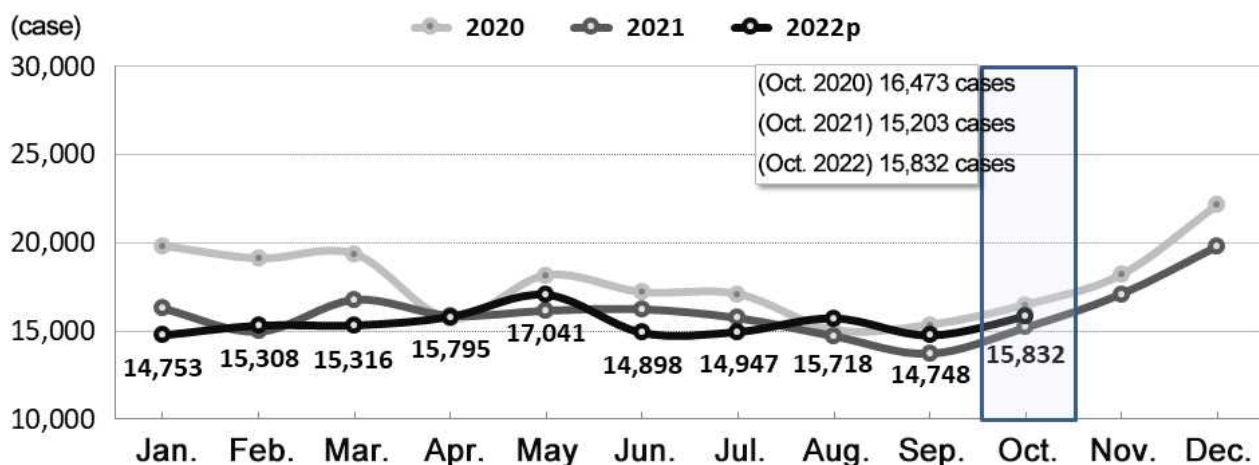
3. Marriage

- The number of marriages was 15,832 cases in October, which went up by 629 cases (4.1%) year-on-year.

[Table] Number of marriages and percent changes

	2020	2021	2021		2022 ^p			
			Oct.	Jan. ~ Oct.	Aug.	Sep.	Oct.	Jan. ~ Oct.
Number of marriages (case)	213,502	192,507	15,203	155,658	15,718	14,748	15,832	154,356
Year-on-year percent change (%)	-10.7	-9.8	-7.7	-10.1	6.8	7.4	4.1	-0.8

[Figure] Marriage by month



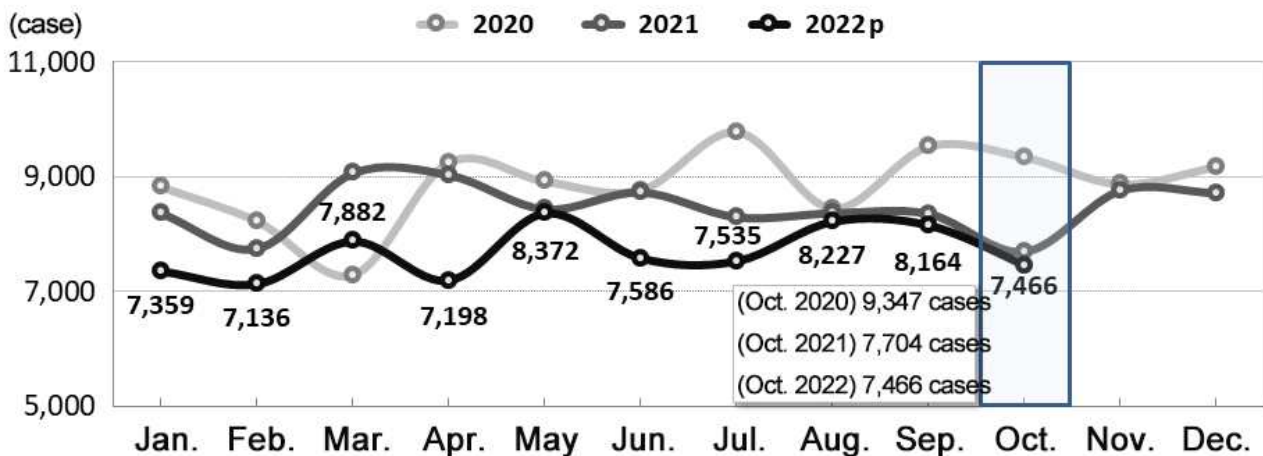
4. Divorce

- The number of divorces was 7,466 cases in October, which declined by 238 cases (-3.1%) year-on-year.

[Table] Number of divorces and percent changes

	2020	2021	2021		2022 ^p			
			Oct.	Jan. ~ Oct.	Aug.	Sep.	Oct.	Jan. ~ Oct.
Number of divorces (case)	106,500	101,673	7,704	84,178	8,227	8,164	7,466	76,925
Year-on-year percent change (%)	-3.9	-4.5	-17.6	-4.8	-1.8	-2.4	-3.1	-8.6

[Figure] Divorce by month



5. Natural increase

- The natural increase (Live births - Deaths) recorded a negative figure of -9,104 persons in October.

[Table] Natural increase

	2020	2021	2021		2022 ^p			
			Oct.	Jan. ~ Oct.	Aug.	Sep.	Oct.	Jan. ~ Oct.
Natural increase (person)	-32,611	-57,118	-7,001	-34,096	-8,243	-7,313	-9,104	-95,879

[Figure] Natural increase by month

