



Vital Statistics in December 2022

- The number of live births was 16,803 persons in December, falling by 2.2% year-on-year.
- The number of deaths was 33,360 persons in December, rising by 5.4% year-on-year.
- The number of marriages was 19,883 cases in December, rising by 0.6% year-on-year.
- The number of divorces was 7,821 cases in December, dropping by 10.4% year-on-year.
- The natural increase (Live births - Deaths) marked a negative figure of -16,557 persons.

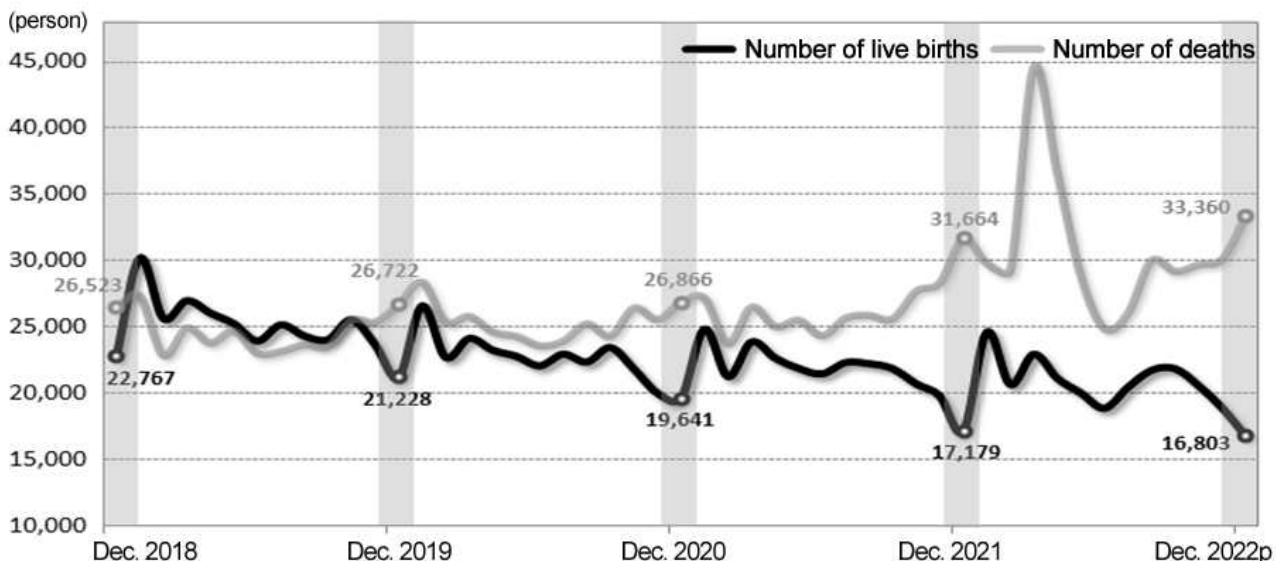
<Vital Statistics>

(Unit: person (case), person (case) per 1,000 population, %)

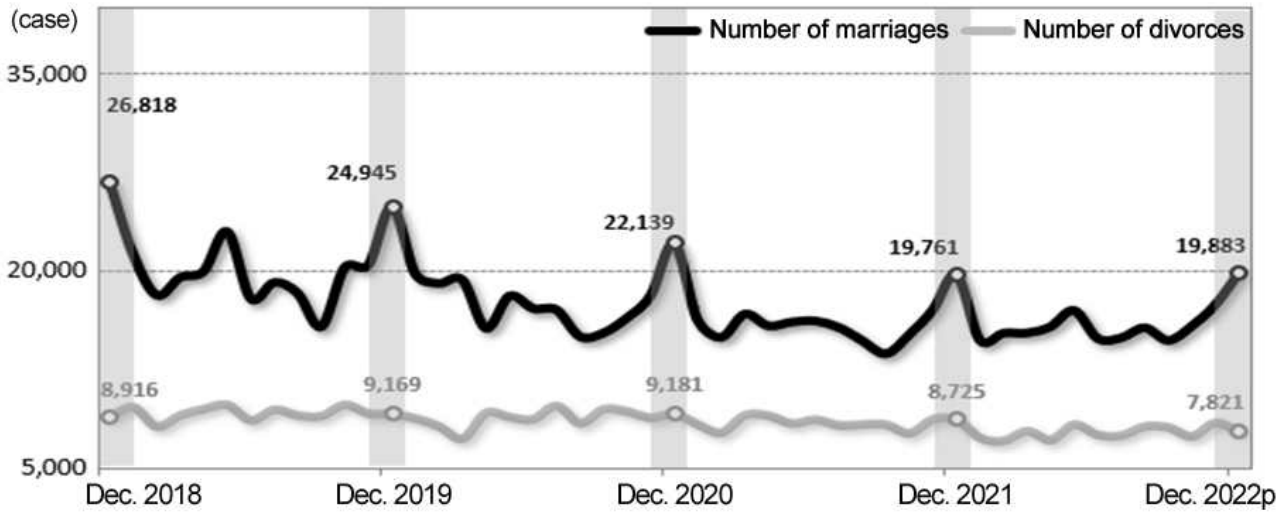
	Number of live births		Number of deaths		Natural increase		Number of marriages		Number of divorces	
		Crude birth rate		Crude death rate		Natural increase rate		Crude marriage rate		Crude divorce rate
Dec. 2021	17,179	3.9	31,664	7.3	-14,485	-3.3	19,761	4.5	8,725	2.0
Dec. 2022^p	16,803	3.9	33,360	7.7	-16,557	-3.8	19,883	4.6	7,821	1.8
Change	-376	-0.1	1,696	0.4	-2,072	-0.5	122	0.1	-904	-0.2
Percent change	-2.2	-	5.4	-	-	-	0.6	-	-10.4	-

<Trends in Vital Statistics>

◦ Live birth and death



◦ Marriage and divorce



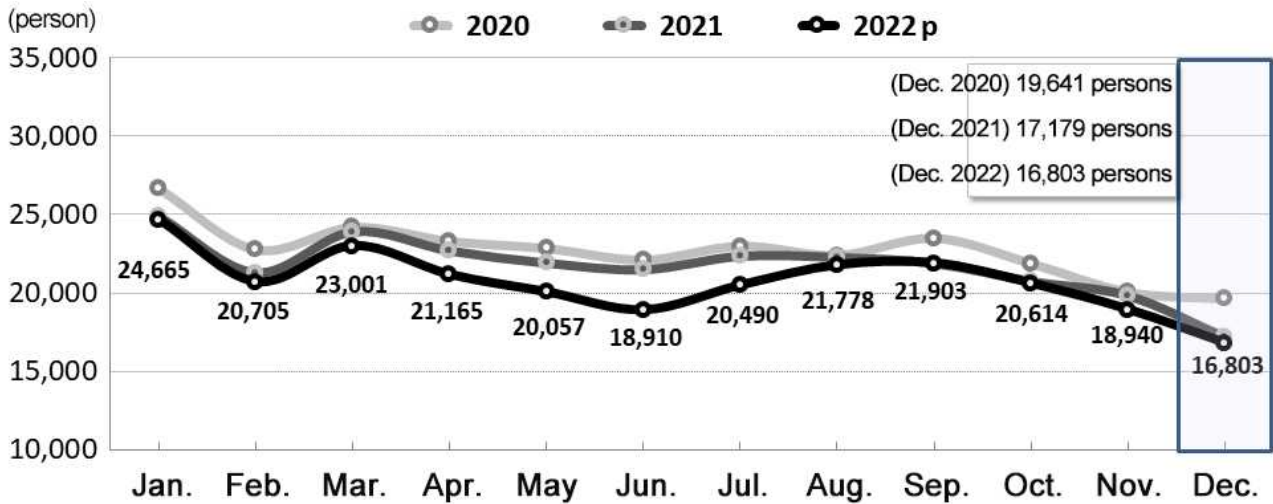
1. Live birth

- The number of live births was 16,803 persons in December, which dropped by 376 persons (-2.2%) year-on-year.

[Table] Number of live births and percent changes

	2020	2021	2022 ^p	2021		2022 ^p		
				Nov.	Dec.	Oct.	Nov.	Dec.
Number of live births (person)	272,337	260,562	249,031	19,829	17,179	20,614	18,940	16,803
Year-on-year percent change (%)	-10.0	-4.3	-4.4	-1.1	-12.5	-0.7	-4.5	-2.2

[Figure] Live birth by month



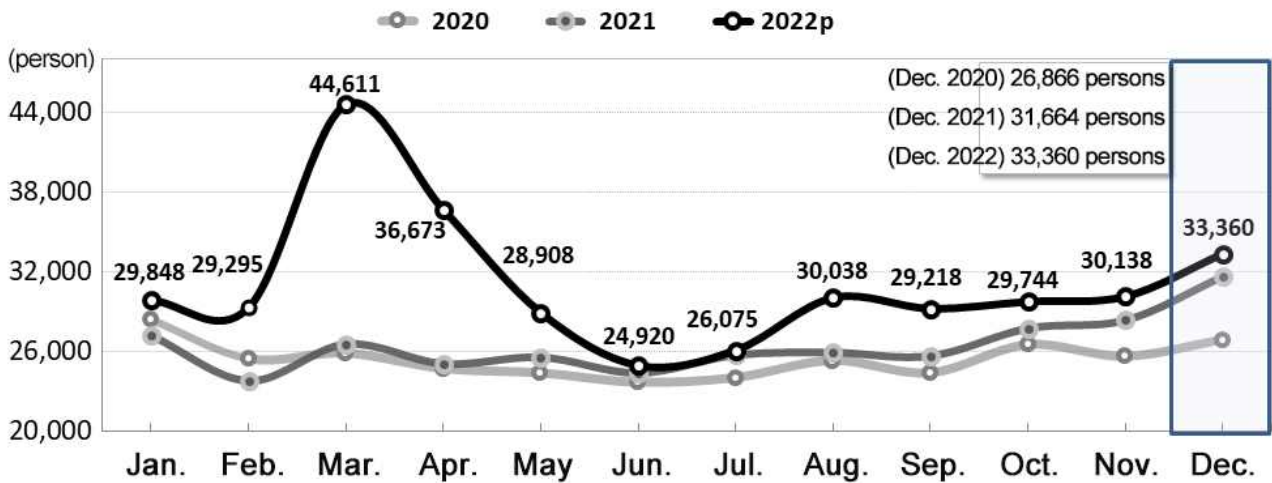
2. Death

- The number of deaths was 33,360 persons in December, which grew by 1,696 persons (5.4%) year-on-year.

[Table] Number of deaths and percent change

	2020	2021	2022 ^p	2021		2022 ^p		
				Nov.	Dec.	Oct.	Nov.	Dec.
Number of deaths (person)	304,948	317,680	372,826	28,366	31,664	29,744	30,138	33,360
Year-on-year percent change (%)	3.3	4.2	17.4	10.8	17.9	7.2	6.2	5.4

[Figure] Death by month



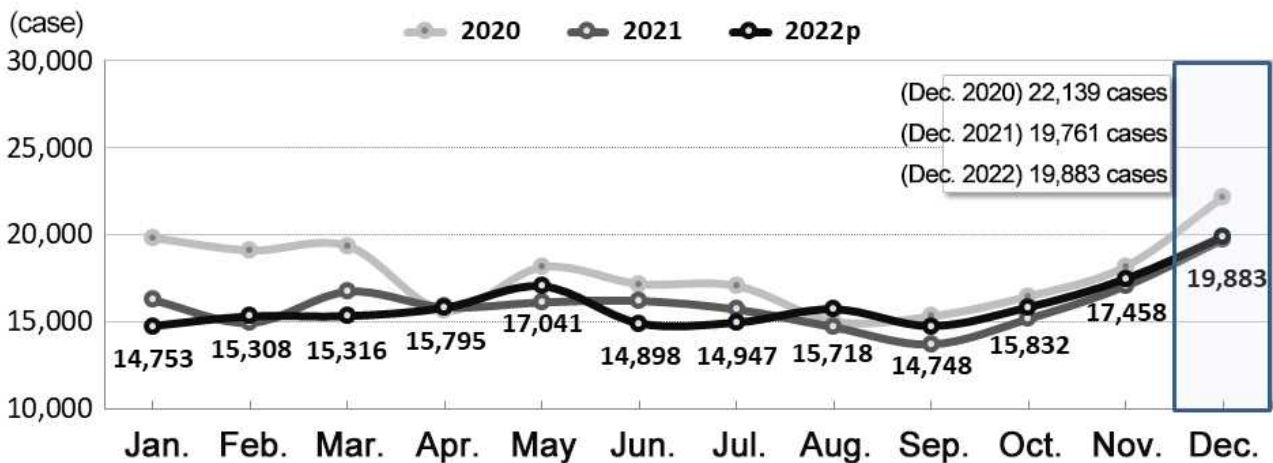
3. Marriage

- The number of marriages was 19,883 cases in December, which went up by 122 cases (0.6%) year-on-year.

[Table] Number of marriages and percent changes

	2020	2021	2022 ^p	2021		2022 ^p		
				Nov.	Dec.	Oct.	Nov.	Dec.
Number of marriages (case)	213,502	192,507	191,697	17,088	19,761	15,832	17,458	19,883
Year-on-year percent change (%)	-10.7	-9.8	-0.4	-6.0	-10.7	4.1	2.2	0.6

[Figure] Marriage by month



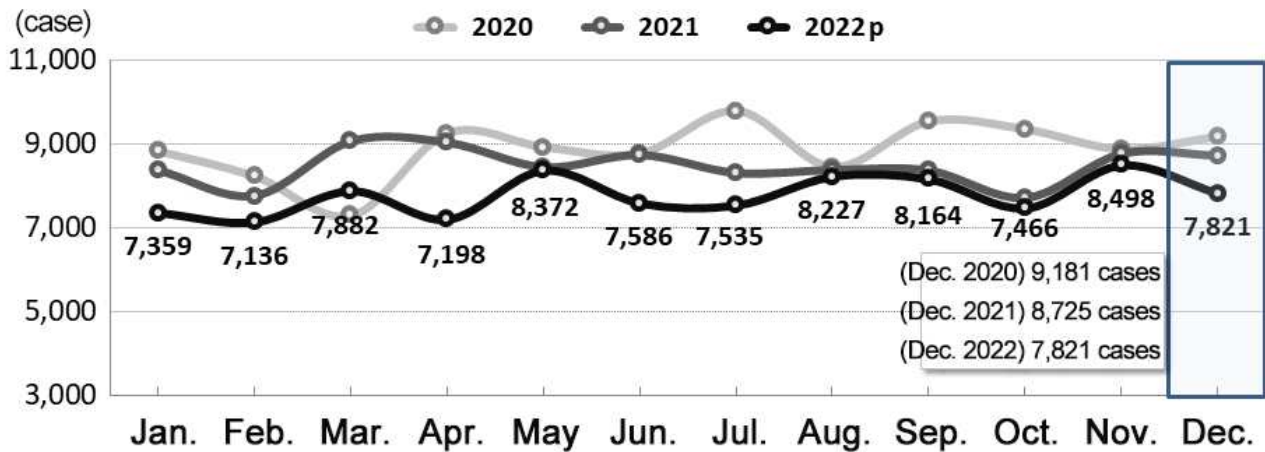
4. Divorce

- The number of divorces was 7,821 cases in December, which declined by 904 cases (-10.4%) year-on-year.

[Table] Number of divorces and percent changes

	2020	2021	2022 ^P	2021		2022 ^P		
				Nov.	Dec.	Oct.	Nov.	Dec.
Number of divorces (case)	106,500	101,673	93,244	8,770	8,725	7,466	8,498	7,821
Year-on-year percent change (%)	-3.9	-4.5	-8.3	-1.2	-5.0	-3.1	-3.1	-10.4

[Figure] Divorce by month



5. Natural increase

- The natural increase (Live births - Deaths) recorded a negative figure of -16,557 persons in December.

[Table] Natural increase

	2020	2021	2022 ^P	2021		2022 ^P		
				Nov.	Dec.	Oct.	Nov.	Dec.
Natural increase (person)	-32,611	-57,118	-123,795	-8,537	-14,485	-9,130	-11,198	-16,557

[Figure] Natural increase by month

