



Vital Statistics in January 2023

- The number of live births was 23,179 persons in January, dropping by 6.0% year-on-year.
- The number of deaths was 32,703 persons in January, rising by 9.6% year-on-year.
- The number of marriages was 17,926 cases in January, rising by 21.5% year-on-year.
- The number of divorces was 7,251 cases in January, falling by 1.4% year-on-year.
- The natural increase (Live births - Deaths) marked a negative figure of -9,524 persons.

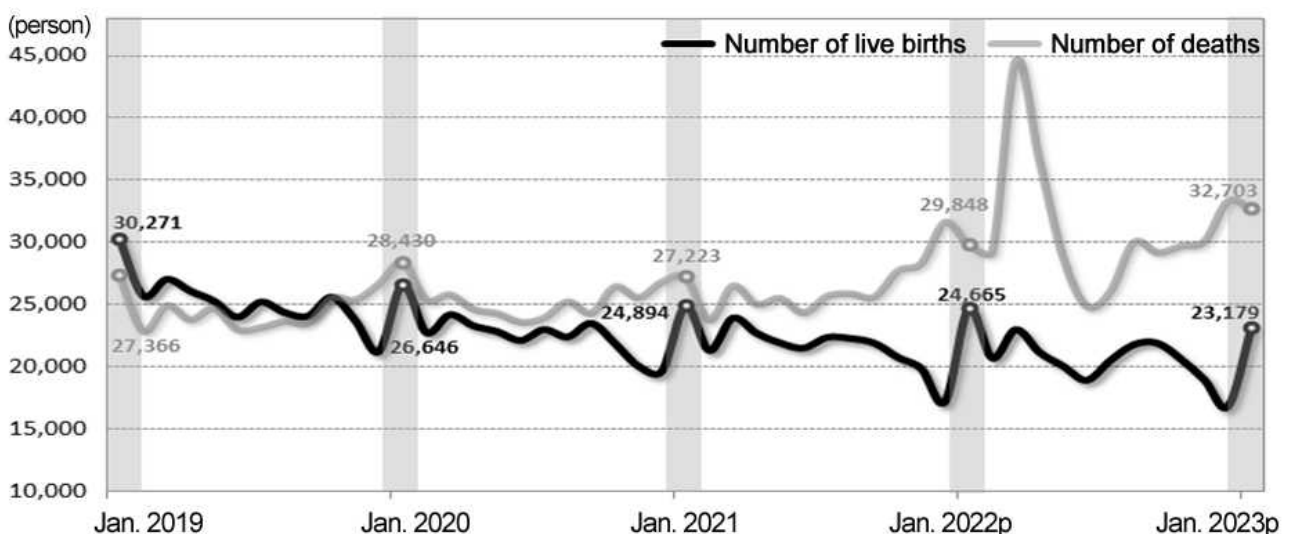
<Vital Statistics>

(Unit: person (case), person (case) per 1,000 population, %)

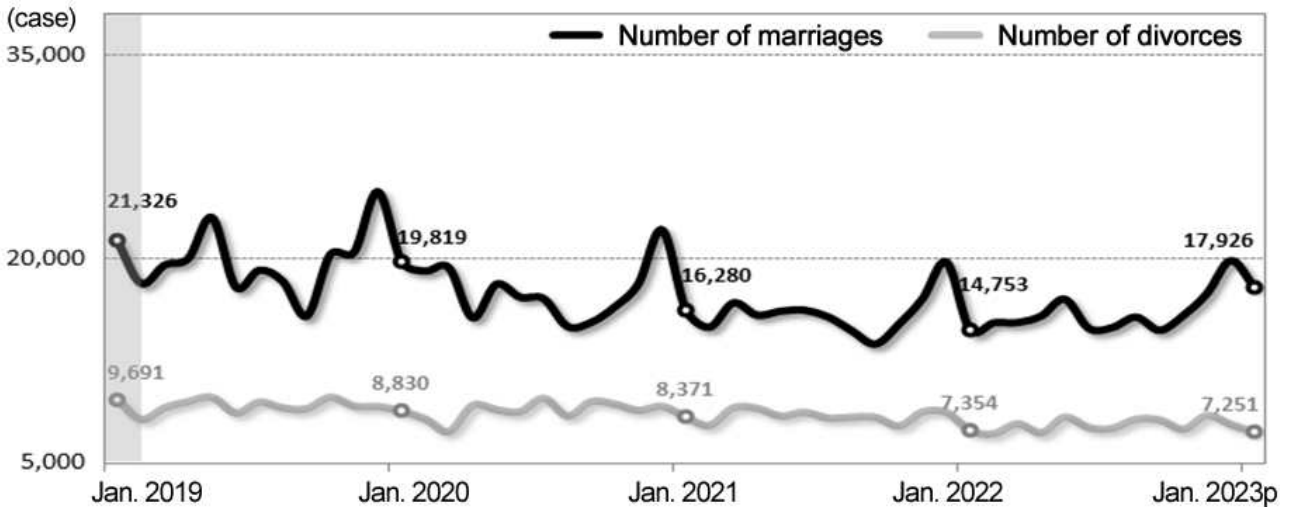
	Number of live births		Number of deaths		Natural increase		Number of marriages		Number of divorces	
		Crude birth rate		Crude death rate		Natural increase rate		Crude marriage rate		Crude divorce rate
Jan. 2022 ^p	24,665	5.7	29,848	6.8	-5,182	-1.2	14,753	3.4	7,354	1.7
Jan. 2023^p	23,179	5.3	32,703	7.5	-9,524	-2.2	17,926	4.1	7,251	1.7
Change	-1,486	-0.3	2,856	0.7	-4,342	-1.0	3,173	0.7	-103	-0.0
Percent change	-6.0	-	9.6	-	-	-	21.5	-	-1.4	-

<Trends in Vital Statistics>

◦ Live birth and death



◦ Marriage and divorce



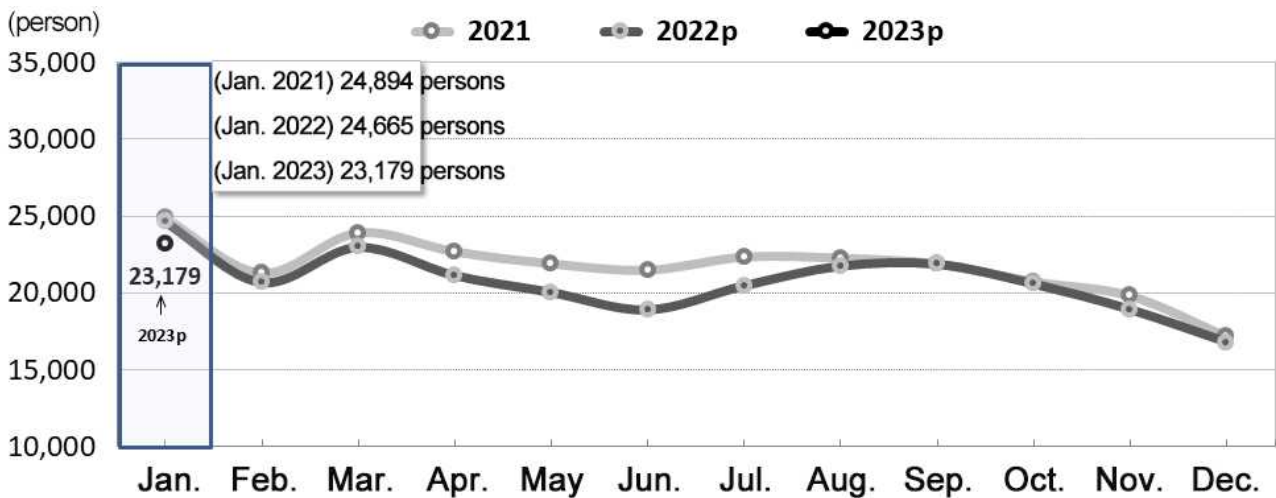
1. Live birth

- The number of live births was 23,179 persons in January, which dropped by 1,486 persons (-6.0%) year-on-year.

[Table] Number of live births and percent changes

	2020	2021	2022 ^p	2021	2022 ^p			2023 ^p
				Jan.	Jan.	Nov.	Dec.	Jan.
Number of live births (person)	272,337	260,562	249,031	24,894	24,665	18,940	16,803	23,179
Year-on-year percent change (%)	-10.0	-4.3	-4.4	-6.6	-0.9	-4.5	-2.2	-6.0

[Figure] Live birth by month



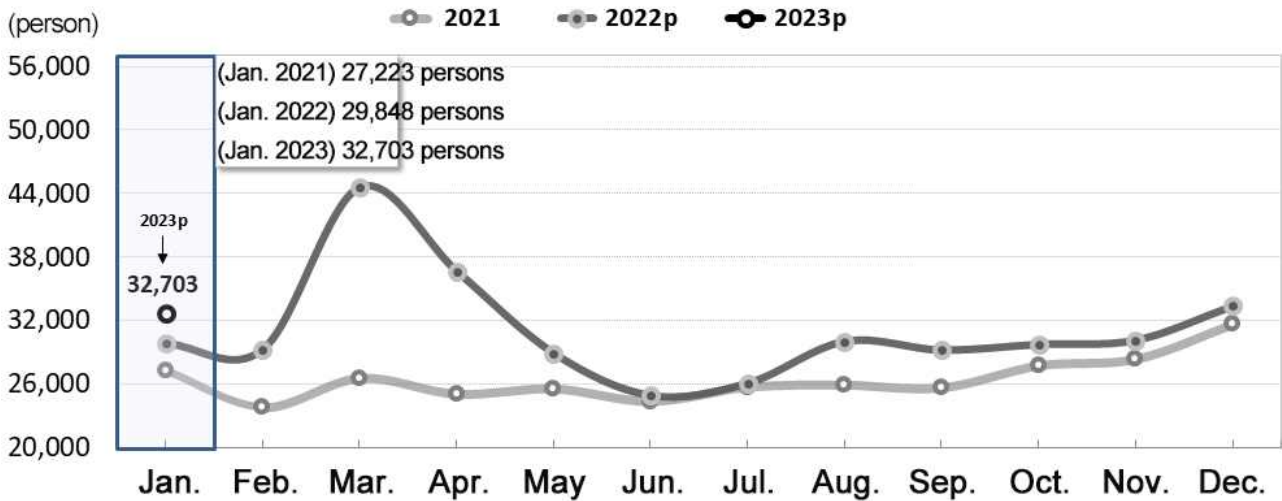
2. Death

- The number of deaths was 32,703 persons in January, which grew by 2,856 persons (9.6%) year-on-year.

[Table] Number of deaths and percent change

	2020	2021	2022 ^p	2021	2022 ^p			2023 ^p
				Jan.	Jan.	Nov.	Dec.	Jan.
Number of deaths (person)	304,948	317,680	372,826	27,223	29,848	30,138	33,360	32,703
Year-on-year percent change (%)	3.3	4.2	17.4	-4.2	9.6	6.2	5.4	9.6

[Figure] Death by month



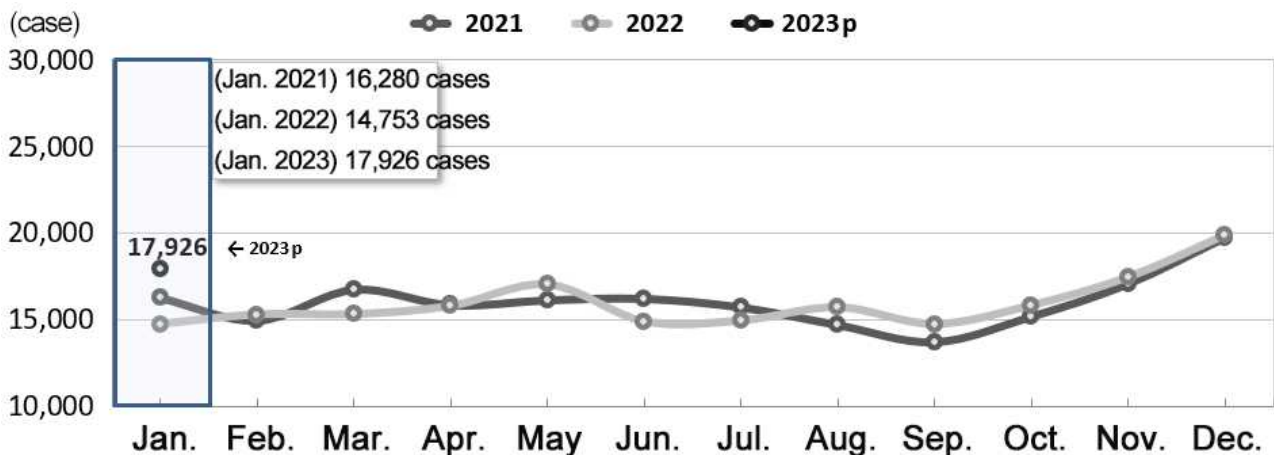
3. Marriage

- The number of marriages was 17,926 cases in January, which went up by 3,173 cases (21.5%) year-on-year.

[Table] Number of marriages and percent changes

	2020	2021	2022	2021	2022			2023 ^p
				Jan.	Jan.	Nov.	Dec.	Jan.
Number of marriages (case)	213,502	192,507	191,690	16,280	14,753	17,455	19,883	17,926
Year-on-year percent change (%)	-10.7	-9.8	-0.4	-17.9	-9.4	2.1	0.6	21.5

[Figure] Marriage by month



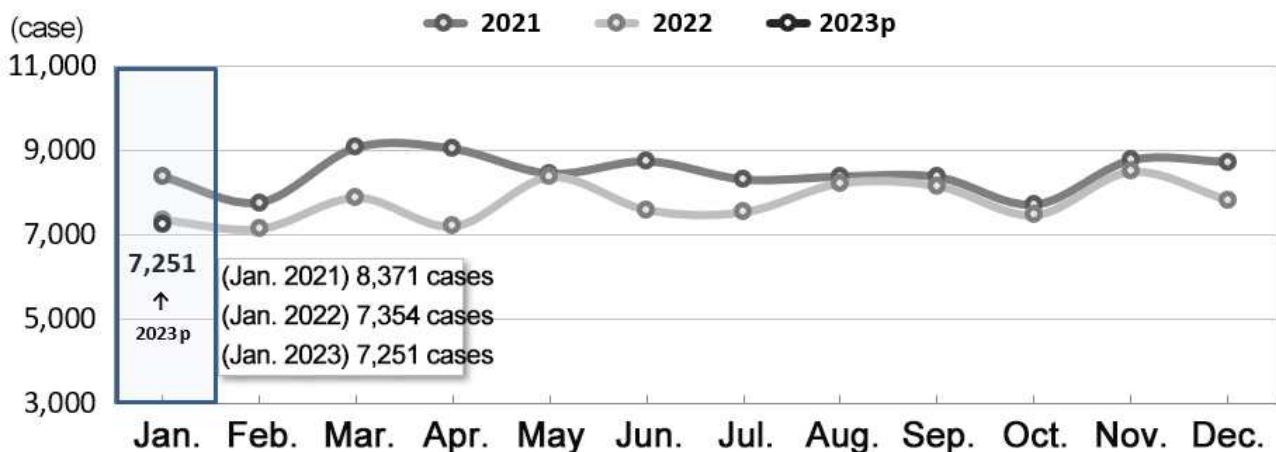
4. Divorce

- The number of divorces was 7,251 cases in January, which declined by 103 cases (-1.4%) year-on-year.

[Table] Number of divorces and percent changes

	2020	2021	2022	2021	2022			2023 ^P
				Jan.	Jan.	Nov.	Dec.	Jan.
Number of divorces (case)	106,500	101,673	93,232	8,371	7,354	8,498	7,821	7,251
Year-on-year percent change (%)	-3.9	-4.5	-8.3	-5.2	-5.0	-3.1	-10.4	-1.4

[Figure] Divorce by month



5. Natural increase

- The natural increase (Live births - Deaths) recorded a negative figure of -9,524 persons in January.

[Table] Natural increase

	2020	2021	2022 ^P	2021	2022 ^P			2023 ^P
				Jan.	Jan.	Nov.	Dec.	Jan.
Natural increase (person)	-32,611	-57,118	-123,795	-2,329	-5,182	-11,198	-16,557	-9,524

[Figure] Natural increase by month

