



Statistics Korea

## Press Release

다시, 대한민국!  
새로운 국민의 나라

Embargo 12:00 P.M., May 24, 2023 Embargo 8:30A.M., May 24, 2023

# Vital Statistics in March 2023

Contact Division	Social Statistics Bureau Vital Statistics Division	Contact Person	Lim, Young-il	(042-481-2250)
------------------	---	----------------	---------------	----------------

## Vital Statistics in March 2023

- The number of live births was 21,138 persons in March, dropping by 8.1% year-on-year.
- The number of deaths was 28,922 persons in March, declining by 35.2% year-on-year.
- The number of marriages was 18,192 cases in March, rising by 18.8% year-on-year.
- The number of divorces was 8,255 cases in March, growing by 4.7% year-on-year.
- The natural increase (Live births - Deaths) marked a negative figure of -7,784 persons.

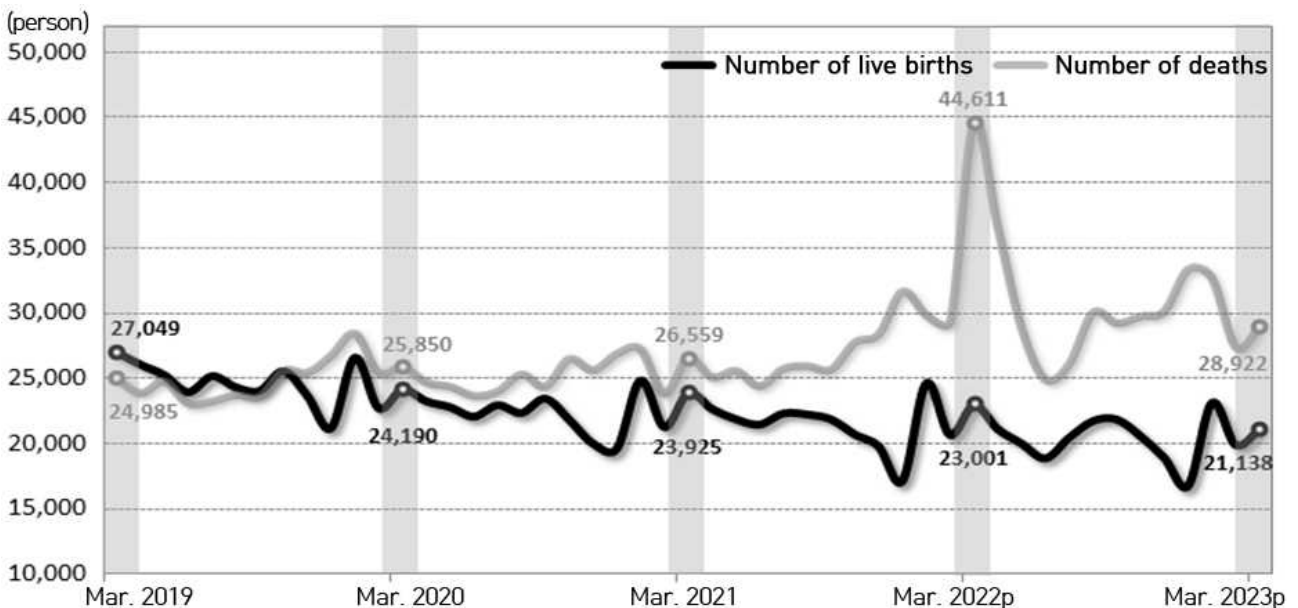
### <Vital Statistics>

(Unit: person (case), person (case) per 1,000 population, %)

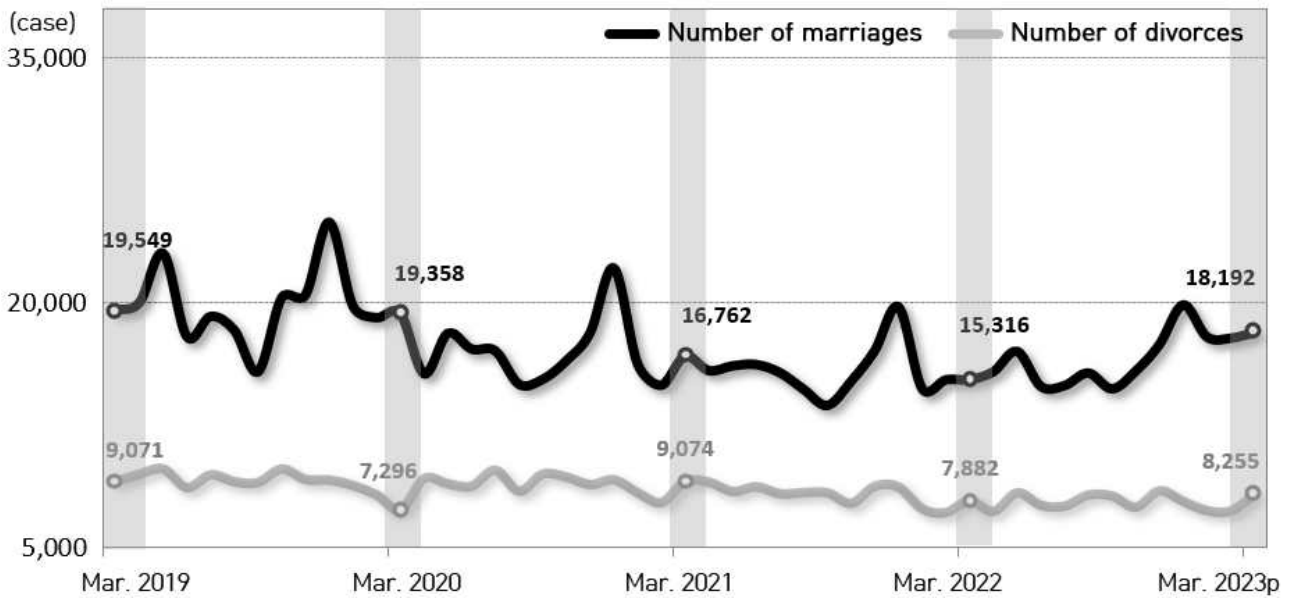
	Number of live births		Number of deaths		Natural increase		Number of marriages		Number of divorces	
		Crude birth rate		Crude death rate		Natural increase rate		Crude marriage rate		Crude divorce rate
March 2022 <sup>P</sup>	23,001	5.3	44,611	10.2	-21,609	-5.0	15,316	3.5	7,882	1.8
<b>March 2023<sup>P</sup></b>	<b>21,138</b>	<b>4.9</b>	<b>28,922</b>	<b>6.7</b>	<b>-7,784</b>	<b>-1.8</b>	<b>18,192</b>	<b>4.2</b>	<b>8,255</b>	<b>1.9</b>
Change	-1,864	-0.4	-15,689	-3.6	13,825	3.2	2,876	0.7	373	0.1
Percent change	-8.1	-	-35.2	-	-	-	18.8	-	4.7	-

### <Trends in Vital Statistics>

- Live birth and death



○ Marriage and divorce



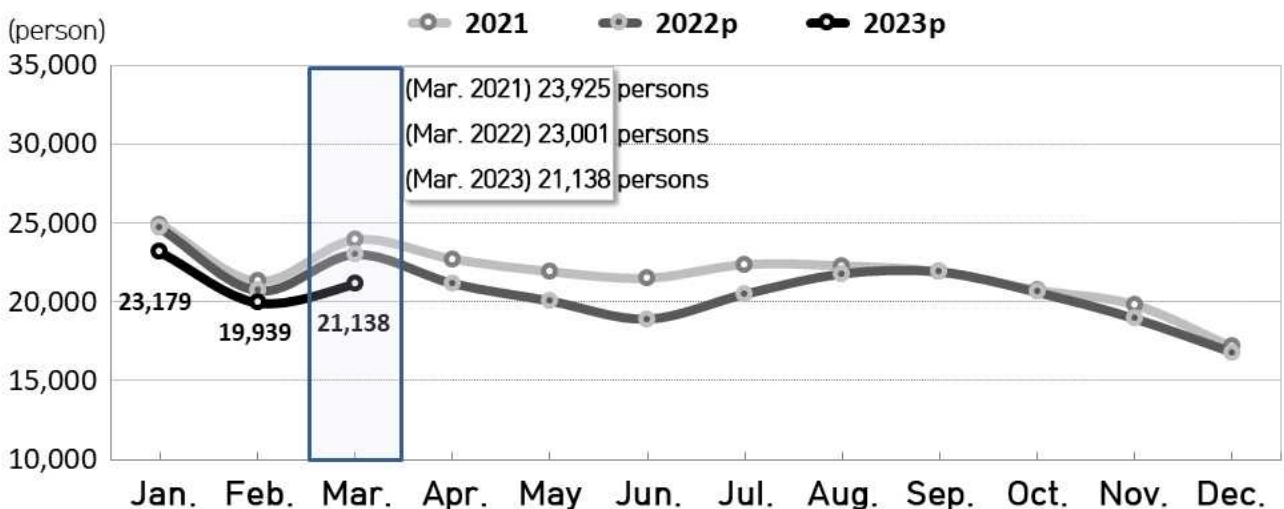
## 1. Live birth

- The number of live births was 21,138 persons in March, which dropped by 1,864 persons (-8.1%) year-on-year.

[Table] Number of live births and percent changes

	2021	2022 <sup>p</sup>	2022 <sup>p</sup>		2023 <sup>p</sup>			
			March	Jan. ~ March	Jan.	Feb.	March	Jan. ~ March
Number of live births (person)	260,562	249,031	23,001	68,371	23,179	19,939	21,138	64,256
Year-on-year percent change (%)	-4.3	-4.4	-3.9	-2.5	-6.0	-3.7	-8.1	-6.0

[Figure] Live birth by month



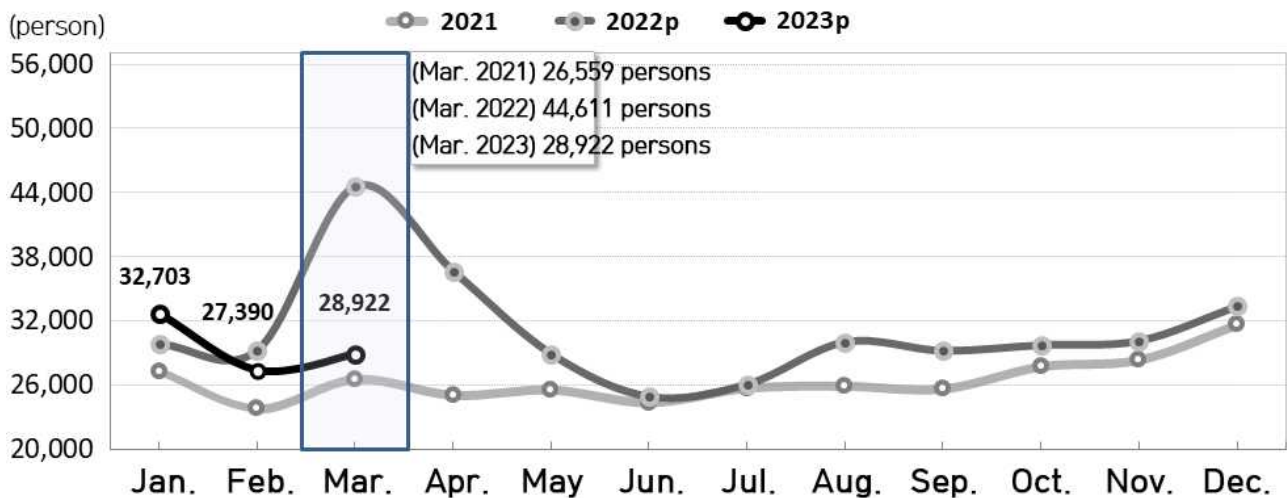
## 2. Death

- The number of deaths was 28,922 persons in March, which fell by 15,689 persons (-35.2%) year-on-year.

[Table] Number of deaths and percent change

	2021	2022 <sup>p</sup>	2022 <sup>p</sup>		2023 <sup>p</sup>			
			March	Jan. ~ March	Jan.	Feb.	March	Jan. ~ March
Number of deaths (person)	317,680	372,826	44,611	103,753	32,703	27,390	<b>28,922</b>	89,015
Year-on-year percent change (%)	4.2	17.4	68.0	33.8	9.6	-6.5	<b>-35.2</b>	-14.2

[Figure] Death by month



## 3. Marriage

- The number of marriages was 18,192 cases in March, which went up by 2,876 cases (18.8%) year-on-year.

[Table] Number of marriages and percent changes

	2021	2022	2022		2023 <sup>p</sup>			
			March	Jan. ~ March	Jan.	Feb.	March	Jan. ~ March
Number of marriages (case)	192,507	191,690	15,316	45,374	17,926	17,846	<b>18,192</b>	53,964
Year-on-year percent change (%)	-9.8	-0.4	-8.6	-5.5	21.5	16.6	<b>18.8</b>	18.9

[Figure] Marriage by month



#### 4. Divorce

- The number of divorces was 8,255 cases in March, which grew by 373 cases (4.7%) year-on-year.

[Table] Number of divorces and percent changes

	2021	2022	2022		2023 <sup>p</sup>			
			March	Jan. ~ March	Jan.	Feb.	March	Jan. ~ March
Number of divorces (case)	101,673	93,232	7,882	22,372	7,251	7,228	8,255	22,734
Year-on-year percent change (%)	-4.5	-8.3	-13.1	-11.2	-1.4	1.3	4.7	1.6

[Figure] Divorce by month



#### 5. Natural increase

- The natural increase (Live births - Deaths) recorded a negative figure of -7,784 persons in March.

[Table] Natural increase

	2021	2022 <sup>p</sup>	2022 <sup>p</sup>		2023 <sup>p</sup>			
			March	Jan. ~ March	Jan.	Feb.	March	Jan. ~ March
Natural increase (person)	-57,118	-123,795	-21,609	-35,382	-9,524	-7,452	<b>-7,784</b>	-24,760

[Figure] Natural increase by month

