



Statistics Korea

## Press Release

다시, 대한민국!  
새로운 국민의 나라

Embargo 12:00 P.M., June 28, 2023 Embargo 8:30A.M., June 28, 2023

# Vital Statistics in April 2023

Contact Division	Social Statistics Bureau Vital Statistics Division	Contact Person	Lim, Young-il	(042-481-2250)
------------------	---	----------------	---------------	----------------

## Vital Statistics in April 2023

- The number of live births was 18,484 persons in April, falling by 12.7% year-on-year.
- The number of deaths was 27,581 persons in April, declining by 24.8% year-on-year.
- The number of marriages was 14,475 cases in April, dropping by 8.4% year-on-year.
- The number of divorces was 7,288 cases in April, rising by 1.3% year-on-year.
- The natural increase (Live births - Deaths) marked a negative figure of -9,097 persons.

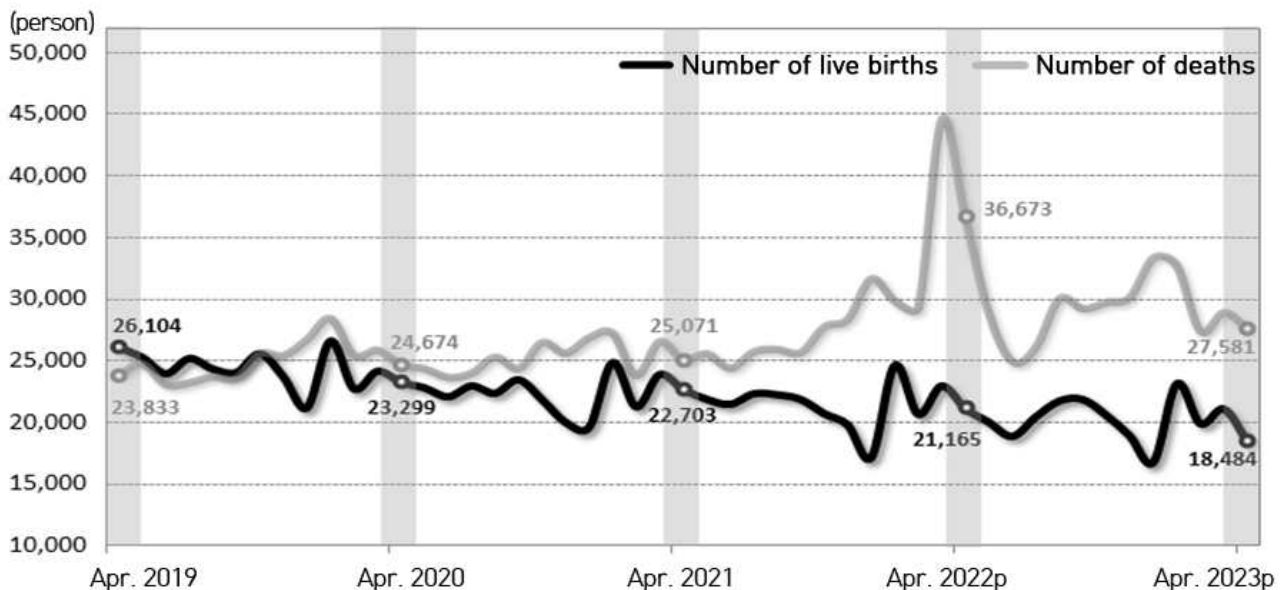
### <Vital Statistics>

(Unit: person (case), person (case) per 1,000 population, %)

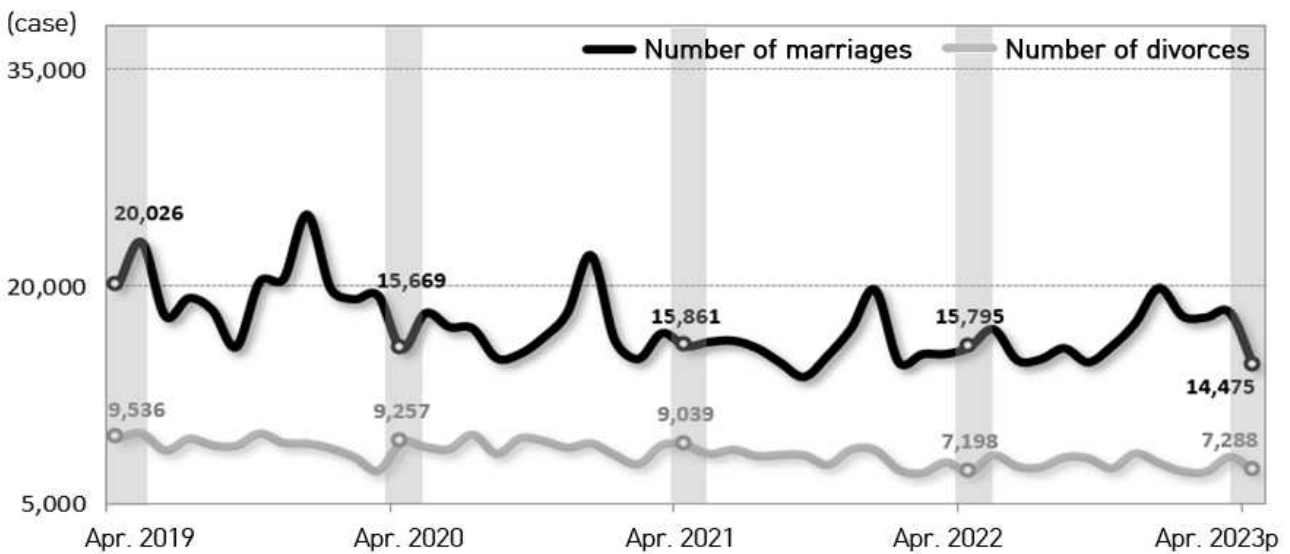
	Number of live births		Number of deaths		Natural increase		Number of marriages		Number of divorces	
	Number	Crude birth rate	Number	Crude death rate	Number	Natural increase rate	Number	Crude marriage rate	Number	Crude divorce rate
April 2022 <sup>p</sup>	21,165	5.0	36,673	8.7	-15,508	-3.7	15,795	3.7	7,198	1.7
<b>April 2023<sup>p</sup></b>	<b>18,484</b>	<b>4.4</b>	<b>27,581</b>	<b>6.6</b>	<b>-9,097</b>	<b>-2.2</b>	<b>14,475</b>	<b>3.4</b>	<b>7,288</b>	<b>1.7</b>
Change	-2,681	-0.6	-9,091	-2.1	6,410	1.5	-1,320	-0.3	90	0.0
Percent change	-12.7	-	-24.8	-	-	-	-8.4	-	1.3	-

### <Trends in Vital Statistics>

- Live birth and death



○ Marriage and divorce



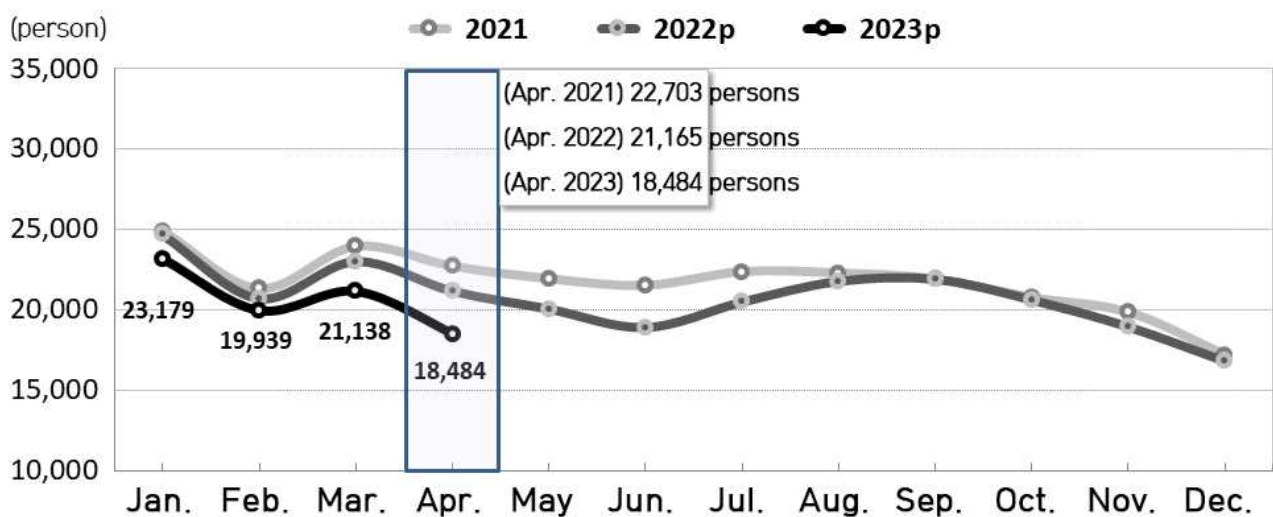
## 1. Live birth

- The number of live births was 18,484 persons in April, which fell by 2,681 persons (-12.7%) year-on-year.

[Table] Number of live births and percent changes

	2021	2022 <sup>p</sup>	2022 <sup>p</sup>		2023 <sup>p</sup>			
			April	Jan. ~ April	Feb.	March	April	Jan. ~ April
Number of live births (person)	260,562	249,031	21,165	89,536	19,939	21,138	<b>18,484</b>	82,740
Year-on-year percent change (%)	-4.3	-4.4	-6.8	-3.5	-3.7	-8.1	<b>-12.7</b>	-7.6

[Figure] Live birth by month



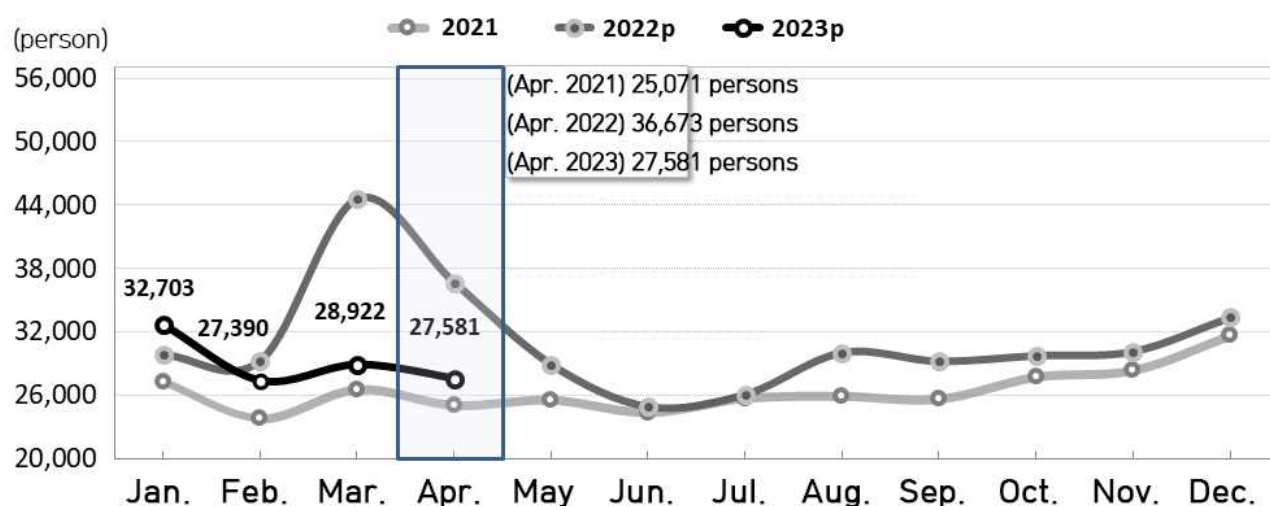
## 2. Death

- The number of deaths was 27,581 persons in April, which fell by 9,091 persons (-24.8%) year-on-year.

[Table] Number of deaths and percent change

	2021	2022 <sup>p</sup>	2022 <sup>p</sup>		2023 <sup>p</sup>			
			April	Jan. ~ April	Feb.	March	April	Jan. ~ April
Number of deaths (person)	317,680	372,826	36,673	140,426	27,390	28,922	<b>27,581</b>	116,597
Year-on-year percent change (%)	4.2	17.4	46.3	36.8	-6.5	-35.2	<b>-24.8</b>	-17.0

[Figure] Death by month



### 3. Marriage

- The number of marriages was 14,475 cases in April, which went down by 1,320 cases (-8.4%) year-on-year.

[Table] Number of marriages and percent changes

	2021	2022	2022		2023 <sup>p</sup>			
			April	Jan. ~ April	Feb.	March	April	Jan. ~ April
Number of marriages (case)	192,507	191,690	15,795	61,169	17,846	18,192	<b>14,475</b>	68,439
Year-on-year percent change (%)	-9.8	-0.4	-0.4	-4.2	16.6	18.8	<b>-8.4</b>	11.9

[Figure] Marriage by month

