



Statistics Korea

## Press Release

다시, 대한민국!  
새로운 국민의 나라

Embargo 12:00 P.M., Jul. 26, 2023 Embargo 8:30A.M., Jul. 26, 2023

# Vital Statistics in May 2023

Contact Division	Social Statistics Bureau Vital Statistics Division	Contact Person	Lim, Young-il	(042-481-2250)
------------------	---	----------------	---------------	----------------

## Vital Statistics in May 2023

- The number of live births was 18,988 persons in May, falling by 5.3% year-on-year.
- The number of deaths was 28,958 persons in May, rising by 0.2% year-on-year.
- The number of marriages was 17,212 cases in May, rising by 1.0% year-on-year.
- The number of divorces was 8,393 cases in May, rising by 0.3% year-on-year.
- The natural increase (Live births - Deaths) marked a negative figure of -9,970 persons.

### <Vital Statistics>

(Unit: person (case), person (case) per 1,000 population, %)

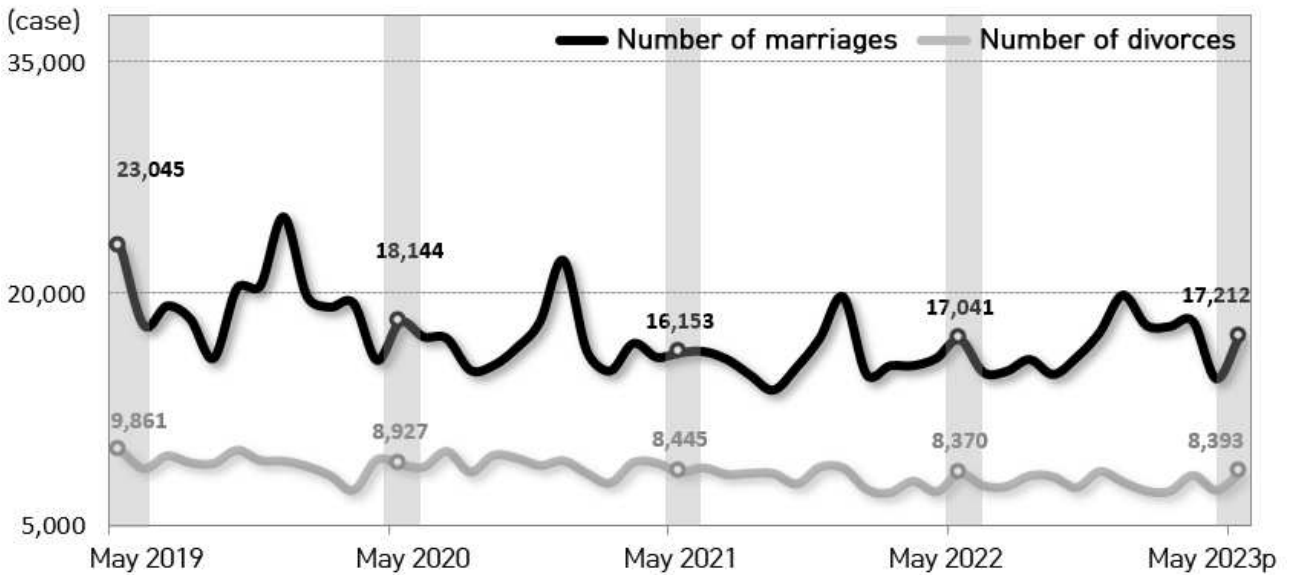
	Number of live births		Number of deaths		Natural increase		Number of marriages		Number of divorces	
	Number	Crude birth rate	Number	Crude death rate	Number	Natural increase rate	Number	Crude marriage rate	Number	Crude divorce rate
May 2022 <sup>p</sup>	20,057	4.6	28,908	6.6	-8,851	-2.0	17,041	3.9	8,370	1.9
<b>May 2023<sup>p</sup></b>	<b>18,988</b>	<b>4.4</b>	<b>28,958</b>	<b>6.7</b>	<b>-9,970</b>	<b>-2.3</b>	<b>17,212</b>	<b>4.0</b>	<b>8,393</b>	<b>1.9</b>
Change	-1,069	-0.2	50	0.0	-1,119	-0.3	171	0.0	23	0.0
Percent change	-5.3	-	0.2	-	-	-	1.0	-	0.3	-

### <Trends in Vital Statistics>

- Live birth and death



○ Marriage and divorce



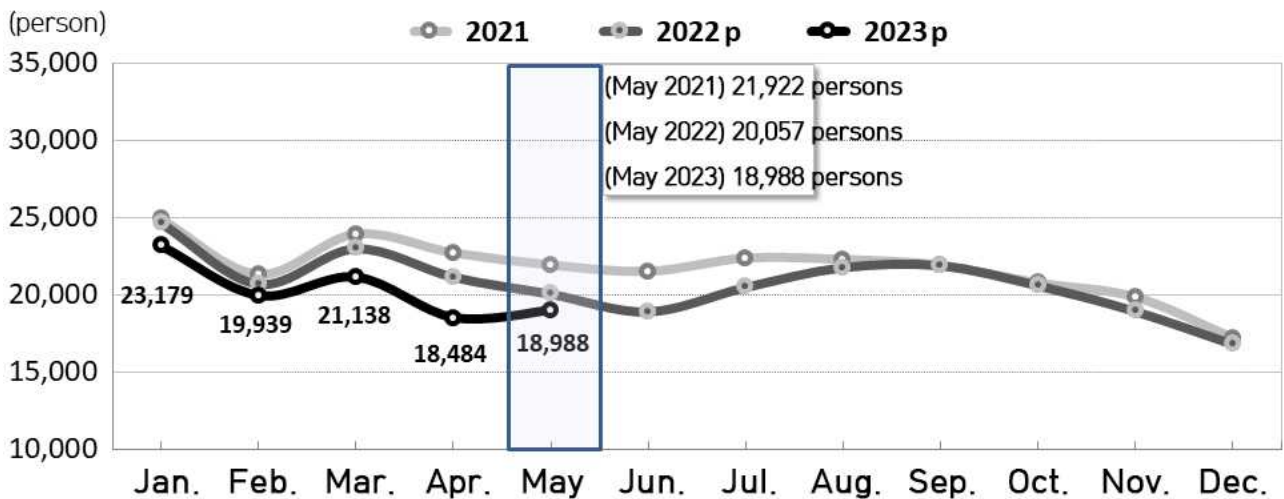
### 1. Live birth

- The number of live births was 18,988 persons in May, which fell by 1,069 persons (-5.3%) year-on-year.

[Table] Number of live births and percent changes

	2021	2022 <sup>p</sup>	2022 <sup>p</sup>		2023 <sup>p</sup>			
			May	Jan. ~ May	March	April	May	Jan. ~ May
Number of live births (person)	260,562	249,031	20,057	109,593	21,138	18,484	<b>18,988</b>	101,728
Year-on-year percent change (%)	-4.3	-4.4	-8.5	-4.5	-8.1	-12.7	<b>-5.3</b>	-7.2

[Figure] Live birth by month



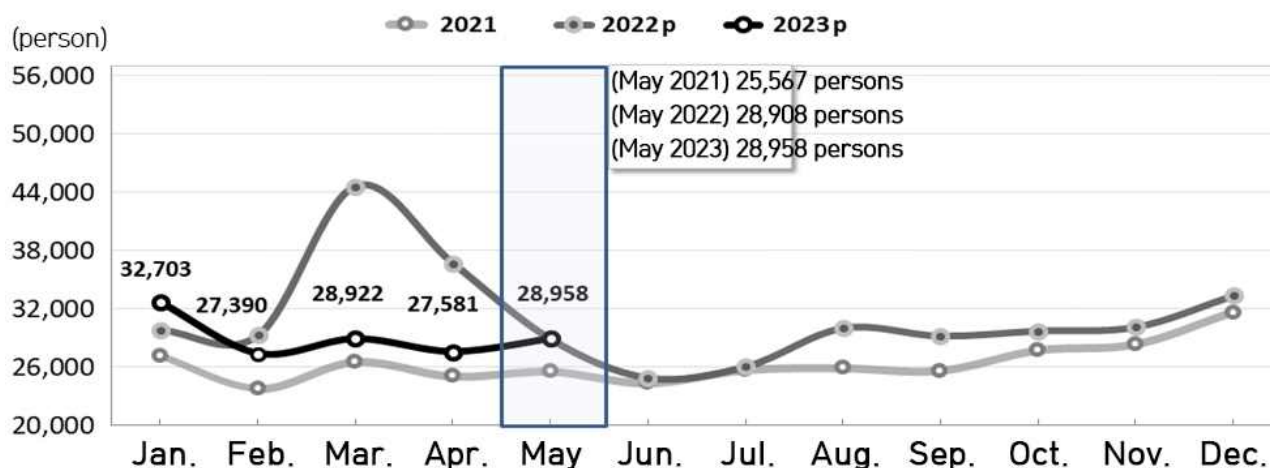
### 2. Death

- The number of deaths was 28,958 persons in May, which grew by 50 persons (0.2%) year-on-year.

[Table] Number of deaths and percent change

	2021	2022 <sup>p</sup>	2022 <sup>p</sup>		2023 <sup>p</sup>			
			May	Jan. ~ May	March	April	May	Jan. ~ May
Number of deaths (person)	317,680	372,826	28,908	169,334	28,922	27,581	<b>28,958</b>	145,554
Year-on-year percent change (%)	4.2	17.4	13.1	32.1	-35.2	-24.8	<b>0.2</b>	-14.0

[Figure] Death by month



### 3. Marriage

- The number of marriages was 17,212 cases in May, which went up by 171 cases (1.0%) year-on-year.

[Table] Number of marriages and percent changes

	2021	2022	2022		2023 <sup>p</sup>			
			May	Jan. ~ May	March	April	May	Jan. ~ May
Number of marriages (case)	192,507	191,690	17,041	78,210	18,192	14,475	<b>17,212</b>	85,651
Year-on-year percent change (%)	-9.8	-0.4	5.5	-2.3	18.8	-8.4	<b>1.0</b>	9.5

[Figure] Marriage by month



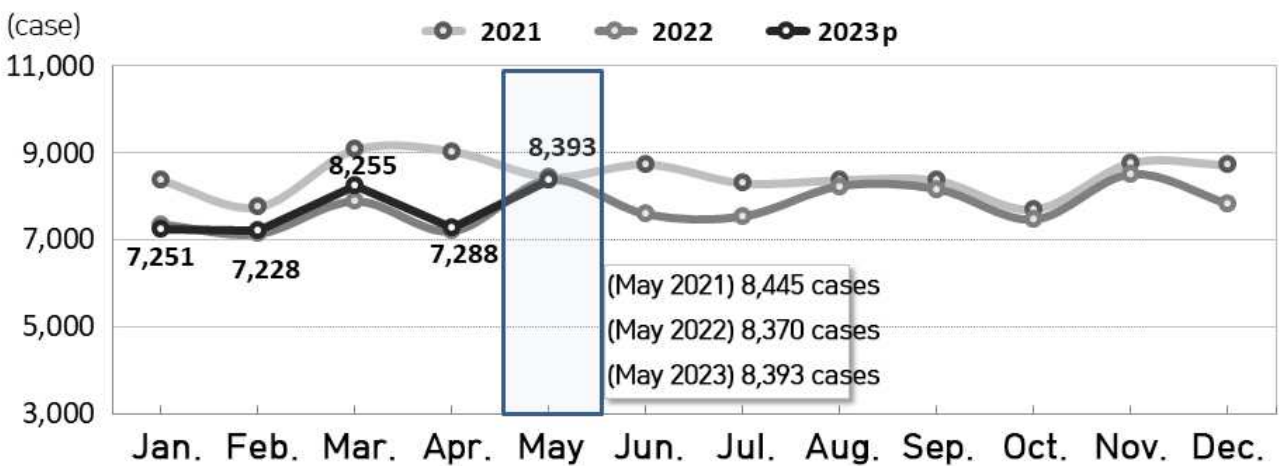
## 4. Divorce

- The number of divorces was 8,393 cases in May, which grew by 23 cases (0.3%) year-on-year.

[Table] Number of divorces and percent changes

	2021	2022	2022		2023 <sup>p</sup>			
			May	Jan. ~ May	March	April	May	Jan. ~ May
Number of divorces (case)	101,673	93,232	8,370	37,940	8,255	7,288	<b>8,393</b>	38,415
Year-on-year percent change (%)	-4.5	-8.3	-0.9	-11.1	4.7	1.3	<b>0.3</b>	1.3

[Figure] Divorce by month



## 5. Natural increase

- The natural increase (Live births - Deaths) recorded a negative figure of -9,970 persons in May.

[Table] Natural increase

	2021	2022 <sup>p</sup>	2022 <sup>p</sup>		2023 <sup>p</sup>			
			May	Jan. ~ May	March	April	May	Jan. ~ May
Natural increase (person)	-57,118	-123,795	-8,851	-59,740	-7,784	-9,097	<b>-9,970</b>	-43,827

[Figure] Natural increase by month

