



Statistics Korea

Press Release

다시, 대한민국!
새로운 국민의 나라

Embargo 12:00 P.M., Aug. 30, 2023 Embargo 8:30A.M., Aug. 30, 2023

Vital Statistics in June 2023

Contact Division	Social Statistics Bureau Vital Statistics Division	Contact Person	Lim, Young-il	(042-481-2250)
------------------	---	----------------	---------------	----------------

Vital Statistics in June 2023

- The number of live births was 18,615 persons in June, dropping by 1.6% year-on-year.
- The number of deaths was 26,820 persons in June, rising by 7.6% year-on-year.
- The number of marriages was 16,053 cases in June, rising by 7.8% year-on-year.
- The number of divorces was 7,791 cases in June, rising by 2.7% year-on-year.
- The natural increase (Live births - Deaths) marked a negative figure of -8,205 persons.

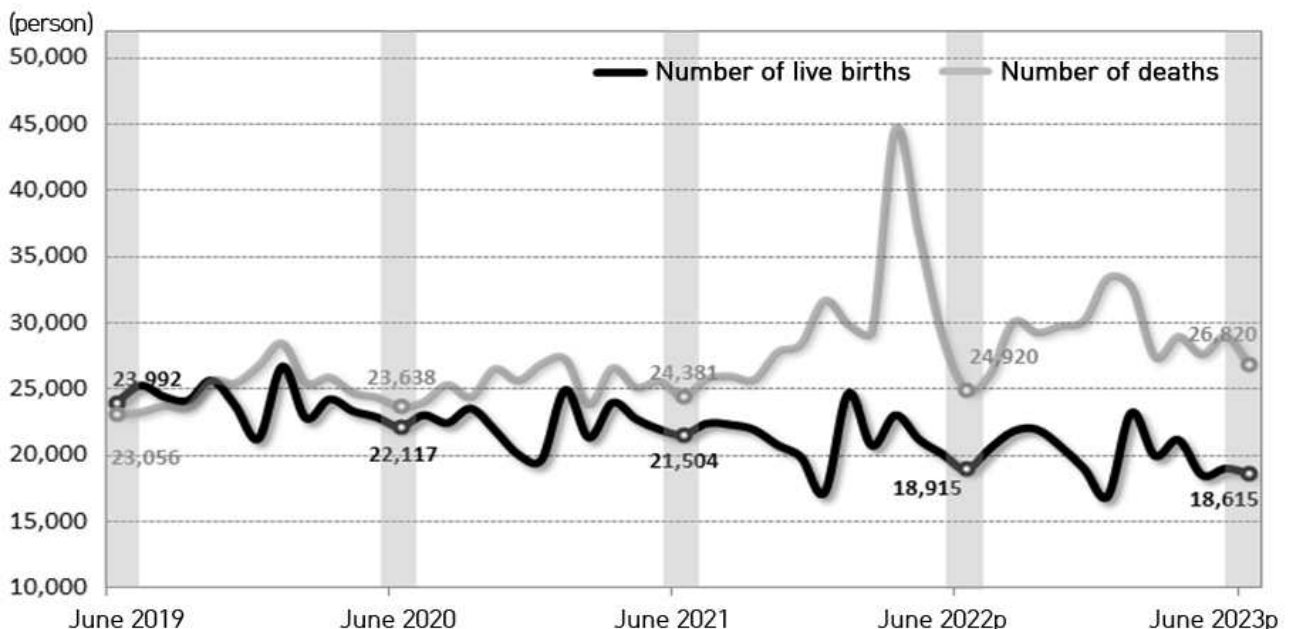
<Vital Statistics>

(Unit: person (case), person (case) per 1,000 population, %)

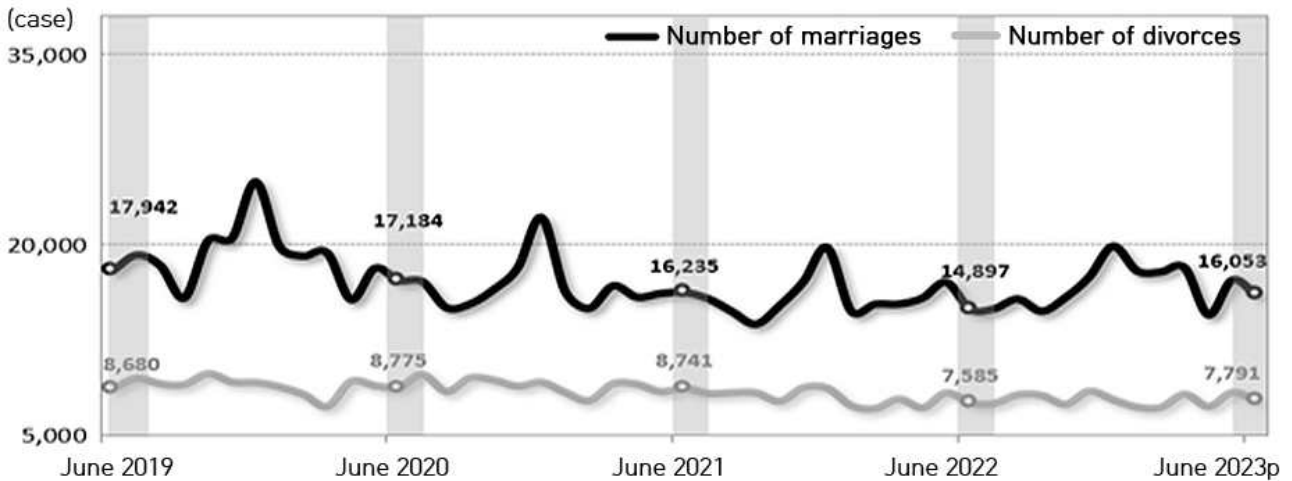
	Number of live births		Number of deaths		Natural increase		Number of marriages		Number of divorces	
	Number	Crude birth rate	Number	Crude death rate	Number	Natural increase rate	Number	Crude marriage rate	Number	Crude divorce rate
June 2022 ^p	18,915	4.5	24,920	5.9	-6,005	-1.4	14,897	3.5	7,585	1.8
June 2023^p	18,615	4.4	26,820	6.4	-8,205	-2.0	16,053	3.8	7,791	1.9
Change	-300	-0.1	1,900	0.5	-2,200	-0.5	1,156	0.3	206	0.1
Percent change	-1.6	-	7.6	-	-	-	7.8	-	2.7	-

<Trends in Vital Statistics>

- Live birth and death



○ Marriage and divorce



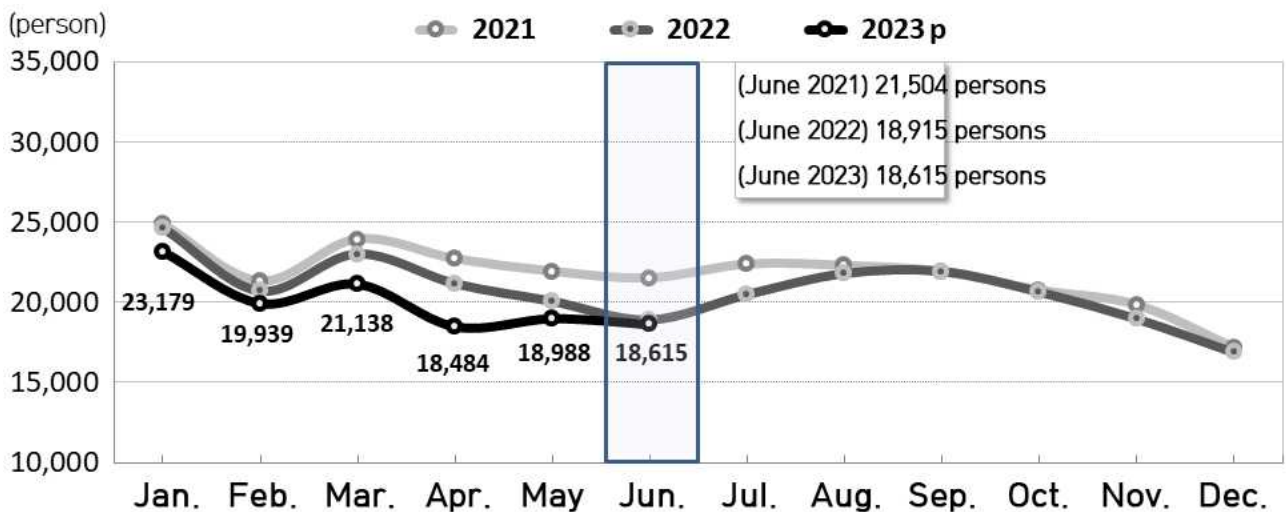
1. Live birth

- The number of live births was 18,615 persons in June, which fell by 300 persons (-1.6%) year-on-year.

[Table] Number of live births and percent changes

	2021	2022	2022		2023 ^p		
			June	Jan. ~ June	May	June	Jan. ~ June
Number of live births (person)	260,562	249,186	18,915	128,488	18,988	18,615	120,343
Year-on-year percent change (%)	-4.3	-4.4	-12.0	-5.7	-5.4	-1.6	-6.3

[Figure] Live birth by month



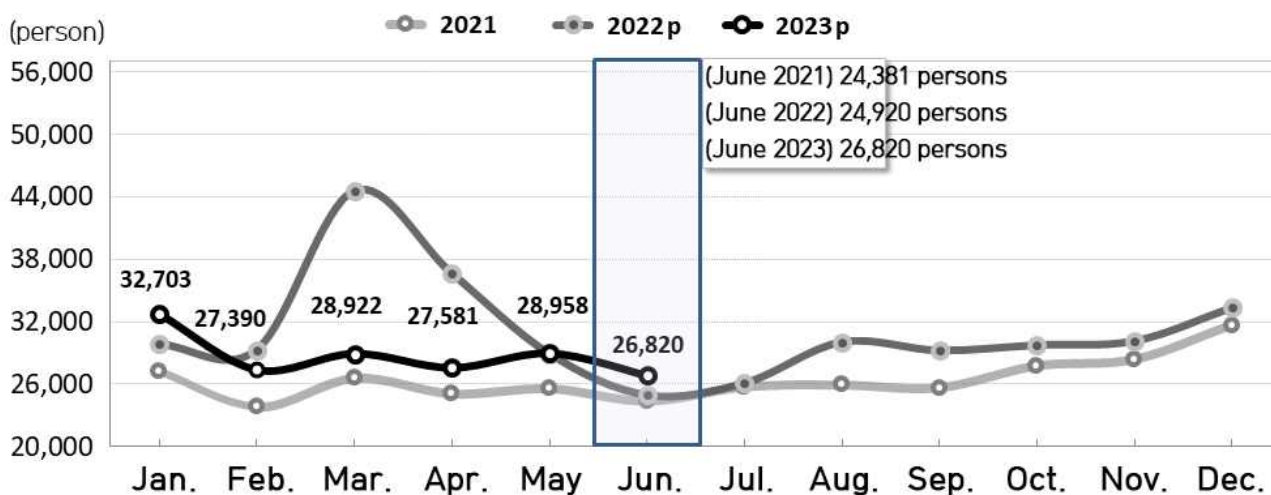
2. Death

- The number of deaths was 26,820 persons in June, which grew by 1,900 persons (7.6%) year-on-year.

[Table] Number of deaths and percent change

	2021	2022 ^p	2022 ^p		2023 ^p			
			June	Jan. ~ June	April	May	June	Jan. ~ June
Number of deaths (person)	317,680	372,826	24,920	194,253	27,581	28,958	26,820	172,374
Year-on-year percent change (%)	4.2	17.4	2.2	27.3	-24.8	0.2	7.6	-11.3

[Figure] Death by month



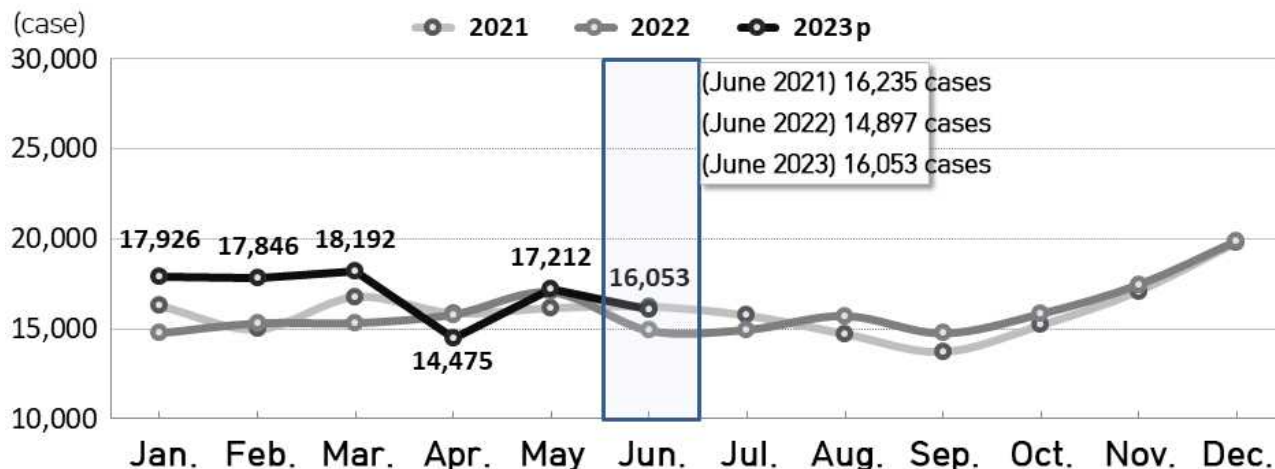
3. Marriage

- The number of marriages was 16,053 cases in June, which went up by 1,156 cases (7.8%) year-on-year.

[Table] Number of marriages and percent changes

	2021	2022	2022		2023 ^p			
			June	Jan. ~ June	April	May	June	Jan. ~ June
Number of marriages (case)	192,507	191,690	14,897	93,107	14,475	17,212	16,053	101,704
Year-on-year percent change (%)	-9.8	-0.4	-8.2	-3.3	-8.4	1.0	7.8	9.2

[Figure] Marriage by month



4. Divorce

- The number of divorces was 7,791 cases in June, which grew by 206 cases (2.7%) year-on-year.

[Table] Number of divorces and percent changes

	2021	2022	2022		2023 ^p			
			June	Jan. ~ June	April	May	June	Jan. ~ June
Number of divorces (case)	101,673	93,232	7,585	45,525	7,288	8,393	7,791	46,206
Year-on-year percent change (%)	-4.5	-8.3	-13.2	-11.5	1.3	0.3	2.7	1.5

[Figure] Divorce by month



5. Natural increase

- The natural increase (Live births - Deaths) recorded a negative figure of -8,205 persons in June.

[Table] Natural increase

	2021	2022 ^p	2022 ^p		2023 ^p			
			June	Jan. ~ June	April	May	June	Jan. ~ June
Natural increase (person)	-57,118	-123,640	-6,005	-65,765	-9,097	-9,970	-8,205	-52,032

[Figure] Natural increase by month

