



Statistics Korea

Press Release

다시, 대한민국!
새로운 국민의 나라

Embargo 12:00 P.M., Sep. 27, 2023 Embargo 8:30A.M., Sep. 27, 2023

Vital Statistics in July 2023

Contact Division	Social Statistics Bureau Vital Statistics Division	Contact Person	Lim, Young-il (042-481-2250)
------------------	---	----------------	------------------------------

Vital Statistics in July 2023

- The number of live births was 19,102 persons in July, dropping by 6.7% year-on-year.
- The number of deaths was 28,239 persons in July, rising by 8.3% year-on-year.
- The number of marriages was 14,155 cases in July, falling by 5.3% year-on-year.
- The number of divorces was 7,500 cases in July, dropping by 0.5% year-on-year.
- The natural increase (Live births - Deaths) marked a negative figure of -9,137 persons.

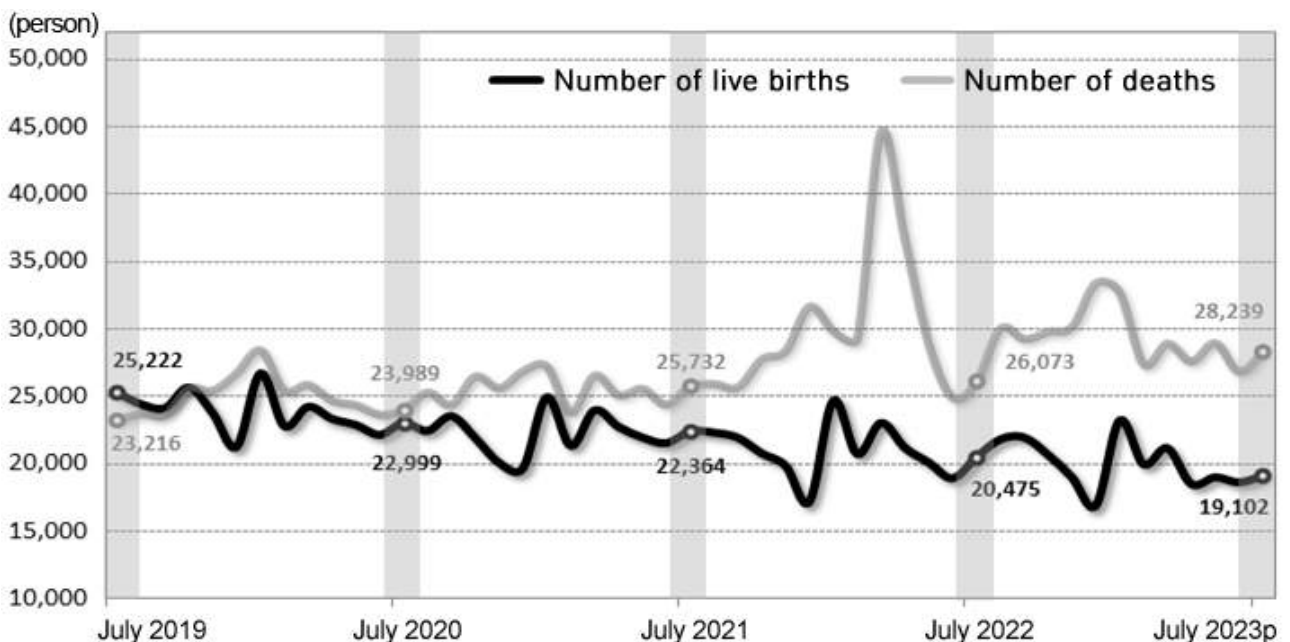
<Vital Statistics>

(Unit: person (case), person (case) per 1,000 population, %)

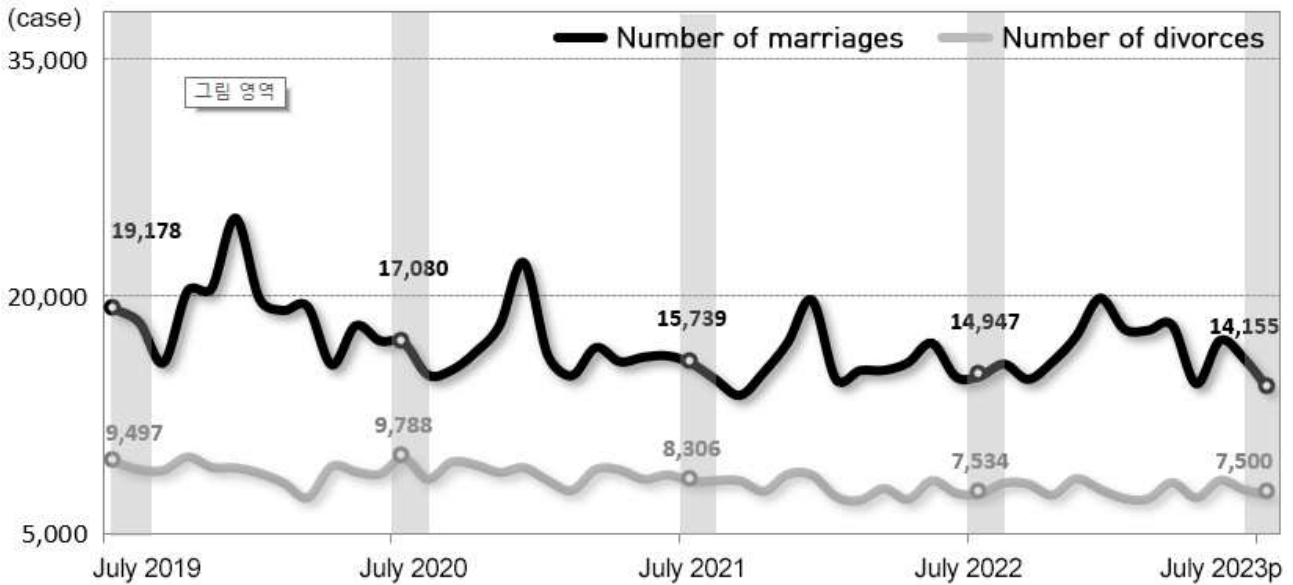
	Number of live births		Number of deaths		Natural increase		Number of marriages		Number of divorces	
	Number	Crude birth rate	Number	Crude death rate	Number	Natural increase rate	Number	Crude marriage rate	Number	Crude divorce rate
July 2022 ^p	20,475	4.7	26,073	6.0	-5,598	-1.3	14,947	3.4	7,534	1.7
July 2023^p	19,102	4.4	28,239	6.5	-9,137	-2.1	14,155	3.3	7,500	1.7
Change	-1,373	-0.3	2,166	0.5	-3,539	-0.8	-792	-0.2	-34	-0.0
Percent change	-6.7	-	8.3	-	-	-	-5.3	-	-0.5	-

<Trends in Vital Statistics>

- Live birth and death



○ Marriage and divorce



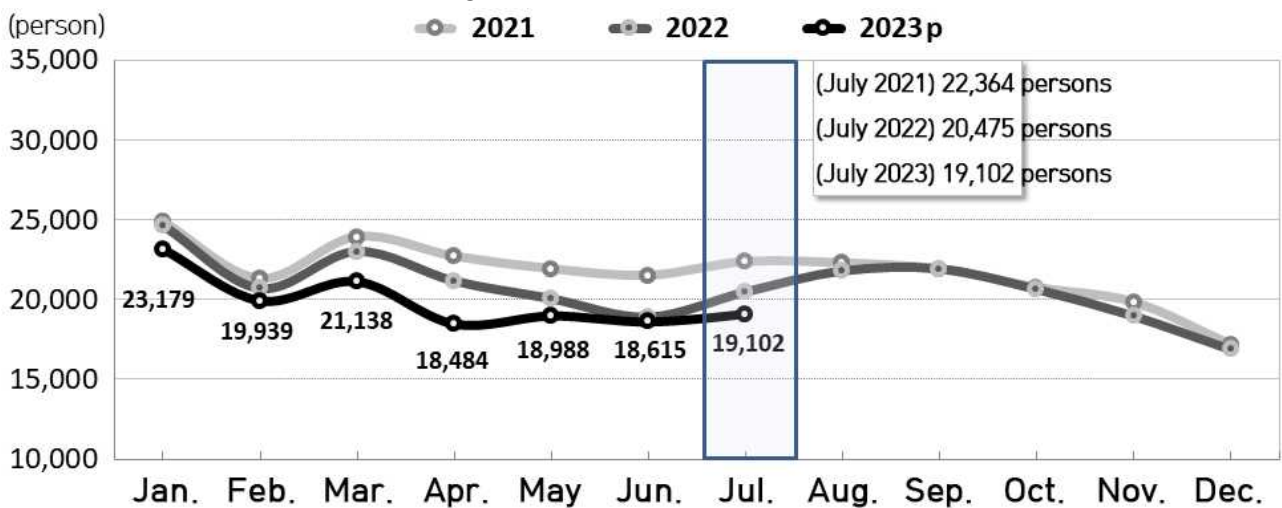
1. Live birth

- The number of live births was 19,102 persons in July, which fell by 1,373 persons (-6.7%) year-on-year.

[Table] Number of live births and percent changes

	2021	2022	2022		2023 ^p			
			July	Jan. ~ July	May	June	July	Jan. ~ July
Number of live births (person)	260,562	249,186	20,475	148,963	18,988	18,615	19,102	139,445
Year-on-year percent change (%)	-4.3	-4.4	-8.4	-6.1	-5.4	-1.6	-6.7	-6.4

[Figure] Live birth by month



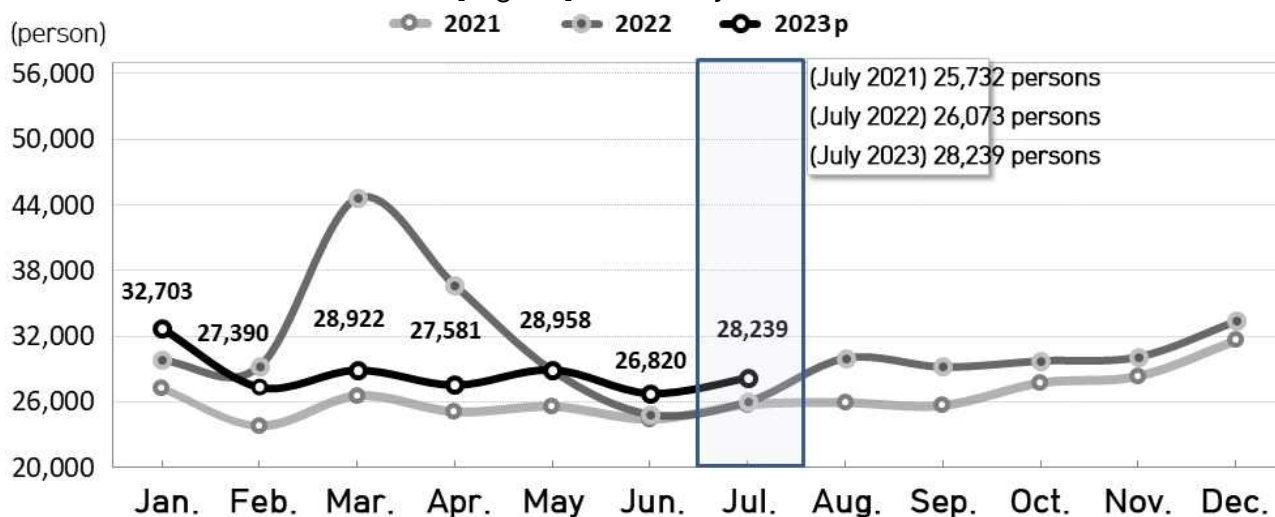
2. Death

- The number of deaths was 28,239 persons in July, which grew by 2,166 persons (8.3%) year-on-year.

[Table] Number of deaths and percent change

	2021	2022	2022		2023 ^p			
			July	Jan. ~ July	May	June	July	Jan. ~ July
Number of deaths (person)	317,680	372,939	26,073	220,317	28,958	26,820	28,239	200,613
Year-on-year percent change (%)	4.2	17.4	1.3	23.6	0.2	7.7	8.3	-8.9

[Figure] Death by month



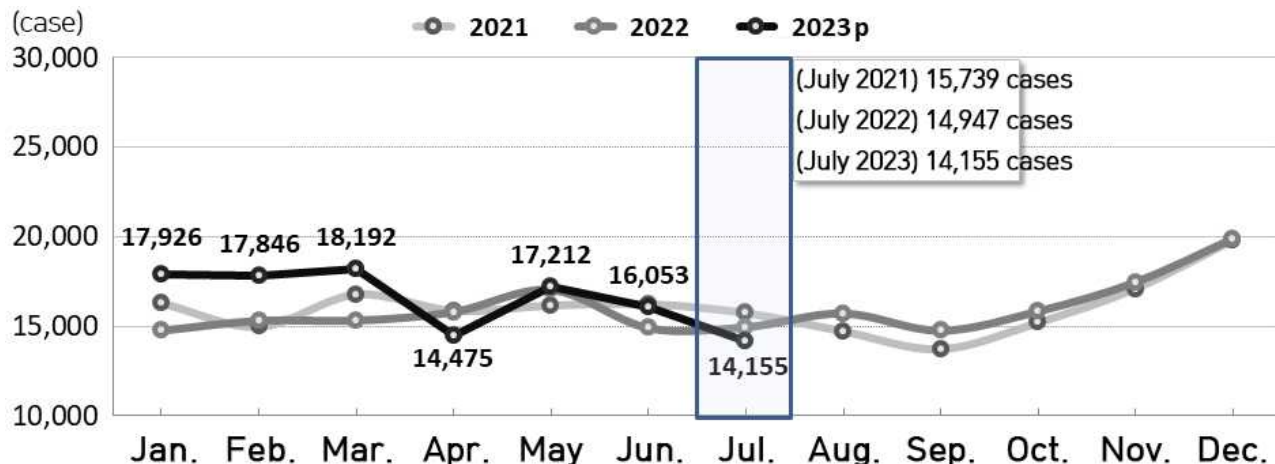
3. Marriage

- The number of marriages was 14,155 cases in July, which went down by 792 cases (-5.3%) year-on-year.

[Table] Number of marriages and percent changes

	2021	2022	2022		2023 ^p			
			July	Jan. ~ July	May	June	July	Jan. ~ July
Number of marriages (case)	192,507	191,690	14,947	108,054	17,212	16,053	14,155	115,859
Year-on-year percent change (%)	-9.8	-0.4	-5.0	-3.5	1.0	7.8	-5.3	7.2

[Figure] Marriage by month



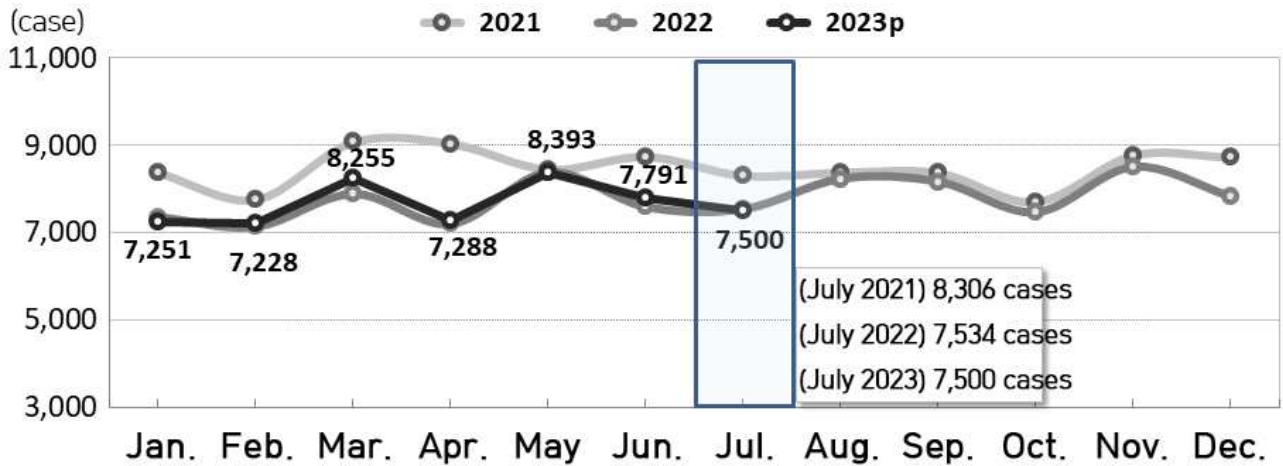
4. Divorce

- The number of divorces was 7,500 cases in July, which fell by 34 cases (-0.5%) year-on-year.

[Table] Number of divorces and percent changes

	2021	2022	2022		2023 ^p			
			July	Jan. ~ July	May	June	July	Jan. ~ July
Number of divorces (case)	101,673	93,232	7,534	53,059	8,393	7,791	7,500	53,706
Year-on-year percent change (%)	-4.5	-8.3	-9.3	-11.2	0.3	2.7	-0.5	1.2

[Figure] Divorce by month



5. Natural increase

- The natural increase (Live births - Deaths) recorded a negative figure of -9,137 persons in July.

[Table] Natural increase

	2021	2022	2022		2023 ^p			
			July	Jan. ~ July	May	June	July	Jan. ~ July
Natural increase (person)	-57,118	-123,753	-5,598	-71,354	-9,970	-8,205	-9,137	-61,168

[Figure] Natural increase by month

