



Statistics Korea

Press Release

다시, 대한민국!
새로운 국민의 나라

Embargo 12:00 P.M., Oct. 25, 2023 Embargo 8:30A.M., Oct. 25, 2023

Vital Statistics in August 2023

Contact Division	Social Statistics Bureau Vital Statistics Division	Contact Person	Lim, Young-il (042-481-2250)
------------------	-------------------------------------------------------	----------------	------------------------------

Vital Statistics in August 2023

- The number of live births was 18,984 persons in August, falling by 12.8% year-on-year.
- The number of deaths was 30,540 persons in August, going up by 1.7% year-on-year.
- The number of marriages was 14,610 cases in August, dropping by 7.0% year-on-year.
- The number of divorces was 8,057 cases in August, falling by 2.1% year-on-year.
- The natural increase (Live births - Deaths) marked a negative figure of -11,556 persons.

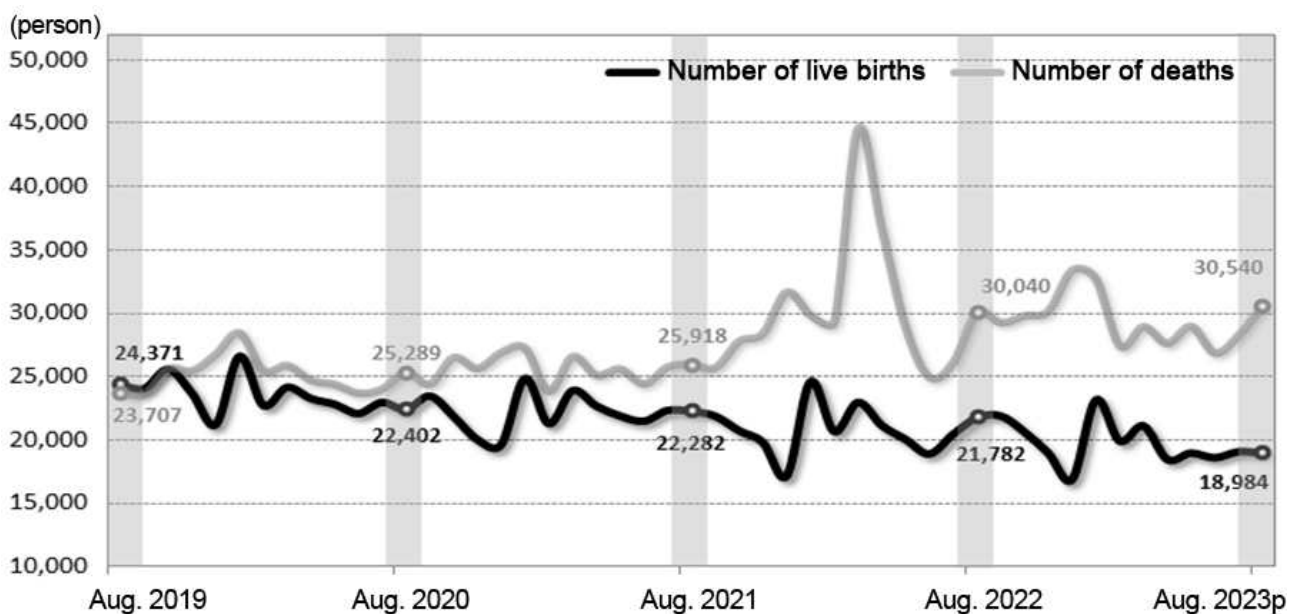
<Vital Statistics>

(Unit: person (case), person (case) per 1,000 population, %)

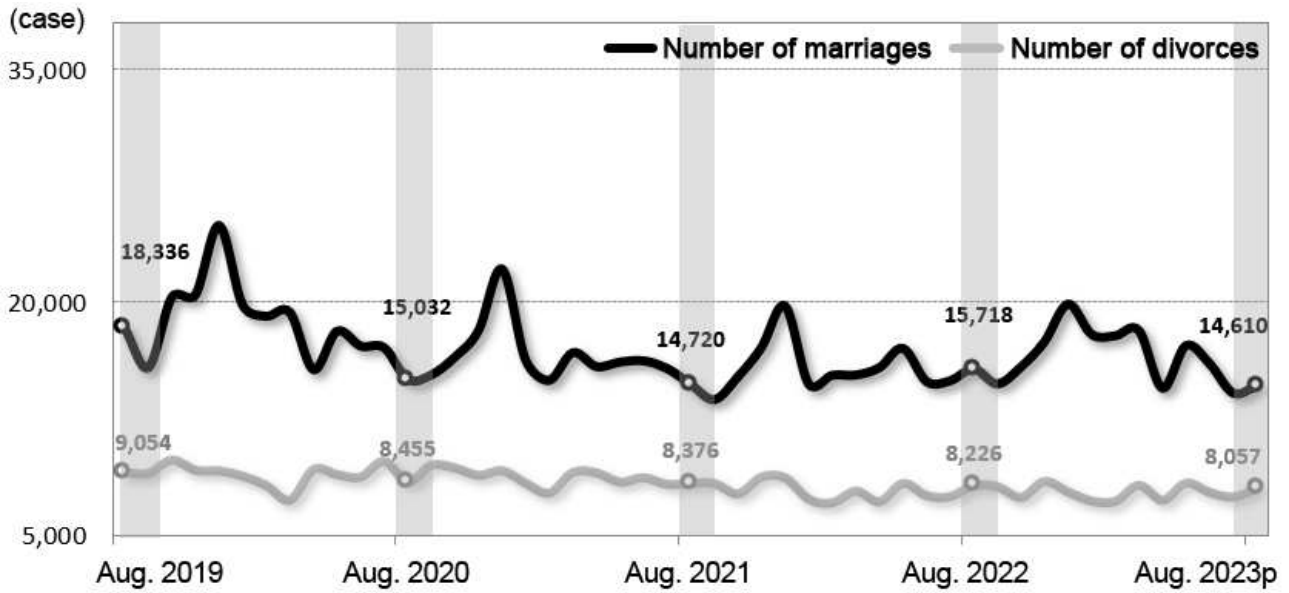
	Number of live births		Number of deaths		Natural increase		Number of marriages		Number of divorces	
	Number	Crude birth rate	Number	Crude death rate	Number	Natural increase rate	Number	Crude marriage rate	Number	Crude divorce rate
Aug. 2022	21,782	5.0	30,040	6.9	-8,258	-1.9	15,718	3.6	8,226	1.9
Aug. 2023^P	18,984	4.4	30,540	7.0	-11,556	-2.7	14,610	3.4	8,057	1.9
Change	-2,798	-0.6	500	0.1	-3,298	-0.8	-1,108	-0.2	-169	-0.0
Percent change	-12.8	-	1.7	-	-	-	-7.0	-	-2.1	-

<Trends in Vital Statistics>

- Live birth and death



◦ Marriage and divorce



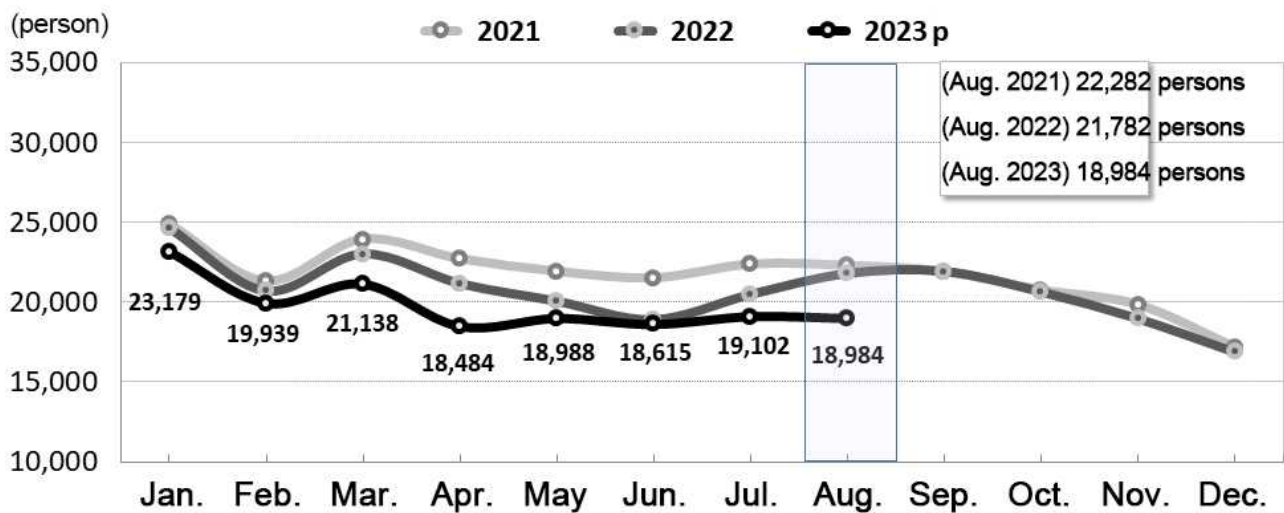
1. Live birth

- The number of live births was 18,984 persons in August, which declined by 2,798 persons (-12.8%) year-on-year.

[Table] Number of live births and percent changes

	2021	2022	2022		2023 ^p			
			Aug.	Jan. ~ Aug.	June	July	Aug.	Jan. ~ Aug.
Number of live births (person)	260,562	249,186	21,782	170,745	18,615	19,102	18,984	158,429
Year-on-year percent change (%)	-4.3	-4.4	-2.2	-5.6	-1.6	-6.7	-12.8	-7.2

[Figure] Live birth by month



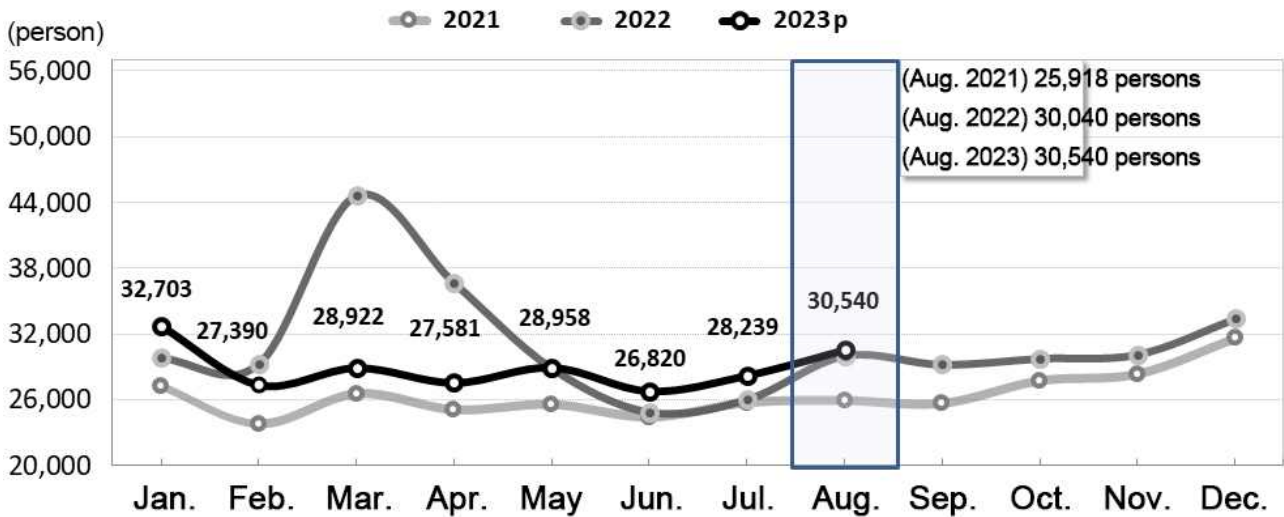
2. Death

- The number of deaths was 30,540 persons in August, which rose by 500 persons (1.7%) year-on-year.

[Table] Number of deaths and percent change

	2021	2022	2022		2023 ^P			
			Aug.	Jan. ~ Aug.	June	July	Aug.	Jan. ~ Aug.
Number of deaths (person)	317,680	372,939	30,040	250,357	26,820	28,239	30,540	231,154
Year-on-year percent change (%)	4.2	17.4	15.9	22.6	7.7	8.3	1.7	-7.7

[Figure] Death by month



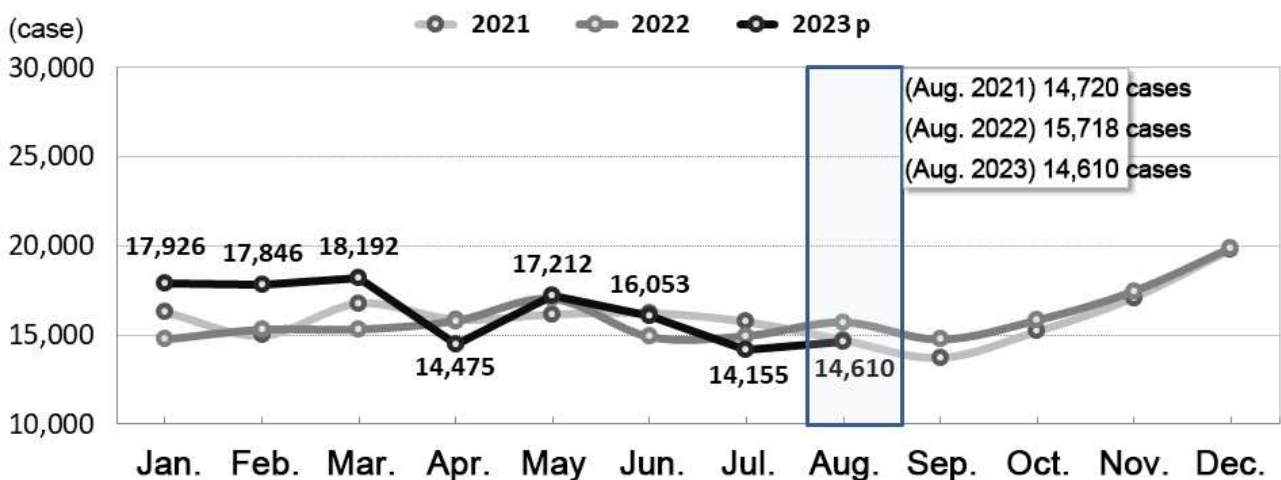
3. Marriage

- The number of marriages was 14,610 cases in August, which went down by 1,108 cases (-7.0%) year-on-year.

[Table] Number of marriages and percent changes

	2021	2022	2022		2023 ^P			
			Aug.	Jan. ~ Aug.	June	July	Aug.	Jan. ~ Aug.
Number of marriages (case)	192,507	191,690	15,718	123,772	16,053	14,155	14,610	130,469
Year-on-year percent change (%)	-9.8	-0.4	6.8	-2.3	7.8	-5.3	-7.0	5.4

[Figure] Marriage by month



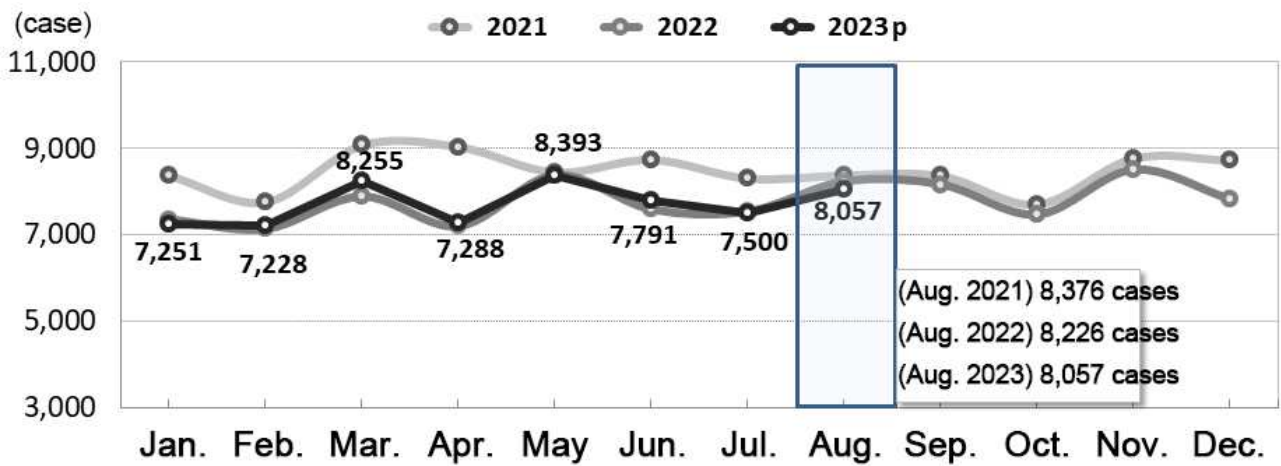
4. Divorc

- The number of divorces was 8,057 cases in August, which fell by 169 cases (-2.1%) year-on-year.

[Table] Number of divorces and percent changes

	2021	2022	2022		2023 ^P			
			Aug.	Jan. ~ Aug.	June	July	Aug.	Jan. ~ Aug.
Number of divorces (case)	101,673	93,232	8,226	61,285	7,791	7,500	8,057	61,763
Year-on-year percent change (%)	-4.5	-8.3	-1.8	-10.0	2.7	-0.5	-2.1	0.8

[Figure] Divorce by month



5. Natural increase

- The natural increase (Live births - Deaths) recorded a negative figure of -11,556 persons in August.

[Table] Natural increase

	2021	2022	2022		2023 ^P			
			Aug.	Jan. ~ Aug.	June	July	Aug.	Jan. ~ Aug.
Natural increase (person)	-57,118	-123,753	-8,258	-79,612	-8,205	-9,137	-11,556	-72,725

[Figure] Natural increase by month

