



Statistics Korea

Press Release

다시, 대한민국!
새로운 국민의 나라

Embargo 12:00 P.M., Nov. 29, 2023 Embargo 8:30A.M., Nov. 29, 2023

Vital Statistics in September 2023

Contact Division	Social Statistics Bureau Vital Statistics Division	Contact Person	Lim, Young-il	(042-481-2250)
------------------	---	----------------	---------------	----------------

Vital Statistics in September 2023

- The number of live births was 18,707 persons in September, falling by 14.6% year-on-year.
- The number of deaths was 28,364 persons in September, going down by 3.0% year-on-year.
- The number of marriages was 12,941 cases in September, dropping by 12.3% year-on-year.
- The number of divorces was 7,504 cases in September, declining by 8.1% year-on-year.
- The natural increase (Live births - Deaths) marked a negative figure of -9,657 persons.

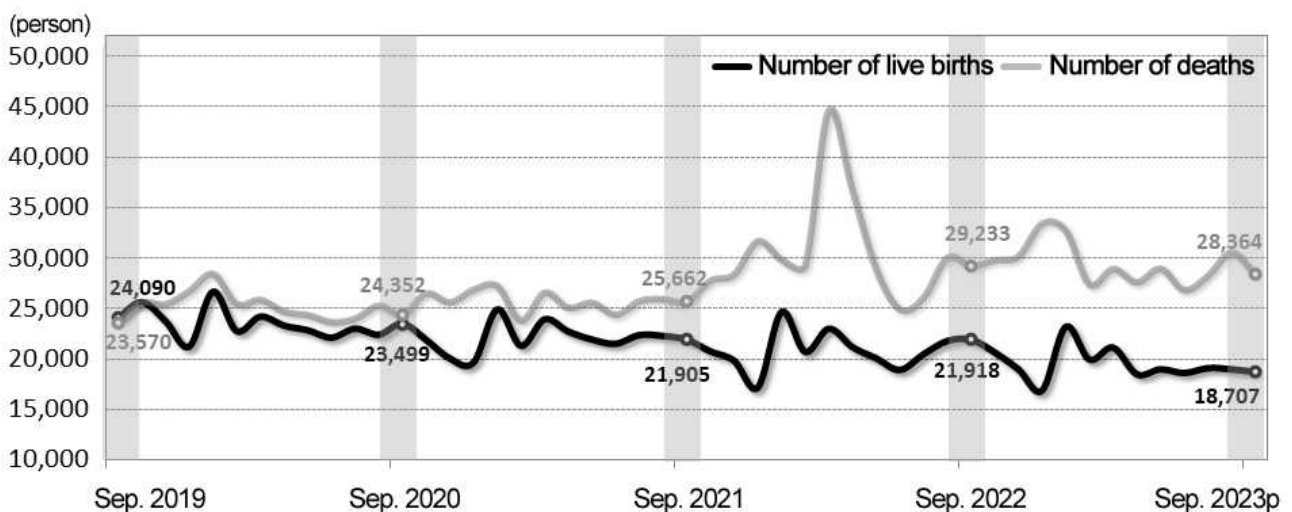
<Vital Statistics>

(Unit: person (case), person (case) per 1,000 population, %)

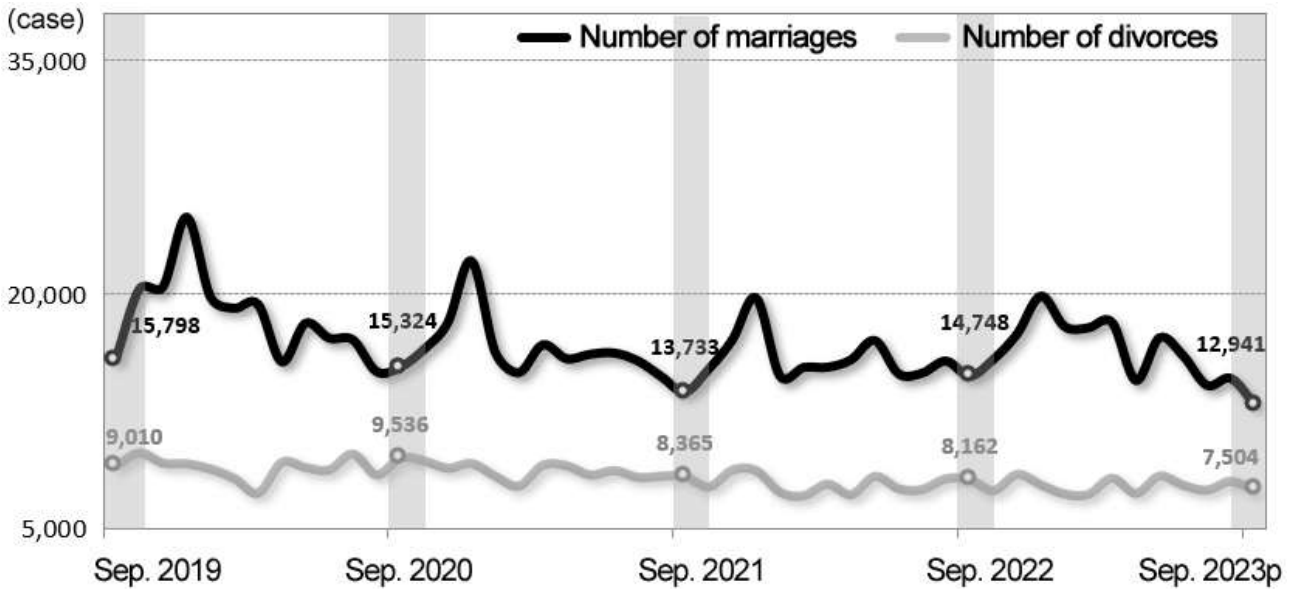
	Number of live births		Number of deaths		Natural increase		Number of marriages		Number of divorces	
	Number	Crude birth rate	Number	Crude death rate	Number	Natural increase rate	Number	Crude marriage rate	Number	Crude divorce rate
Sep. 2022	21,918	5.2	29,233	6.9	-7,315	-1.7	14,748	3.5	8,162	1.9
Sep. 2023^p	18,707	4.5	28,364	6.7	-9,657	-2.3	12,941	3.1	7,504	1.8
Change	-3,211	-0.8	-869	-0.2	-2,342	-0.6	-1,807	-0.4	-658	-0.2
Percent change	-14.6	-	-3.0	-	-	-	-12.3	-	-8.1	-

<Trends in Vital Statistics>

◦ Live birth and death



◦ Marriage and divorce



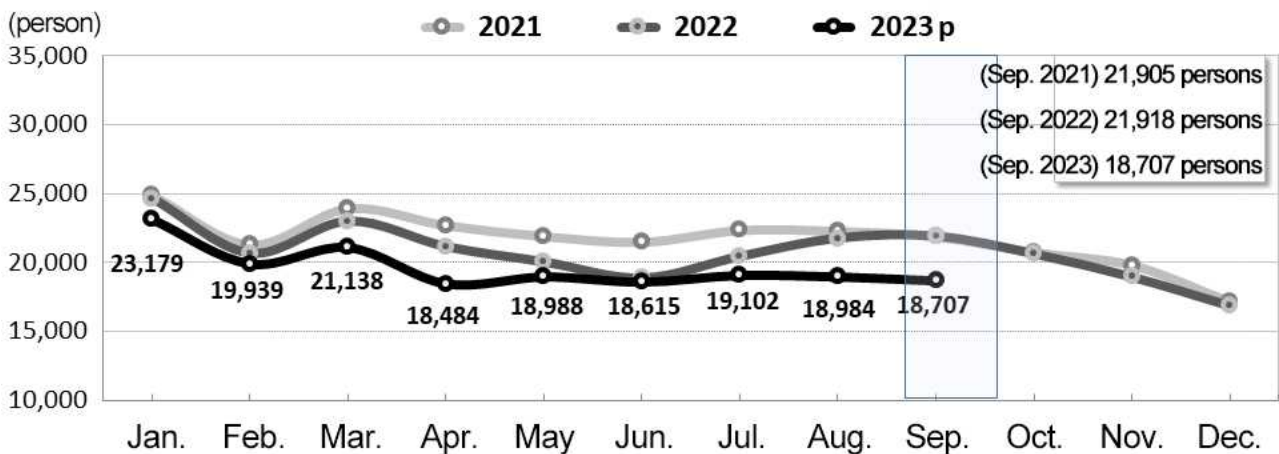
1. Live birth

- The number of live births was 18,707 persons in September, which declined by 3,211 persons (-14.6%) year-on-year.

[Table] Number of live births and percent changes

	2021	2022	2022		2023 ^p			
			Sep.	Jan. ~ Sep.	July	Aug.	Sep.	Jan. ~ Sep.
Number of live births (person)	260,562	249,186	21,918	192,663	19,102	18,984	18,707	177,136
Year-on-year percent change (%)	-4.3	-4.4	0.1	-5.0	-6.7	-12.8	-14.6	-8.1

[Figure] Live birth by month



【 Live birth in the third quarter 】

- The number of live births was 56,794 persons in the third quarter, which declined by 7,381 persons (-11.5%) year-on-year.

[Table] Number of live births and percent changes

	2021	2022	2022		2023 ^P		
			3Q	4Q	1Q	2Q	3Q
Number of live births (person)	260,562	249,186	64,175	56,523	64,256	56,087	56,794
Year-on-year percent change (%)	-4.3	-4.4	-3.6	-2.1	-6.0	-6.8	-11.5

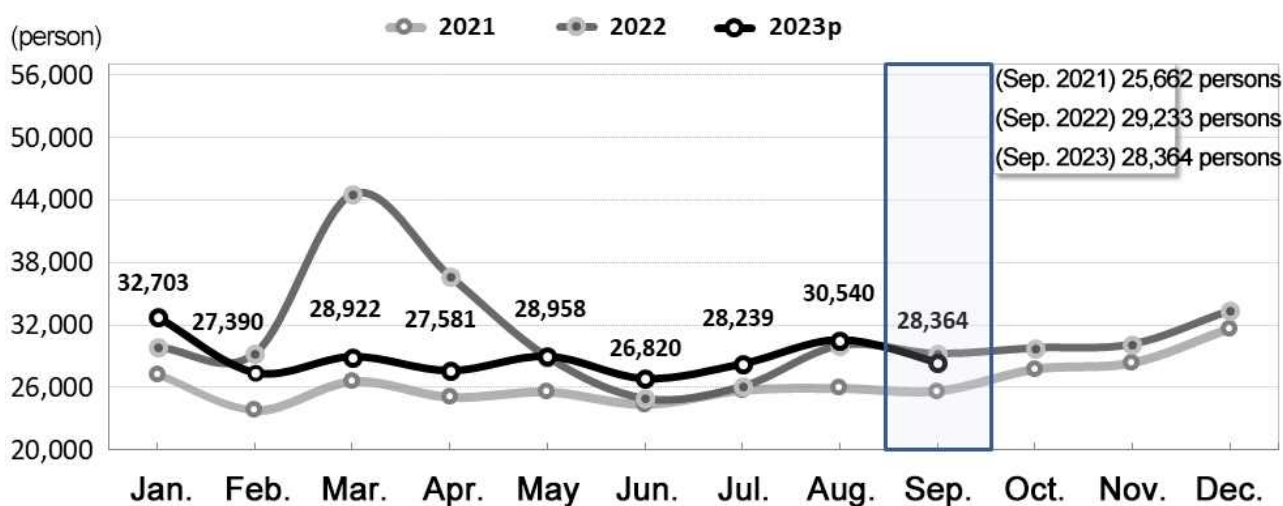
2. Death

- The number of deaths was 28,364 persons in September, which fell by 869 persons (3.0%) year-on-year.

[Table] Number of deaths and percent change

	2021	2022	2022		2023 ^P			
			Sep.	Jan. ~ Sep.	July	Aug.	Sep.	Jan. ~ Sep.
Number of deaths (person)	317,680	372,939	29,233	279,590	28,239	30,540	28,364	259,518
Year-on-year percent change (%)	4.2	17.4	13.9	21.6	8.3	1.7	-3.0	-7.2

[Figure] Death by month



【 Death in the third quarter 】

- The number of deaths was 87,143 persons in the third quarter, which rose by 1,797 persons (2.1%) year-on-year.

[Table] Number of deaths and percent change

	2021	2022	2022		2023 ^P		
			3Q	4Q	1Q	2Q	3Q
Number of deaths (person)	317,680	372,939	85,346	93,349	89,015	83,359	87,143
Year-on-year percent change (%)	4.2	17.4	10.4	6.3	-14.2	-7.9	2.1

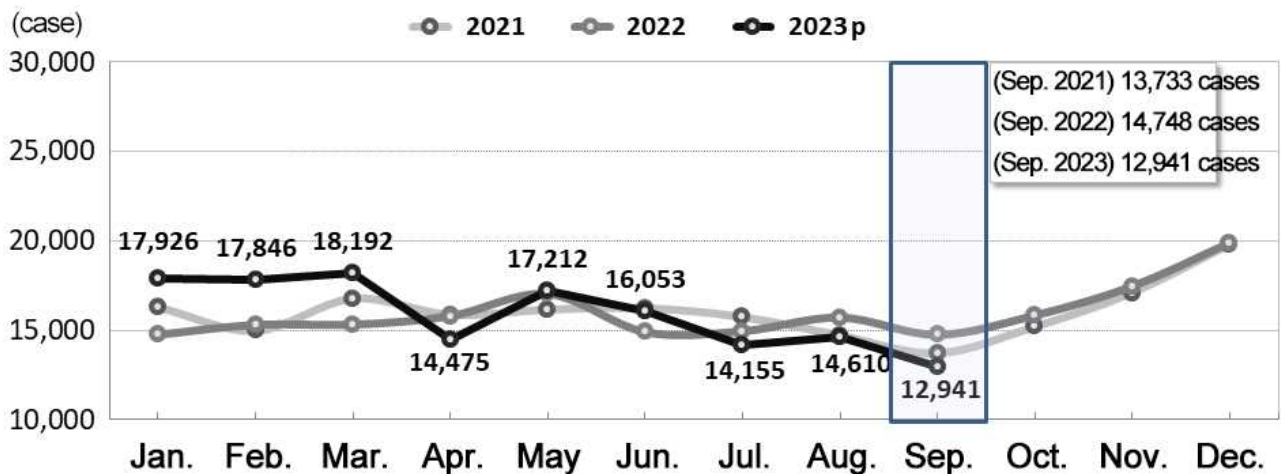
3. Marriage

- The number of marriages was 12,941 cases in September, which went down by 1,807 cases (-12.3%) year-on-year.

[Table] Number of marriages and percent changes

	2021	2022	2022		2023 ^p			
			Sep.	Jan. ~ Sep.	July	Aug.	Sep.	Jan. ~ Sep.
Number of marriages (case)	192,507	191,690	14,748	138,520	14,155	14,610	12,941	143,410
Year-on-year percent change (%)	-9.8	-0.4	7.4	-1.4	-5.3	-7.0	-12.3	3.5

[Figure] Marriage by month



【 Marriage in the third quarter 】

- The number of marriages was 41,706 cases in the third quarter, which went down by 3,707 cases (-8.2%) year-on-year.

[Table] Number of marriages and percent changes

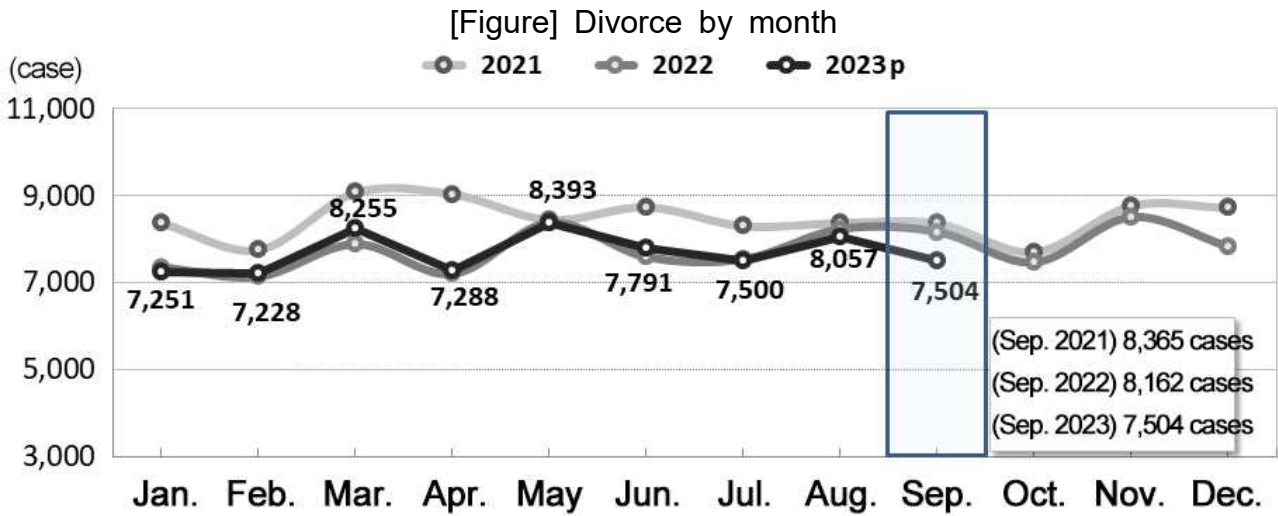
	2021	2022	2022		2023 ^p		
			3Q	4Q	1Q	2Q	3Q
Number of marriages (case)	192,507	191,690	45,413	53,170	53,964	47,740	41,706
Year-on-year percent change (%)	-9.8	-0.4	2.8	2.1	18.9	0.0	-8.2

4. Divorce

- The number of divorces was 7,504 cases in September, which fell by 658 cases (-8.1%) year-on-year.

[Table] Number of divorces and percent changes

	2021	2022	2022		2023 ^p			
			Sep.	Jan. ~ Sep.	July	Aug.	Sep.	Jan. ~ Sep.
Number of divorces (case)	101,673	93,232	8,162	69,447	7,500	8,057	7,504	69,267
Year-on-year percent change (%)	-4.5	-8.3	-2.4	-9.2	-0.5	-2.1	-8.1	-0.3



【 Divorce in the third quarter 】

□ The number of divorces was 23,061 cases in the third quarter, which fell by 861 cases (-3.6%) year-on-year.

[Table] Number of divorces and percent changes

	2021	2022	2022		2023 ^p		
			3Q	4Q	1Q	2Q	3Q
Number of divorces (case)	101,673	93,232	23,922	23,785	22,734	23,472	23,061
Year-on-year percent change (%)	-4.5	-8.3	-4.5	-5.6	1.6	1.4	-3.6

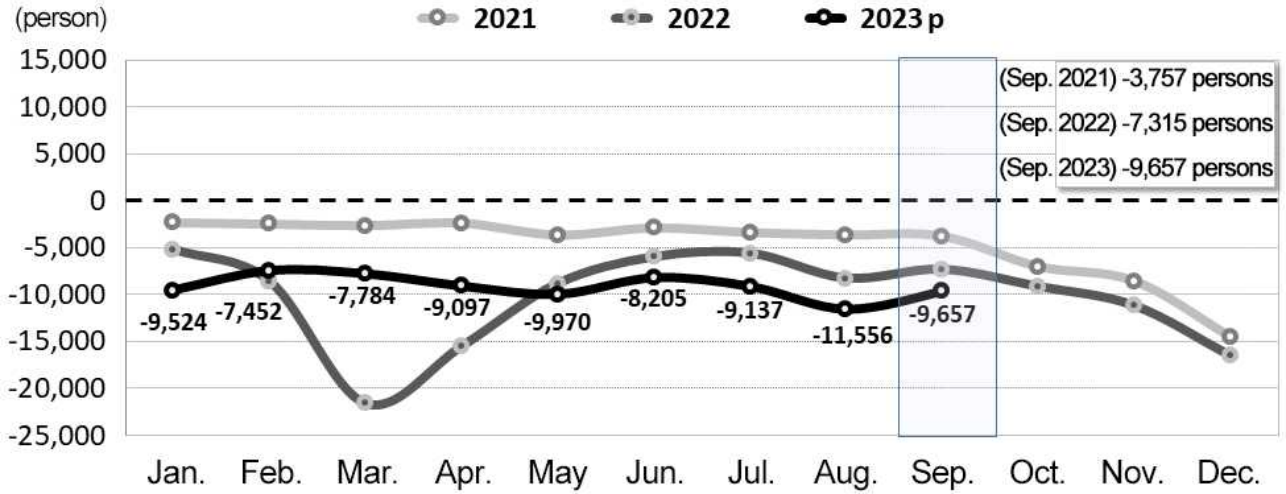
5. Natural increase

□ The natural increase (Live births - Deaths) recorded a negative figure of -9,657 persons in September.

[Table] Natural increase

	2021	2022	2022		2023 ^p			
			Sep.	Jan. ~ Sep.	July	Aug.	Sep.	Jan. ~ Sep.
Natural increase (person)	-57,118	-123,753	-7,315	-86,927	-9,137	-11,556	-9,657	-82,381

[Figure] Natural increase by month



【 Natural increase in the third quarter 】

- The natural increase (Live births - Deaths) recorded a negative figure of -30,350 persons in the third quarter.

[Table] Natural increase

	2021	2022	2022		2023 ^P		
			3Q	4Q	1Q	2Q	3Q
Natural increase (person)	-57,118	-123,753	-21,171	-36,826	-24,760	-27,272	-30,350