



Statistics Korea

Press Release

다시, 대한민국!
새로운 국민의 나라

Embargo 12:00 P.M., Jan. 24, 2024 Embargo 8:30 A.M., Jan. 24, 2024

Vital Statistics in November 2023

Contact Division	Social Statistics Bureau Vital Statistics Division	Contact Person	Lim, Young-il (042-481-2250)
---------------------	-------------------------------------------------------	-------------------	---------------------------------

Vital Statistics in November 2023

- ☐ The number of live births was 17,531 persons in November, falling by 7.6% year-on-year.
- ☐ The number of deaths was 30,255 persons in November, going up by 0.3% year-on-year.
- ☐ The number of marriages was 16,695 cases in November, dropping by 4.4% year-on-year.
- ☐ The number of divorces was 7,923 cases in November, declining by 6.8% year-on-year.
- ☐ The natural increase (Live births - Deaths) marked a negative figure of -12,724 persons.

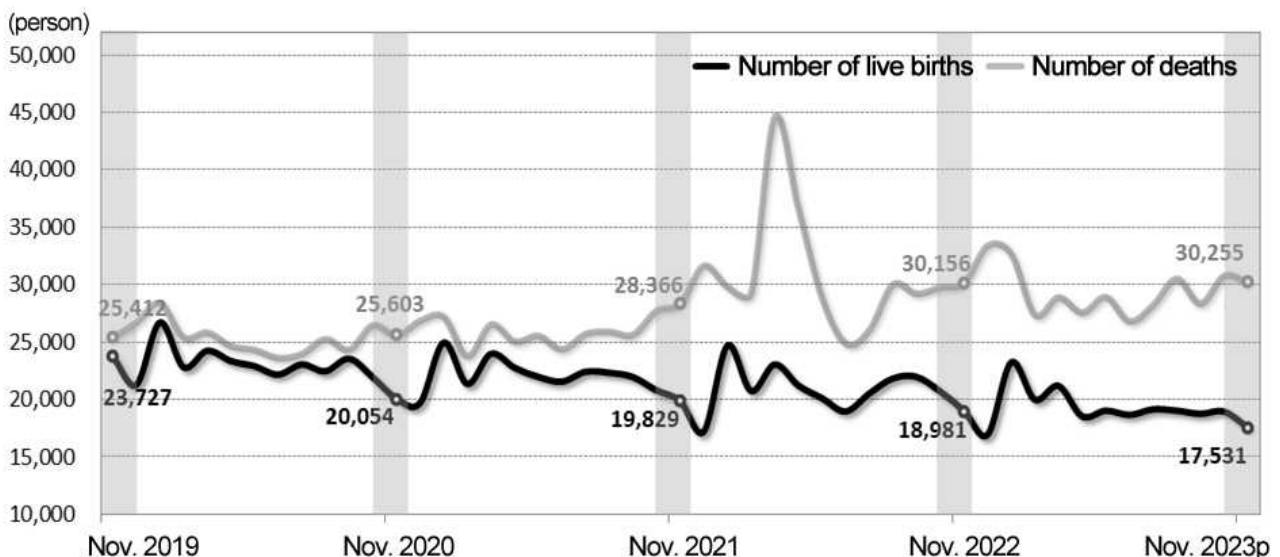
<Vital Statistics>

(Unit: person (case), person (case) per 1,000 population, %)

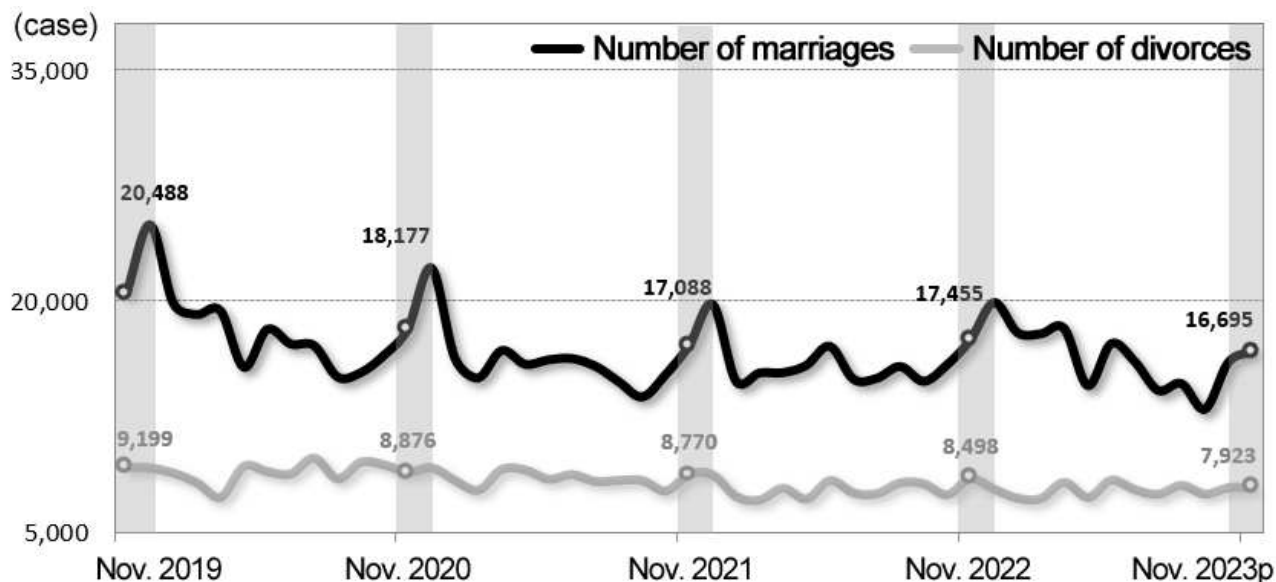
	Number of live births		Number of deaths		Natural increase		Number of marriages		Number of divorces	
		Crude birth rate		Crude death rate		Natural increase rate		Crude marriage rate		Crude divorce rate
Nov. 2022	18,981	4.5	30,156	7.2	-11,175	-2.7	17,455	4.1	8,498	2.0
Nov. 2023^p	17,531	4.2	30,255	7.2	-12,724	-3.0	16,695	4.0	7,923	1.9
Change	-1,450	-0.3	99	0.0	-1,549	-0.4	-760	-0.2	-575	-0.1
Percent change	-7.6	-	0.3	-	-	-	-4.4	-	-6.8	-

<Trends in Vital Statistics>

◦ Live birth and death



◦ Marriage and divorce



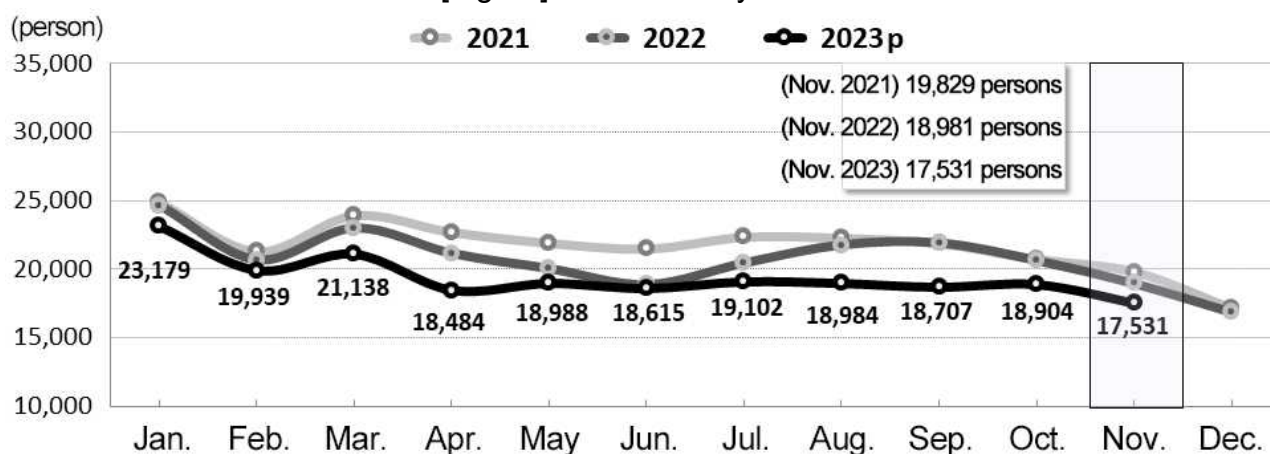
1. Live birth

- The number of live births was 17,531 persons in November, which declined by 1,450 persons (-7.6%) year-on-year.

[Table] Number of live births and percent changes

	2021	2022	2022		2023 ^p			
			Nov.	Jan. ~ Nov.	Sep.	Oct.	Nov.	Jan. ~ Nov.
Number of live births (person)	260,562	249,186	18,981	232,290	18,707	18,904	17,531	213,572
Year-on-year percent change (%)	-4.3	-4.4	-4.3	-4.6	-14.6	-8.4	-7.6	-8.1

[Figure] Live birth by month



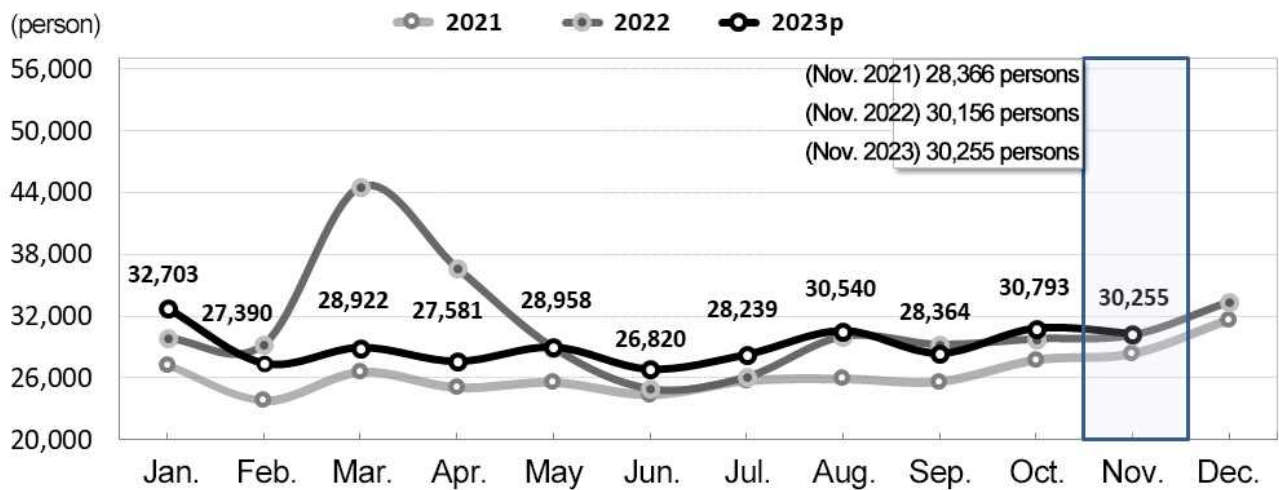
2. Death

- The number of deaths was 30,255 persons in November, which rose by 99 persons (0.3%) year-on-year.

[Table] Number of deaths and percent change

	2021	2022	2022		2023 ^p			
			Nov.	Jan. ~ Nov.	Sep.	Oct.	Nov.	Jan. ~ Nov.
Number of deaths (person)	317,680	372,939	30,156	339,536	28,364	30,793	30,255	320,565
Year-on-year percent change (%)	4.2	17.4	6.3	18.7	-3.0	3.4	0.3	-5.6

[Figure] Death by month



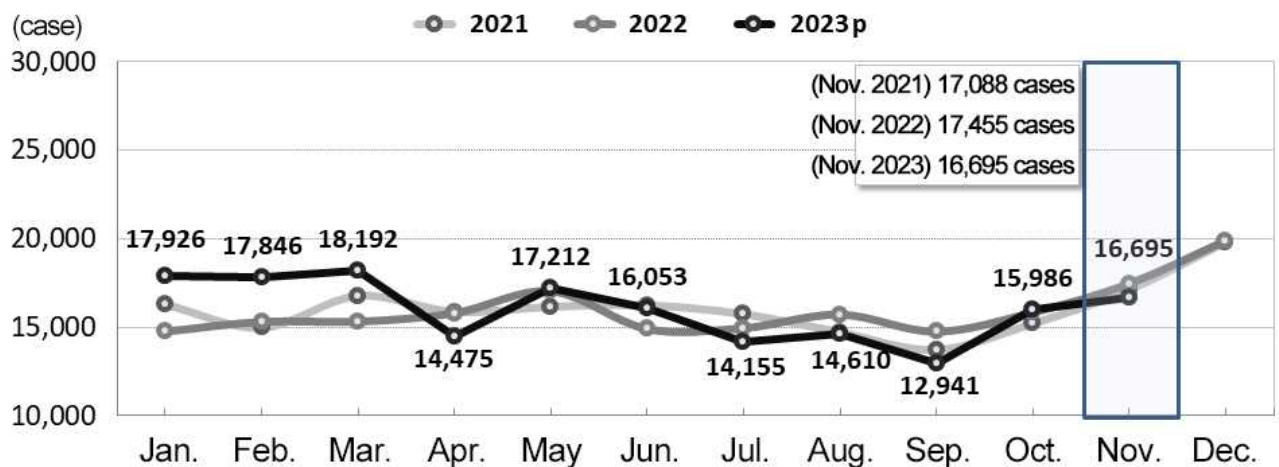
3. Marriage

- The number of marriages was 16,695 cases in November, which went down by 760 cases (-4.4%) year-on-year.

[Table] Number of marriages and percent changes

	2021	2022	2022		2023 ^p			
			Nov.	Jan. ~ Nov.	Sep.	Oct.	Nov.	Jan. ~ Nov.
Number of marriages (case)	192,507	191,690	17,455	171,807	12,941	15,986	16,695	176,091
Year-on-year percent change (%)	-9.8	-0.4	2.1	-0.5	-12.3	1.0	-4.4	2.5

[Figure] Marriage by month



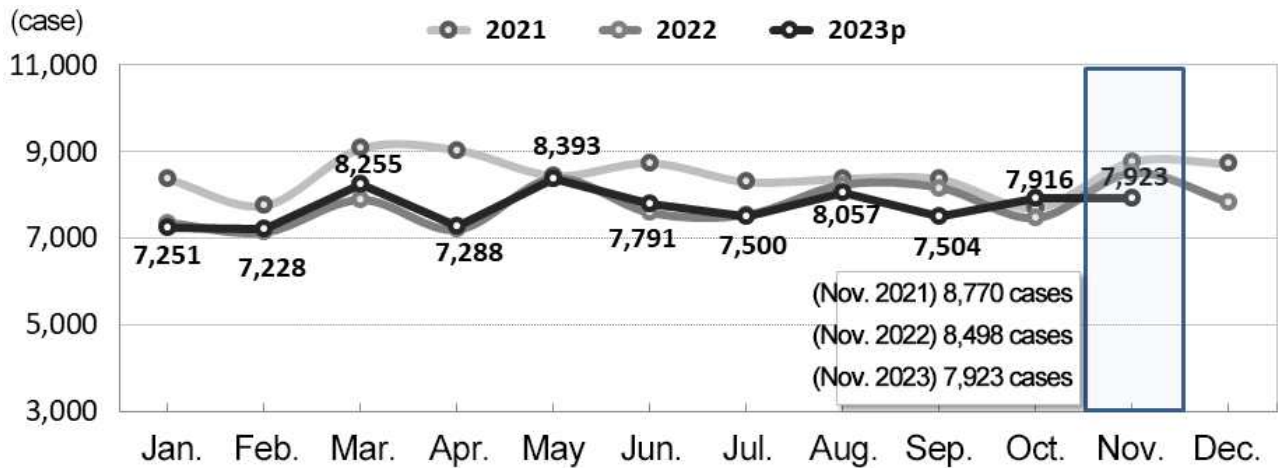
4. Divorce

- The number of divorces was 7,923 cases in November, which fell by 575 cases (-6.8%) year-on-year.

[Table] Number of divorces and percent changes

	2021	2022	2022		2023 ^p			
			Nov.	Jan. ~ Nov.	Sep.	Oct.	Nov.	Jan. ~ Nov.
Number of divorces (case)	101,673	93,232	8,498	85,411	7,504	7,916	7,923	85,106
Year-on-year percent change (%)	-4.5	-8.3	-3.1	-8.1	-8.1	6.0	-6.8	-0.4

[Figure] Divorce by month



5. Natural increase

- The natural increase (Live births - Deaths) recorded a negative figure of -12,724 persons in November.

[Table] Natural increase

	2021	2022	2022		2023 ^p			
			Nov.	Jan. ~ Nov.	Sep.	Oct.	Nov.	Jan. ~ Nov.
Natural increase (person)	-57,118	-123,753	-11,175	-107,246	-9,657	-11,889	-12,724	-106,994

[Figure] Natural increase by month

