



Statistics Korea

Press Release

다시, 대한민국!
새로운 국민의 나라

Embargo 12:00 P.M., Mar. 27, 2024 Embargo 8:30 A.M., Mar. 27, 2024

Vital Statistics in January 2024

Contact Division	Social Statistics Bureau Vital Statistics Division	Contact Person	Lim, Young-il (042-481-2250)
------------------	---	----------------	------------------------------

Vital Statistics in January 2024

- The number of live births was 21,442 persons in January, falling by 7.7% year-on-year.
- The number of deaths was 32,490 persons in January, going down by 0.5% year-on-year.
- The number of marriages was 20,008 cases in January, rising by 11.6% year-on-year.
- The number of divorces was 7,940 cases in January, going up by 9.5% year-on-year.
- The natural increase (Live births - Deaths) marked a negative figure of -11,047 persons.

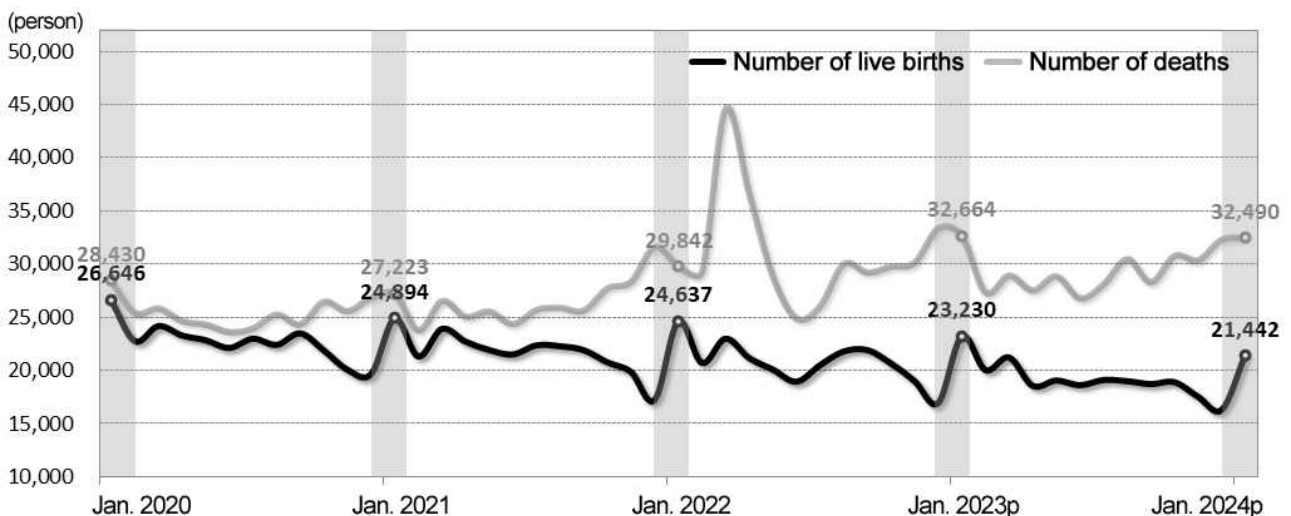
<Vital Statistics>

(Unit: person (case), person (case) per 1,000 population, %)

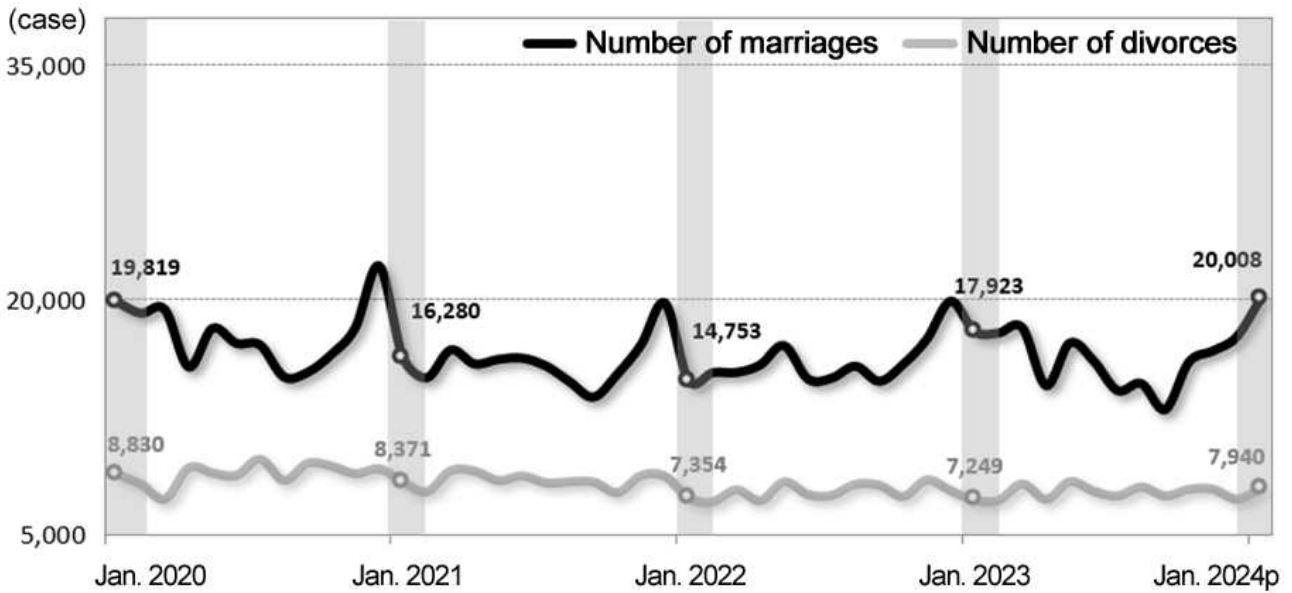
	Number of live births		Number of deaths		Natural increase		Number of marriages		Number of divorces	
	Number	Crude birth rate	Number	Crude death rate	Number	Natural increase rate	Number	Crude marriage rate	Number	Crude divorce rate
Jan. 2023 ^P	23,230	5.3	32,664	7.5	-9,434	-2.2	17,923	4.1	7,249	1.7
Jan. 2024^P	21,442	5.0	32,490	7.5	-11,047	-2.6	20,008	4.6	7,940	1.8
Change	-1,788	-0.4	-174	0.0	-1,613	-0.4	2,085	0.5	691	0.2
Percent change	-7.7	-	-0.5	-	-	-	11.6	-	9.5	-

<Trends in Vital Statistics>

◦ Live birth and death



◦ Marriage and divorce



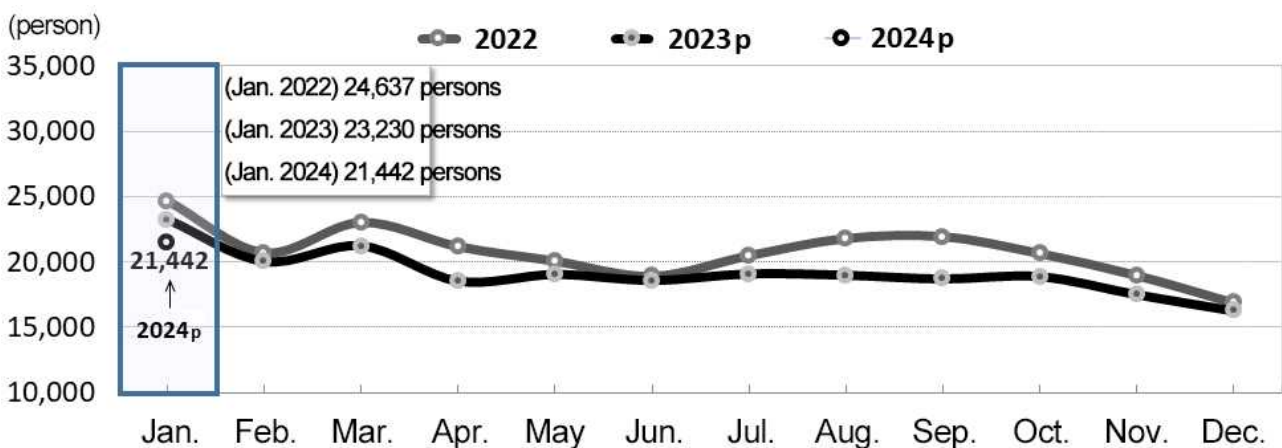
1. Live birth

- The number of live births was 21,442 persons in January, which declined by 1,788 persons (-7.7%) year-on-year.

[Table] Number of live births and percent changes

	2021	2022	2023 ^p	2022	2023 ^p			2024 ^p
				Jan.	Jan.	Nov.	Dec.	Jan.
Number of live births (person)	260,562	249,186	229,970	24,637	23,230	17,493	16,253	21,442
Year-on-year percent change (%)	-4.3	-4.4	-7.7	-1.0	-5.7	-7.8	-3.8	-7.7

[Figure] Live birth by month



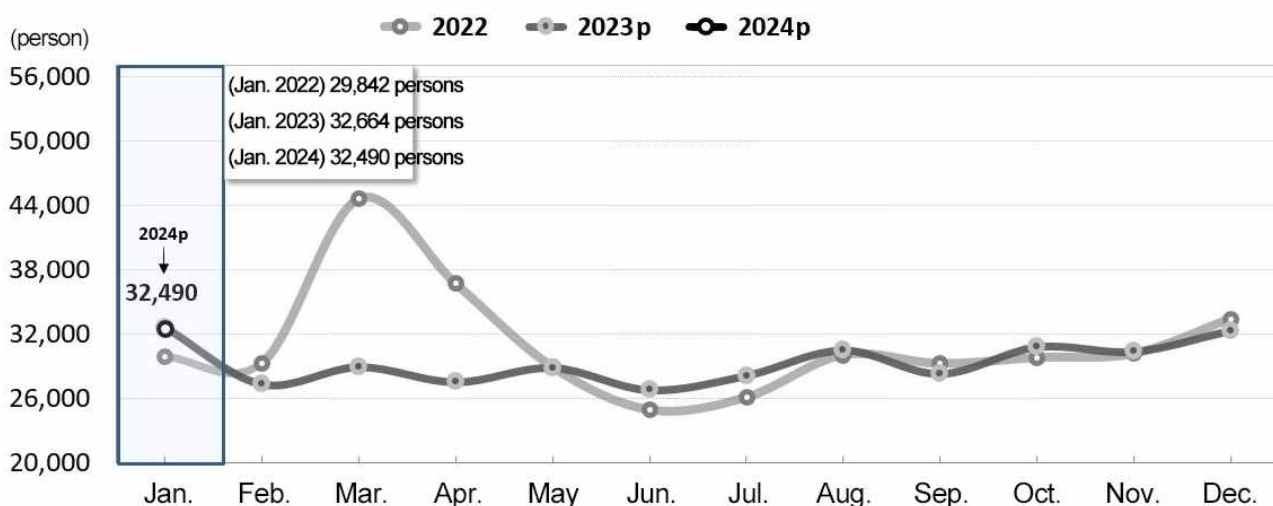
2. Death

- The number of deaths was 32,490 persons in January, which fell by 174 persons (-0.5%) year-on-year.

[Table] Number of deaths and percent change

	2021	2022	2023 ^P	2022	2023 ^P			2024 ^P
				Jan.	Jan.	Nov.	Dec.	Jan.
Number of deaths (person)	317,680	372,939	352,721	29,842	32,664	30,387	32,341	32,490
Year-on-year percent change (%)	4.2	17.4	-5.4	9.6	9.5	0.8	-3.2	-0.5

[Figure] Death by month



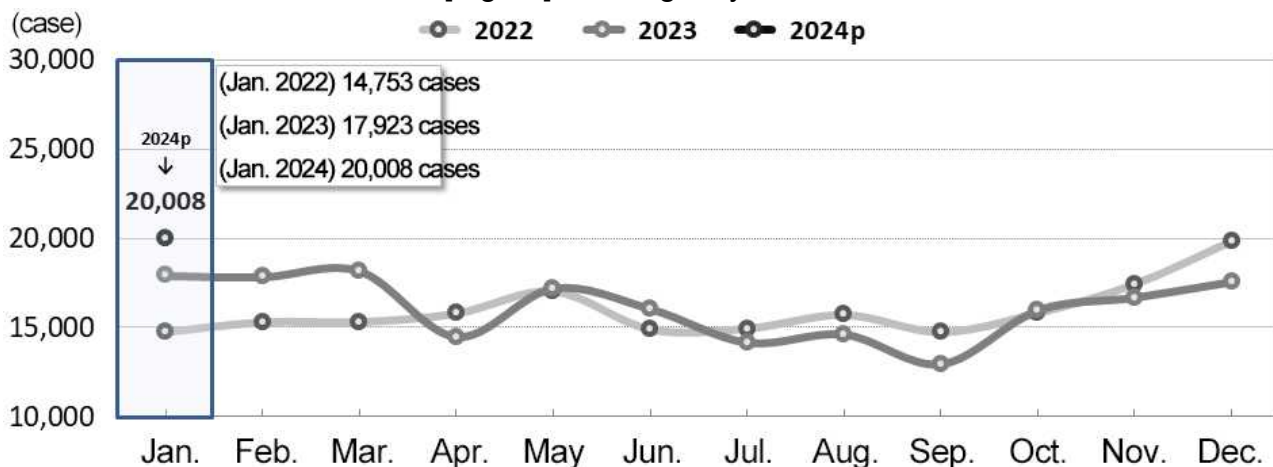
3. Marriage

- The number of marriages was 20,008 cases in January, which went up by 2,085 cases (11.6%) year-on-year.

[Table] Number of marriages and percent changes

	2021	2022	2023	2022	2023			2024 ^P
				Jan.	Jan.	Nov.	Dec.	Jan.
Number of marriages (person)	192,507	191,690	193,657	14,753	17,923	16,694	17,582	20,008
Year-on-year percent change (%)	-9.8	-0.4	1.0	-9.4	21.5	-4.4	-11.6	11.6

[Figure] Marriage by month



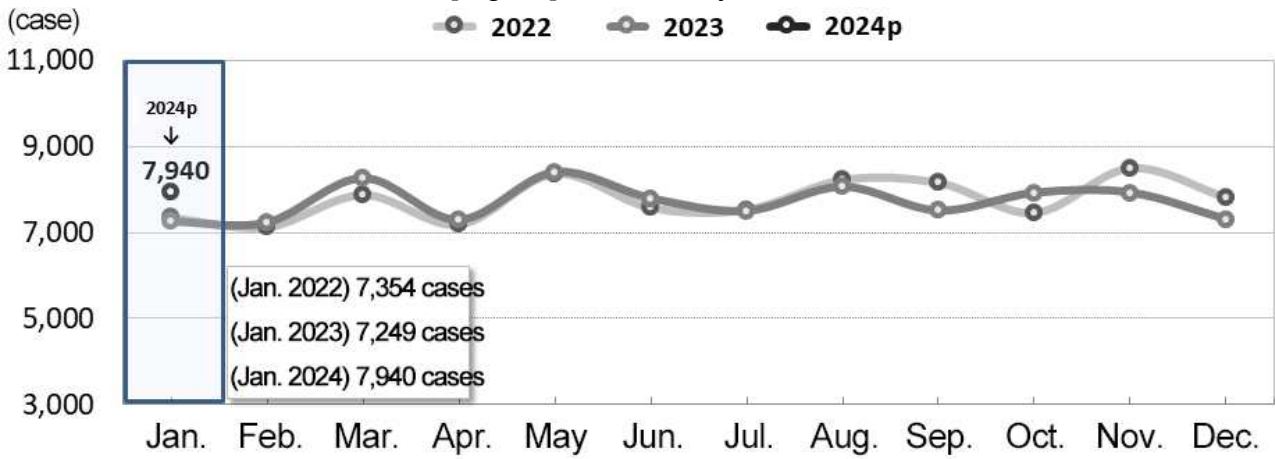
4. Divorce

- The number of divorces was 7,940 cases in January, which grew by 691 cases (9.5%) year-on-year.

[Table] Number of divorces and percent changes

	2021	2022	2023	2022	2023			2024 ^P
				Jan.	Jan.	Nov.	Dec.	Jan.
Number of divorces (person)	101,673	93,232	92,394	7,354	7,249	7,923	7,299	7,940
Year-on-year percent change (%)	-4.5	-8.3	-0.9	-12.1	-1.4	-6.8	-6.7	9.5

[Figure] Divorce by month



5. Natural increase

- The natural increase (Live births - Deaths) recorded a negative figure of -11,047 persons in January.

[Table] Natural increase

	2021	2022	2023 ^P	2022	2023p			2024 ^P
				Jan.	Jan.	Nov.	Dec.	Jan.
Natural increase (person)	-57,118	-123,753	-122,750	-5,205	-9,434	-12,894	-16,088	-11,047

[Figure] Natural increase by month

