



Statistics Korea

Press Release

다시, 대한민국!
새로운 국민의 나라

Embargo 12:00 P.M., July 24, 2024 Embargo 8:30 A.M., July 24, 2024

Vital Statistics in May 2024

Contact Division	Social Statistics Bureau Vital Statistics Division	Contact Person	Lim, Young-il (042-481-2250)
------------------	---	----------------	------------------------------

Vital Statistics in May 2024

- The number of live births was 19,547 persons in May, rising by 2.7% year-on-year.
- The number of deaths was 28,546 persons in May, falling by 1.2% year-on-year.
- The number of marriages was 20,923 cases in May, rising by 21.6% year-on-year.
- The number of divorces was 7,923 cases in May, dropping by 5.7% year-on-year.
- The natural increase (Live births - Deaths) marked a negative figure of -8,999 persons.

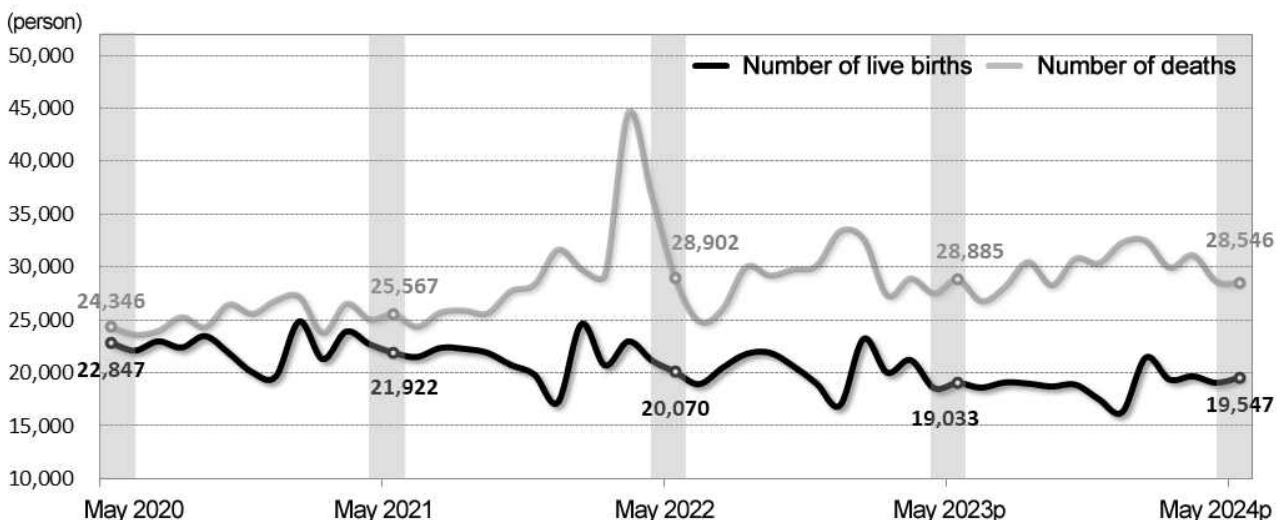
<Vital Statistics>

(Unit: person (case), person (case) per 1,000 population, %)

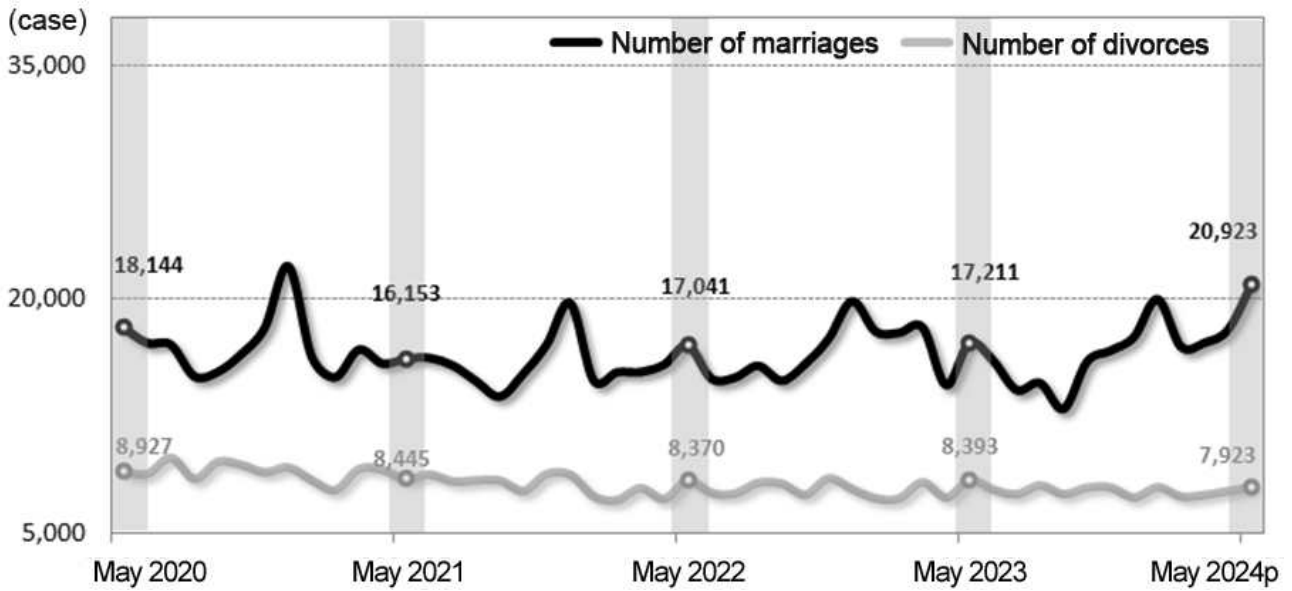
	Number of live births		Number of deaths		Natural increase		Number of marriages		Number of divorces	
	Number	Crude birth rate	Number	Crude death rate	Number	Natural increase rate	Number	Crude marriage rate	Number	Crude divorce rate
May 2023 ^P	19,033	4.4	28,885	6.6	-9,852	-2.3	17,211	4.0	8,393	1.9
May 2024^P	19,547	4.5	28,546	6.6	-8,999	-2.1	20,923	4.8	7,923	1.8
Change	514	0.1	-339	0.0	853	0.2	3,712	0.9	-470	-0.1
Percent change	2.7	-	-1.2	-	-	-	21.6	-	-5.6	-

<Trends in Vital Statistics>

◦ Live birth and death



◦ Marriage and divorce



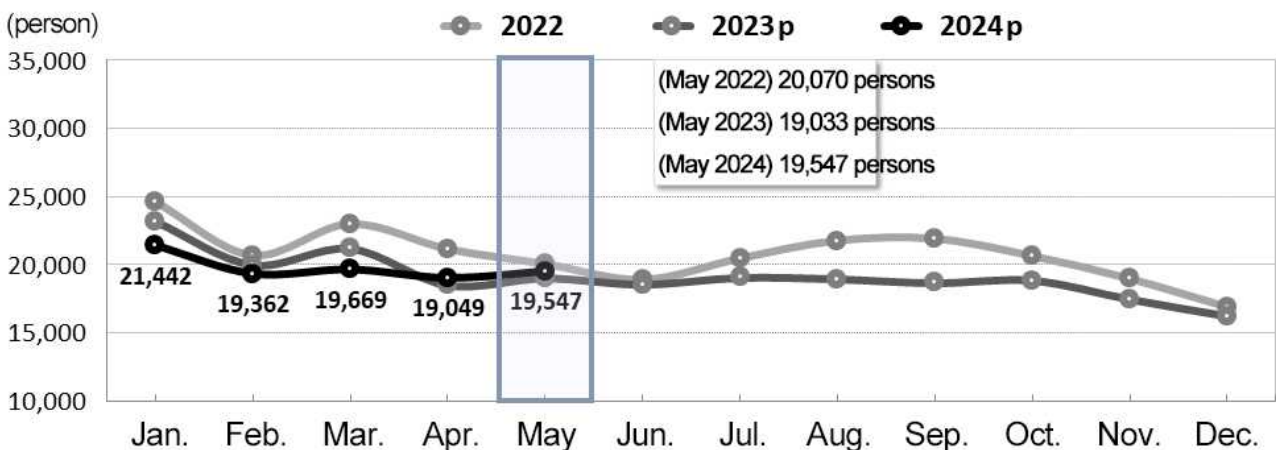
1. Live birth

□ The number of live births was 19,547 persons in May, which grew by 514 persons (2.7%) year-on-year.

[Table] Number of live births and percent changes

	2022	2023 ^p	2023 ^p		2024 ^p			
			May	Jan. ~ May	March	April	May	Jan. ~ May
Number of live births (person)	249,186	229,970	19,033	102,029	19,669	19,049	19,547	99,070
Year-on-year percent change (%)	-4.4	-7.7	-5.2	-6.9	-7.3	2.8	2.7	-2.9

[Figure] Live birth by month



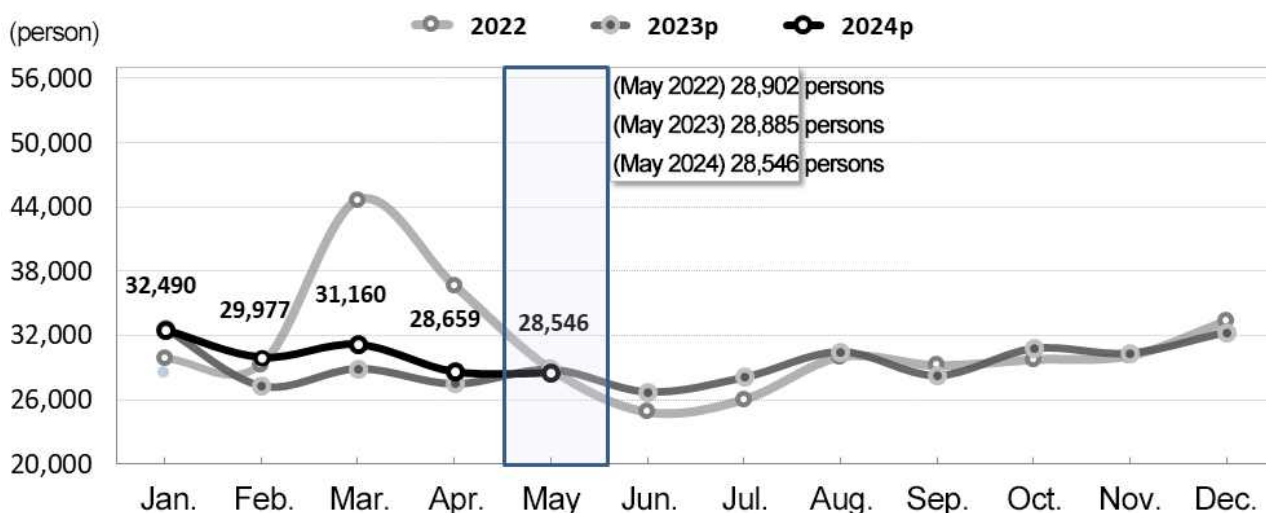
2. Death

□ The number of deaths was 28,546 persons in May, which fell by 339 persons (-1.2%) year-on-year.

[Table] Number of deaths and percent change

	2022	2023 ^P	2023 ^P		2024 ^P			
			May	Jan. ~ May	March	April	May	Jan. ~ May
Number of deaths (person)	372,939	352,721	28,885	145,408	31,160	28,659	28,546	150,830
Year-on-year percent change (%)	17.4	-5.4	-0.1	-14.1	7.6	4.0	-1.2	3.7

[Figure] Death by month



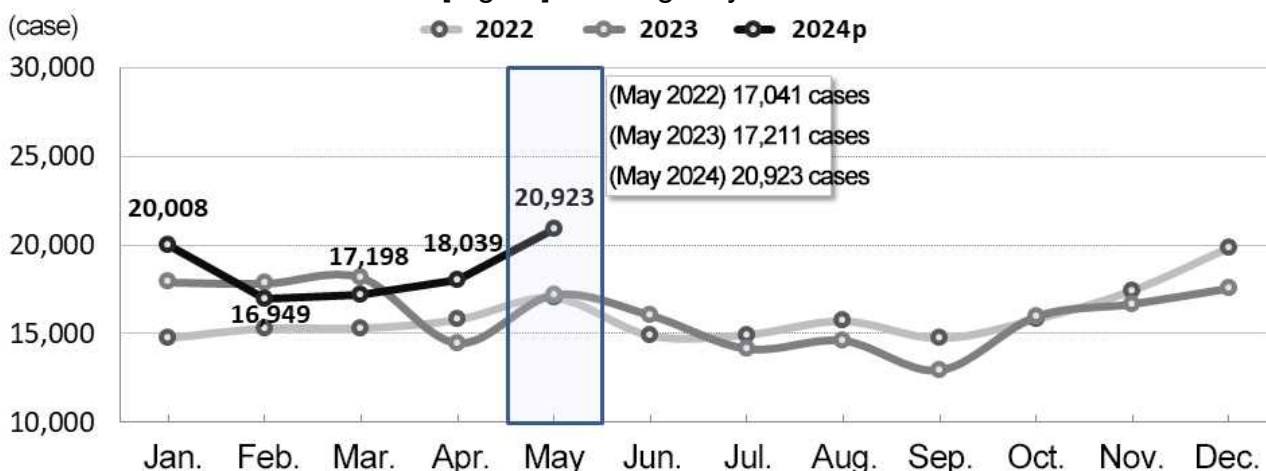
3. Marriage

- The number of marriages was 20,923 cases in May, which went up by 3,712 cases (21.6%) year-on-year.

[Table] Number of marriages and percent changes

	2022	2023	2023		2024 ^P			
			May	Jan. ~ May	March	April	May	Jan. ~ May
Number of marriages (person)	191,690	193,657	17,211	85,643	17,198	18,039	20,923	93,117
Year-on-year percent change (%)	-0.4	1.0	1.0	9.5	-5.5	24.6	21.6	8.7

[Figure] Marriage by month



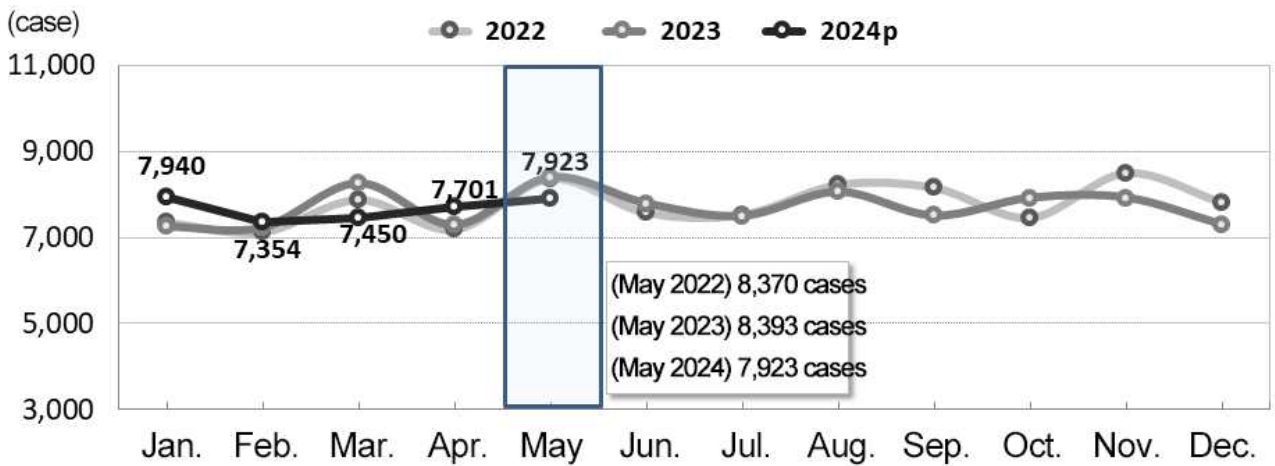
4. Divorce

- The number of divorces was 7,923 cases in May, which declined by 470 cases (-5.6%) year-on-year.

[Table] Number of divorces and percent changes

	2022	2023	2023		2024 ^p			
			May	Jan. ~ May	March	April	May	Jan. ~ May
Number of divorces (person)	93,232	92,394	8,393	38,411	7,450	7,701	7,923	38,368
Year-on-year percent change (%)	-8.3	-0.9	0.3	1.2	-9.8	5.7	-5.6	-0.1

[Figure] Divorce by month



5. Natural increase

- The natural increase (Live births - Deaths) recorded a negative figure of -8,999 persons in May.

[Table] Natural increase

	2022	2023 ^p	2023 ^p		2024 ^p			
			May	Jan. ~ May	March	April	May	Jan. ~ May
Natural increase (person)	-123,753	-122,750	-9,852	-43,379	-11,491	-9,610	-8,999	-51,761

[Figure] Natural increase by month

