



Statistics Korea

Press Release

다시, 대한민국!
새로운 국민의 나라

Embargo 12:00 P.M., Dec. 12, 2023 Embargo 8:30A.M., Dec. 12, 2023

2023 Statistics of One-person Households

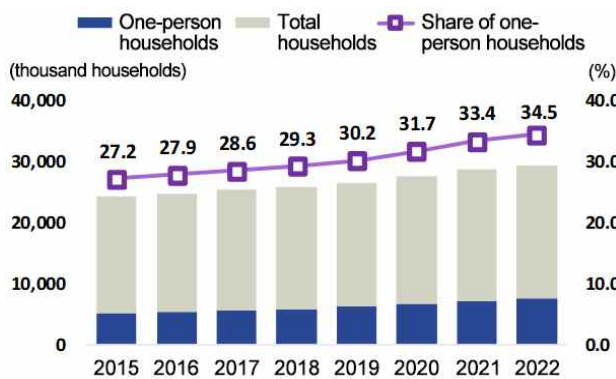
Contact Division	Social Statistics Bureau Social Statistics Planning Division	Contact Person	Kim, Kyung hee (042-481-2233)
------------------	---	----------------	-------------------------------

2023 Statistics of One-person Households

In 2022, one-person households marked 7.502 million households, which occupied 34.5% of the total households.

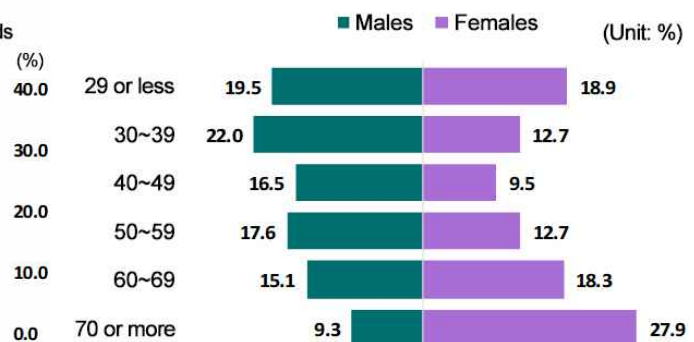
- In 2022, one-person households marked 7.502 million households, which took up 34.5% of the total households. As for one-person households by age group, households with a member aged 29 or less occupied the largest share at 19.2%. This figure was followed by those with a member aged 70 or more (18.6%), those with a member aged 30~39 (17.3%) and those with a member aged 60~69 (16.7%).
 - As for one-person female households by age group, households with a member aged 60 or more occupied the highest share at 46.2%. As for one-person male households by age group, households with a member aged 39 or less occupied the highest share at 41.5%.
- In 2022, as for the share of one-person households of the total households by region, Daejeon recorded the highest figure of 38.5%, which was followed by Seoul (38.2%), Gangwon (37.2%), Chungbuk (37.0%) and Gyeongbuk (37.0%).

< Share of one-person households >



Source: Statistics Korea <Population and Housing Census>

< Share of one-person households by gender and age group (2022) >

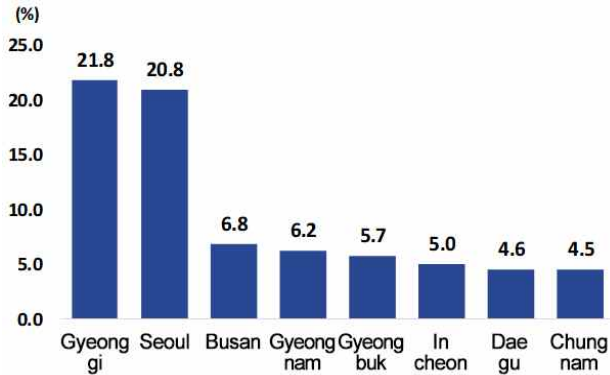


Source: Statistics Korea <Population and Housing Census>

In 2022, 4 out of 10 one-person households resided in Seoul or Gyeonggi.

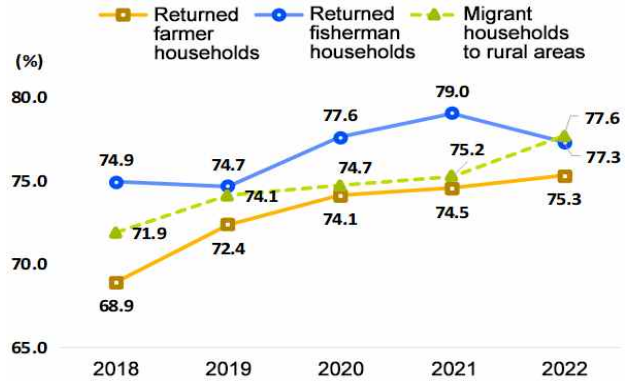
- In 2022, as for one-person households by region, Gyeonggi occupied the largest share of 21.8%, which was followed by Seoul (20.8%), Busan (6.8%) and Gyeongnam (6.2%).
- In 2022, one-person households occupied 3 out of 4 returned farmer households, returned fisherman households and migrant households to rural areas. One-person households occupied 75.3% of the total returned farmer households, 77.3% of the total returned fisherman households and 77.6% of the total migrant households to rural areas.

< Share of one-person households by region (2022, top 8 regions) >



Source: Statistics Korea <Population and Housing Census>

< Share of one-person returned farmer and fisherman households. and migrant households to rural areas >

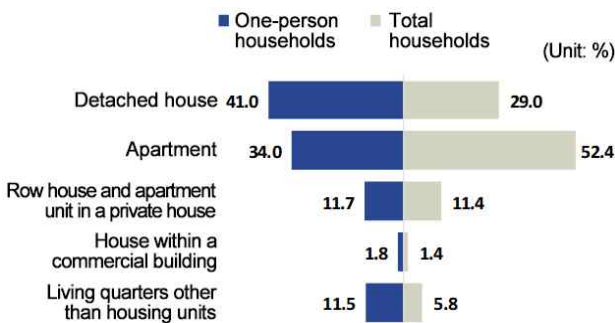


Source: Statistics Korea, Ministry of Agriculture, Food and Rural Affairs, Ministry of Oceans and Fisheries <Statistics on Returned Farmers and Fishermen, and Migrants to Rural Regions>

In 2022, as for type of living quarters of one-person households, 'Detached house' occupied the largest share at 41.0%, which was followed by 'Apartment' (34.0%).

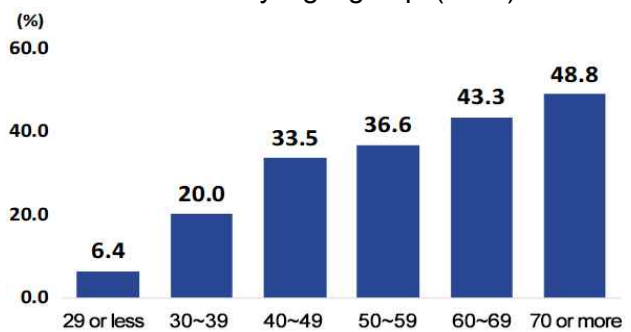
- In 2022, as for one-person households by type of living quarters, 'Detached house' occupied the largest share at 41.0%, which was followed by 'Apartment' (34.0%) and 'Row house and apartment unit in a private house' (11.7%). Compared to the total households, one-person households residing in 'Detached house' and 'Living quarters other than housing units' showed a higher share.
- In 2022, the higher age group, the higher one-person house ownership rate. One-person households with a member aged 70 or more showed the highest house ownership rate at 48.8%, which was followed by those with a member aged 60~69 (43.3%) and those with a member aged 50~59 (36.6%)

< Share by type of living quarters (2022) >



Source: Statistics Korea <Population and Housing Census>

< House ownership rate of one-person households by age group (2022) >

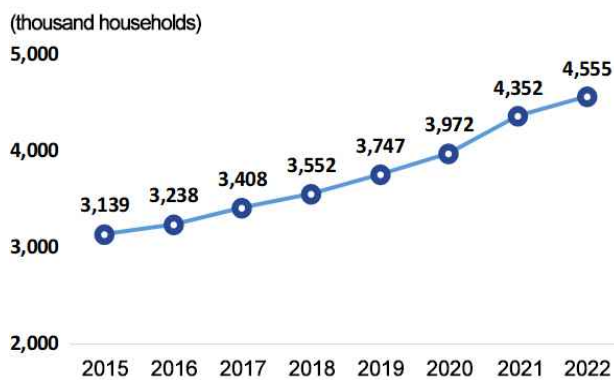


Source: Statistics Korea <Statistics of House Ownership>

In 2022, employed one-person households totaled 4.555 million households, rising by 204 thousand households from 2021.

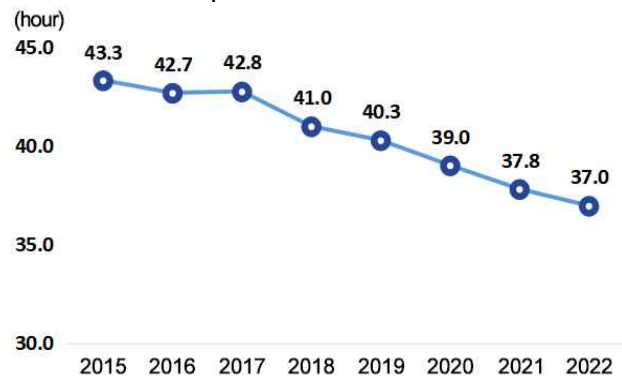
- In October 2022, employed one-person households totaled 4.555 million households. As for employed one-person households by age group, households with a member aged 50~64 occupied the largest share at 26.2%, which was followed by those with a member aged 30~39 (23.5%) and those with a member aged 15~29 (20.5%).
 - As for employed one-person households by industry in October 2022, 'Business facilities management and business support services; rental and leasing activities, Public administration and defence; compulsory social security, & Membership organizations, repair and other personal services' occupied the largest share at 41.0%, which was followed by 'Wholesale and retail trade & Accommodation and food service activities' (18.6%) and 'Mining and manufacturing' (15.0%).
 - As for employed one-person households by occupation in October 2022, 'Professionals and related workers' occupied the largest share at 23.9%, which was followed by 'Clerks' (16.5%) and 'Elementary workers' (15.4%).
- In 2022, the average hours worked of one-person households stood at 37.0 hours per week. The average hours worked of one-person male and female households stood at 39.3 hours and 34.2 hours per week, respectively. These figures of two genders showed a decreasing trend.

< Trend in employed one-person households >



Source: Statistics Korea <Local Area Labor Force Survey> (As of October of each year)

< Average hours worked per week of one-person households >

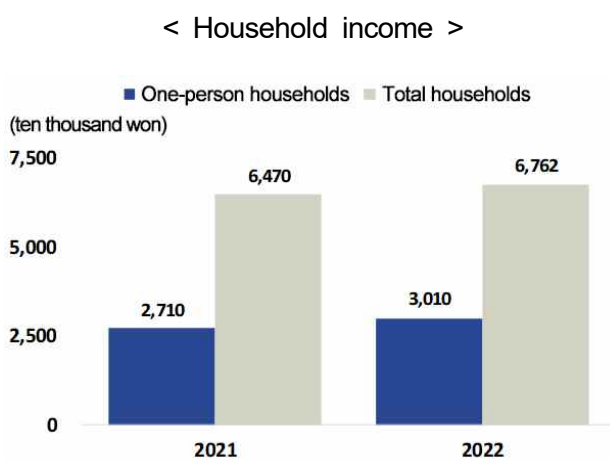


Source: Statistics Korea <Local Area Labor Force Survey> (As of October of each year)

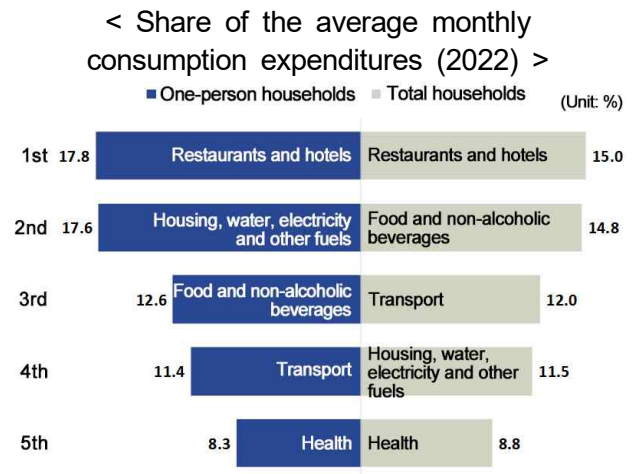
In 2022, the annual income of one-person households was 30.10 million won, which recorded 44.5% of the annual income of the total households.

- In 2022, the annual income of one-person households marked 30.10 million won, which rose by 11.1% from 2021. This figure stood at 44.5% of the annual income of the total households (67.62 million won).

- In 2022, the average monthly consumption expenditures of one-person households amounted to 1.551 million won. This figure recorded 58.8% of the average monthly consumption expenditures of the total households (2.64 million won). Consumption expenditures on 'Hotels and restaurants' (17.8%) occupied the largest share of the total consumption expenditures, which was followed by 'Housing, water, electricity and other fuels' (17.6%).
- In 2023, the assets of one-person households marked 209.49 million won, which recorded 39.7% of the assets of the total households (527.27 million won). The liabilities of one-person households marked 36.51 million won, which stood at 39.7% of the of the total households (91.86 million won).



Source: Statistics Korea, Financial Supervisory Service, The Bank of Korea <Survey of Household Finances and Living Conditions>

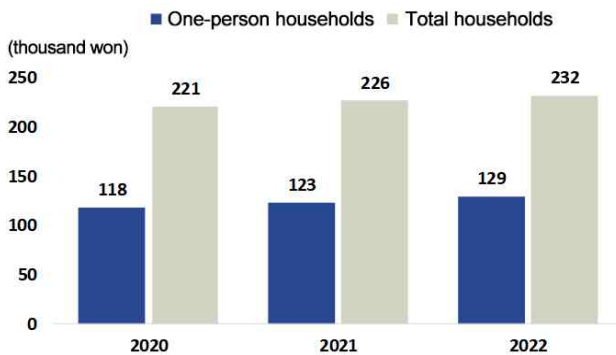


Source: Statistics Korea <Household Income and Expenditure Survey>

In 2022, the monthly average medical expenses of one-person households recorded 129 thousand won.

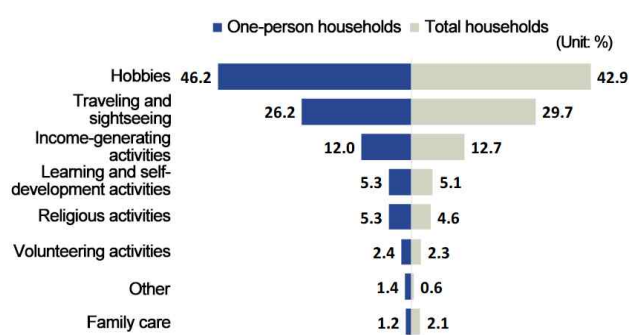
- In 2022, the monthly average medical expenses of one-person households totaled 129 thousand won, which stood at 55.7% of the medical expenses of the total households (232 thousand won). 'Outpatient medical service' (31.4%) occupied the largest share of medical expenses, which was followed by 'Medicine' (29.4%).
- In 2022, one-person households receiving national basic livelihood security amounted to 1.235 million households, which occupied 72.6% of the total households receiving national basic livelihood security.
- In 2023, the largest share of one-person households with a member aged 19 or more liked to spend time in old ages on hobbies (46.2%), which was followed by 'Traveling and sightseeing' (26.2%) and 'Income-generating activities' (12.0%).

< Monthly average medical expenses >



Source: Statistics Korea <Household Income and Expenditure Survey>

< Spending time in old age (2023) >

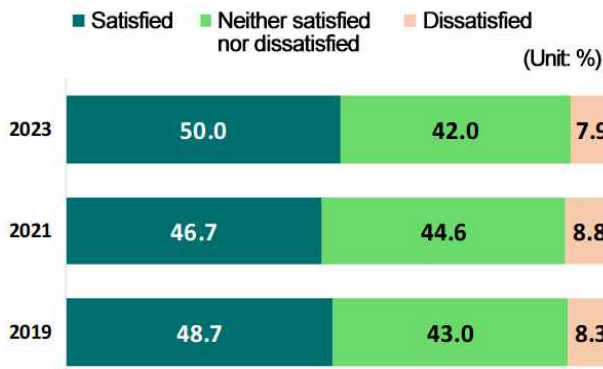


Source: Statistics Korea <Social Survey>

In 2023, 1 out of 2 one-person households was satisfied with their overall human relationships.

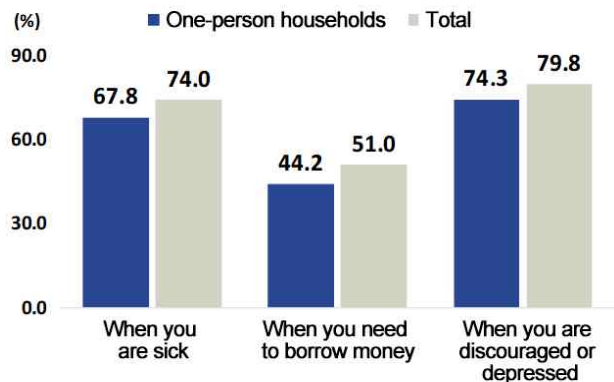
- In 2023, 50.0% of one-person households were satisfied with their overall human relationships. This share was 4.3%p lower than that of the total population (54.3%).
- In 2023, 67.8% of one-person households had someone they could get help when they were sick and needed help with housework, up 0.1%p from 2021.
- In 2023, 57.5% of one-person households thought that Korean society could be somewhat trusted, up 3.0%p from 2021.

< Satisfaction with human relationships of one-person households >



Source: Statistics Korea <Social Survey>

< Social network (2023) >



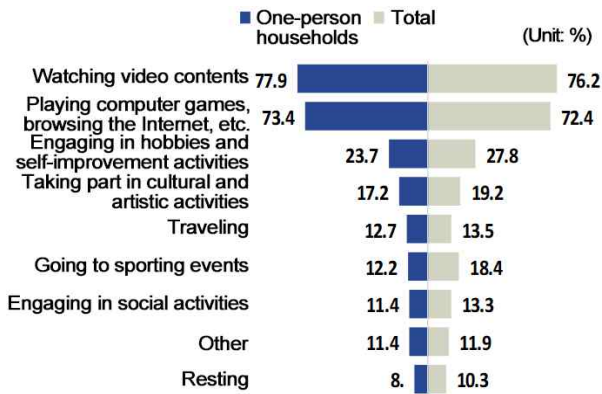
Source: Statistics Korea <Social Survey>

As for leisure activities of one-person households over the weekends in 2023, 'Watching video contents' recorded the highest figure of 77.9%.

- As for leisure activities of one-person households over the weekends in 2023, 'Watching video contents' (77.9%) recorded the highest figure, which was followed by 'Resting' (73.4%), 'Playing computer games, browsing the Internet, etc.' (23.7%) and 'Engaging in hobbies and self-improvement activities' (17.2%).

- As for the main purpose of leisure activities of one-person households in 2022, 'For personal delight' occupied the largest share at 34.8%, which was followed by 'For peace of mind and relaxation' (18.9%) and 'For spending time' (15.6%).
- In 2022, the average daily leisure time of one-person households stood at 4.5 hours on weekdays and 6.3 hours on weekends.

< Leisure activities (weekend, 2023) >



Source: Statistics Korea <Social Survey>

< Average daily leisure time of one-person households (2022) >



Source: Ministry of Culture, Sports and Tourism <Korean Leisure Activity Survey>