



# Preliminary Results of the 2021 Transportation Survey (Including Logistics Industry Statistics)

- ◇ **In 2021, the number of enterprises, the number of workers and the annual sales of the 'Transportation and storage' industry recorded a year-on-year increase.**
  - Compared to 2020, the number of enterprises, the number of workers and the annual sales of the 'Transportation and storage' industry rose by 4.2%, 4.5% and 27.6%, respectively.
- ◇ **In 2021, the number of enterprises, the number of workers and the annual sales of the logistics industry recorded a year-on-year increase.**
  - Compared to 2020, the number of enterprises, the number of workers and the annual sales of the logistics industry grew by 6.3%, 9.7% and 38.0%, respectively.

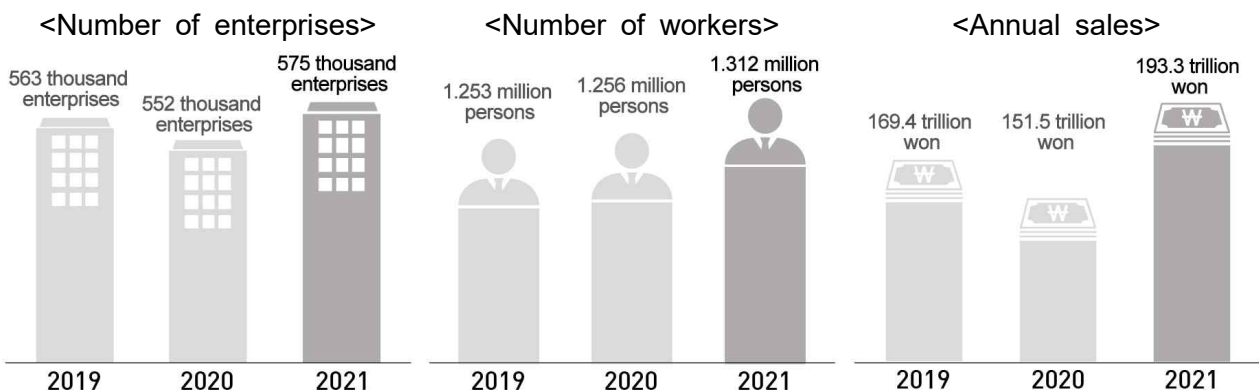
□ **(Transportation and storage)**

**In 2021, the number of enterprises in the 'Transportation and storage' industry was 575 thousand enterprises. The number of workers totaled 1.312 million persons. The annual sales recorded 193.3 trillion won.**

< Major indicators of the 'Transportation and storage' industry >

(Unit: each, person, billion won, %)

Classification	2019	2020	2021	Change	
				Change	Percent change
Number of enterprises	562,898	552,075	575,407	23,332	4.2
Land transport	537,196	528,409	551,452	23,043	4.4
Number of workers	1,252,861	1,256,162	1,312,222	56,060	4.5
Land transport	1,008,975	1,021,792	1,038,614	16,822	1.6
Annual sales	169,372	151,537	193,288	41,751	27.6
Land transport	70,412	68,667	76,016	7,349	10.7



○ (Number of enterprises)

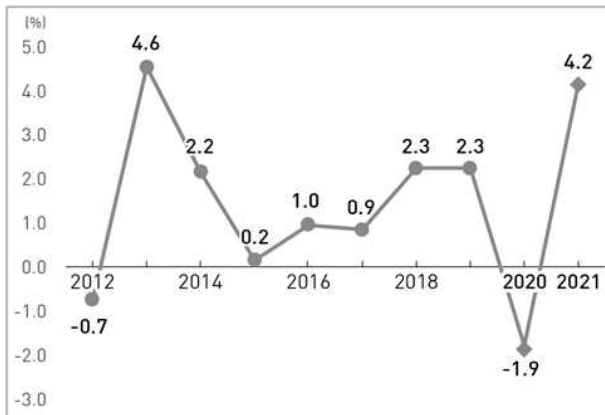
In 2021, the total number of enterprises in the 'Transportation and storage' industry rose by 4.2%, which resulted from better economic situations compared to 2020 when COVID-19 had a great impact on economy.

< Number of enterprises by industry >

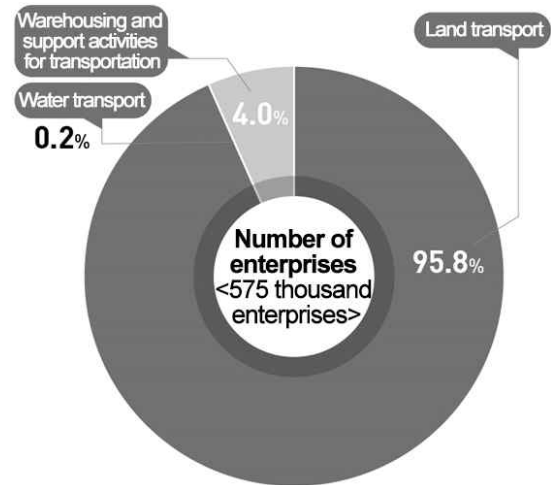
(Unit: each, %)

By industry	2019	2020	2021			
				Compo- sition	Change	Percent change
Transportation and storage	562,898	552,075	575,407	100.0	23,332	4.2
Land transport	537,196	528,409	551,452	95.8	23,043	4.4
Water transport	1,232	1,140	970	0.2	-170	-14.9
Air transport	78	55	68	0.0	13	23.6
Warehousing and support activities for transportation	24,392	22,471	22,917	4.0	446	2.0

<Percent change in the number of enterprises>



<Composition of enterprises by industry (2021)>



○ (Number of workers)

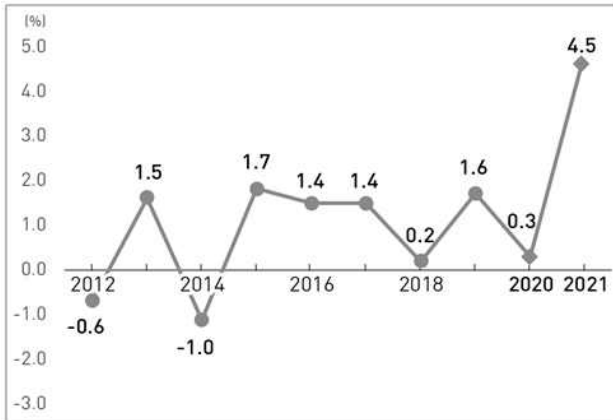
In 2021, the number of workers showed a decrease in passenger transport that was affected by COVID-19. However, the total number of workers in the 'Transportation and storage' industry grew by 4.5% from 2020, which resulted from an improvement in freight transport.

< Number of workers by industry >

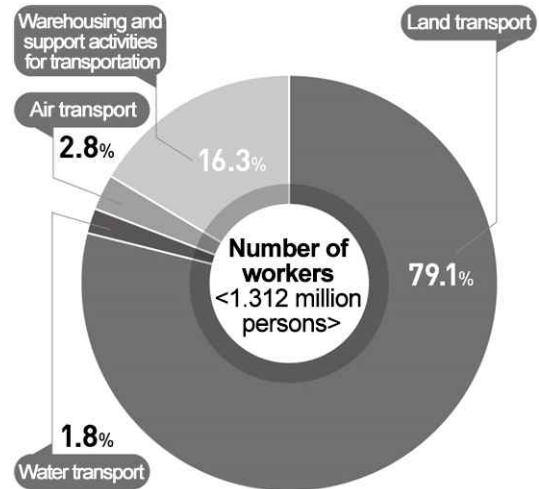
(Unit: person, %)

By industry	2019	2020	2021			
				Compo- sition	Change	Percent change
Transportation and storage	1,252,861	1,256,162	1,312,222	100.0	56,060	4.5
Land transport	1,008,975	1,021,792	1,038,614	79.1	16,822	1.6
Water transport	27,421	25,289	24,010	1.8	-1,279	-5.1
Air transport	43,152	35,455	36,119	2.8	664	1.9
Warehousing and support activities for transportation	173,313	173,626	213,479	16.3	39,853	23.0

<Percent change in the number of workers>



<Composition of workers by industry (2021)>



○ (Annual sales)

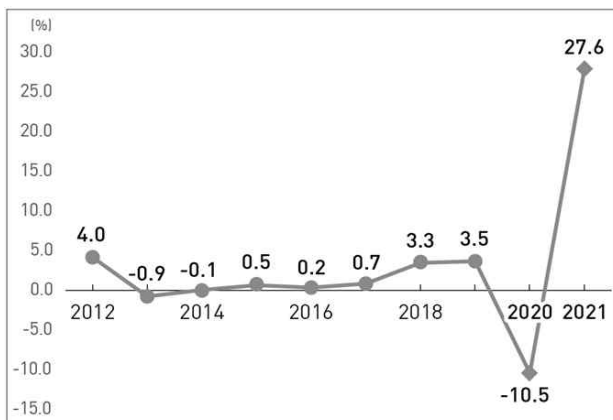
In 2021, the annual sales of the 'Transportation and storage' industry increased by 27.6% from 2020, which resulted from a rise in courier activities and the volume of transport owing the increase in exports and imports.

< Annual sales by industry >

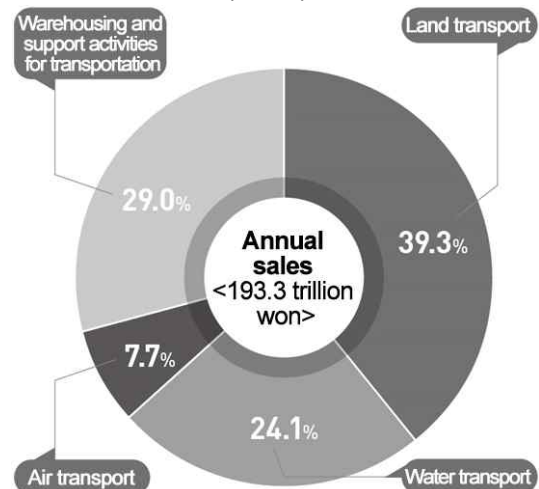
(Unit: billion won, %)

By industry	2019	2020	2021	2021		
				Compo-sition	Change	Percent change
Transportation and storage	169,372	151,537	193,288	100.0	41,751	27.6
Land transport	70,412	68,667	76,016	39.3	7,349	10.7
Water transport	28,512	28,453	46,510	24.1	18,057	63.5
Air transport	25,878	12,678	14,804	7.7	2,125	16.8
Warehousing and support activities for transportation	44,571	41,739	55,958	29.0	14,220	34.1

<Percent change in annual sales>



<Composition of annual sales by industry (2021)>



□ **(Logistics industry)**

**In 2021, the number of enterprises in the logistics industry was 399 thousand enterprises. The number of workers totaled 784 thousand persons. The annual sales recorded 154.8 trillion won.**

- In the logistics industry, the number of enterprises, the number of workers and the annual sales showed a year-on-year increase owing to the economic recovery and a rise in demand for logistics services.

< Major indicators of the 'Transportation and storage' industry and the 'Logistics industry' >

(Unit: each, person, billion won, %)

Classification	Transportation and storage				Logistics industry			
	2020	2021	Change	Percent change	2020	2021	Change	Percent change
Number of enterprises	552,075	575,407	23,332	4.2	375,116	398,796	23,680	6.3
Number of workers	1,256,162	1,312,222	56,060	4.5	714,336	783,591	69,255	9.7
Annual sales	151,537	193,288	41,751	27.6	112,195	154,803	42,608	38.0
Operating costs	142,663	168,214	25,551	17.9	100,470	127,495	27,026	26.9