

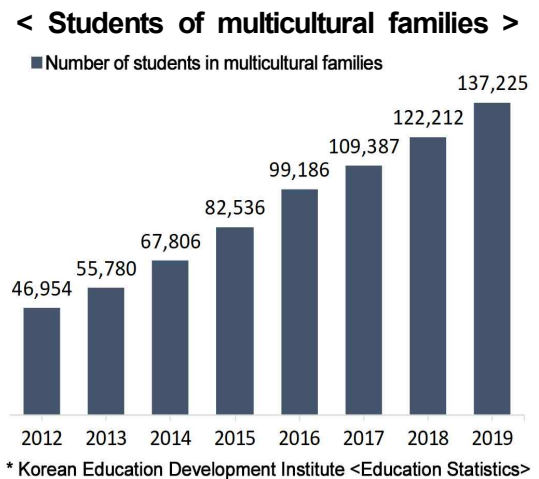
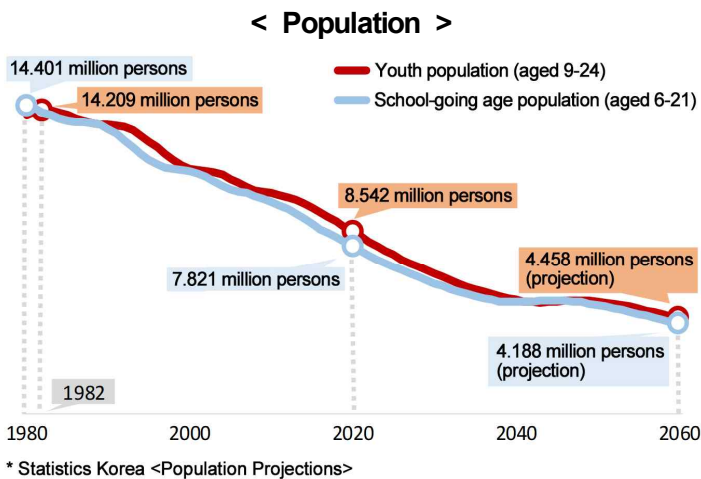


# 2020 Statistics on the Youth

## ◆ Population

In 2020, the youth population recorded 8.542 million persons, which occupied 16.5% of the total population.

- In 2020, the youth population aged 9~24 was 8.542 million persons, which took up 16.5% of the total population. In 2060, the youth population would decrease to half of the current total population.
- In 2020, the school-going age population aged 6~21 was 7.821 million persons, which occupied 15.1% of the total population. In 2060, this share would decrease to below 10%.
- The number of students in multicultural families increased by 12.3% to 137 thousand persons in 2019. Unlike a drop in the number of the total students, the number of students in multicultural families showed an ever-increasing trend.



## ◆ Health

In 2019, the average hours of sleeping on weekdays of elementary, middle and high school students recorded 7.3 hours.

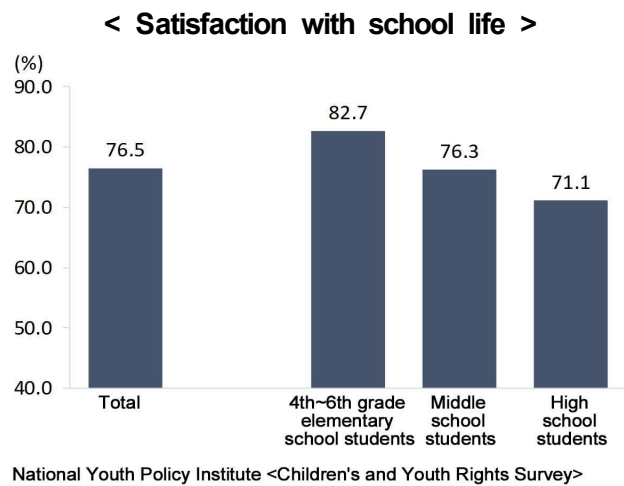
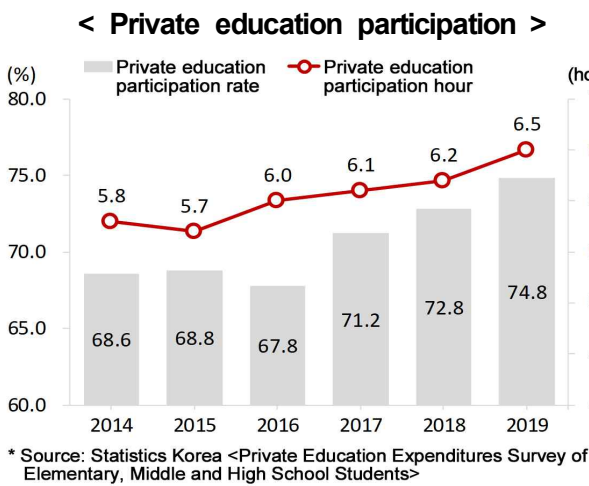
- In 2019, the average hours of sleeping on weekdays of elementary (4th~6th grade students), middle and high school students marked 7.3 hours.
- The average hours of sleeping on weekdays recorded 8.7 hours for elementary school students, 7.4 hours for middle school students and 6.0 hours for high school students.

- In 2019, 39.9% of middle and high school students felt stress in their daily life. 28.2% of them felt depressive for the recent 12 months.
- In 2019, 86.9% of elementary (4th~6th grade students), middle and high school students thought that they were healthy.

**◆ Learning and education**

**The private education participation rate of elementary, middle and high school students rose by 2.0%p to 74.8% in 2019.**

- In 2019, the private education participation rate of elementary, middle and high school students recorded 83.5%, 71.4% and 61.0%, respectively. This participation rate showed an increasing trend from 2016.
  - The private education participation hours of elementary, middle and high school students stood at 6.5 hours per week, which showed an increasing trend from 2015.
  - In 2019, 76.5% of elementary (4th~6th grade students), middle and high school students thought that they were pleased when going to school.
  - According to PISA\* 2018 results, Korea was ranked 2nd~7th in reading, 1st~4th in mathematics and 3rd~5th in science among 37 OECD member countries.
- \* OECD's Program for International Student Assessment



**◆ Economic activities**

**The employment to population ratio of the youth rose by 0.8%p to 43.5% in 2019.**

- In 2019, the employment to population ratio of the youth aged 15~29 stood at 43.5%. The unemployment rate of the youth aged 15~29 stood at 8.9%, down 0.6%p from 2018.
- In 2019, the employment to population ratio stood at 7.6% for the youth aged 15~19, 43.5% for the youth aged 20~24 and 70.4% for the youth aged 25~29.

- The average monthly wage of the youth aged 20~24 increased by 7.7% to 1.998 million won in 2018. The average monthly wage of the youth aged 25~29 increased by 4.8% to 2.466 million won in 2018.
- In 2019, the most important factor that the youth aged 13~24 considered when choosing a job was income (32.8%), which was followed by aptitude & interest (28.1%) and job stability (21.0%).
- In 2019, 2.7% of middle school students and 13.6% of high school students experienced a part-time job for the recent year. This percentage showed a decreasing trend from 2016.

## ◆ Leisure

**In 2019, as a leisure activity that the youth wanted to do in the future, sightseeing occupied the largest share at 58.5%.**

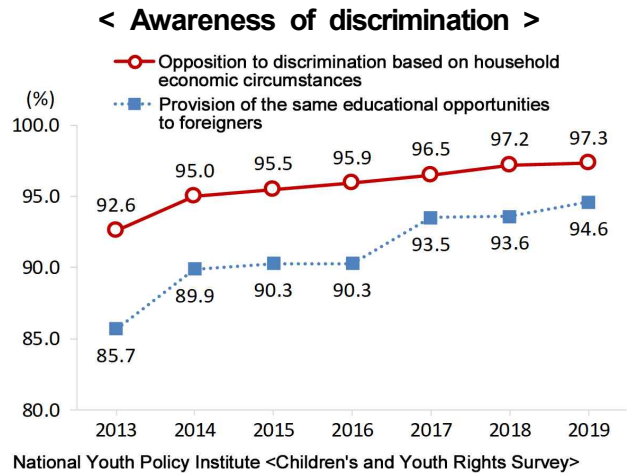
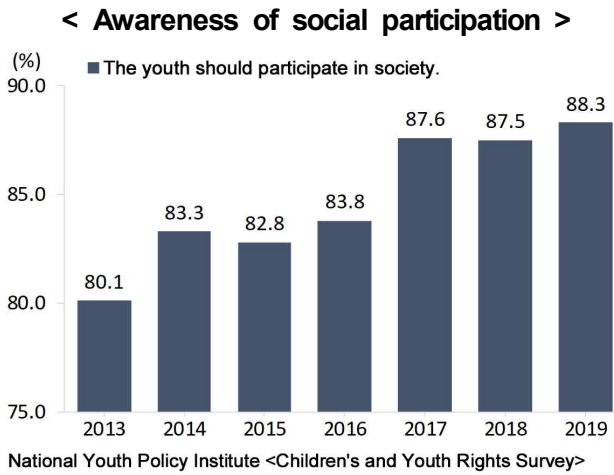
- In 2019, the largest share (27.2%) of elementary (4th~6th grade students), middle and high school students spent 1~2 hours on leisure activities on weekdays, which was followed by '2~3 hours' (22.0%), 'less than 1 hour' (16.2%) and '3~4 hours' (14.2%).
- In 2019, the largest share of the youth aged 13~24 played computer games or browsed the Internet as a leisure activity.
- In 2019, the largest share (58.5%) of the youth aged 13~24 wanted to go sightseeing as a leisure activity in the future. This share was followed by 'Hobby & self-development activities' (48.8%), 'Watching cultural and artistic events' (48.5%) and 'Playing computer games or browsing the Internet' (30.2%).
- In 2019, 86.2% of the youth aged 13~24 watched cultural, artistic and sports events for the recent year.

## ◆ Social participation and awareness

**In 2019, 88.3% of elementary, middle and high school students thought that they should participate in society.**

- In 2019, 88.3% of elementary (4th~6th grade students), middle and high school students thought that the youth should have interest in social and political issues. In other words, they thought the youth should participate in society.
- In 2019, 96.4% of elementary (4th~6th grade students), middle and high school students thought that males and females should have equal rights in all aspects.
- In 2019, 97.3% of elementary (4th~6th grade students), middle and high school students opposed discrimination based on their household economic circumstances.

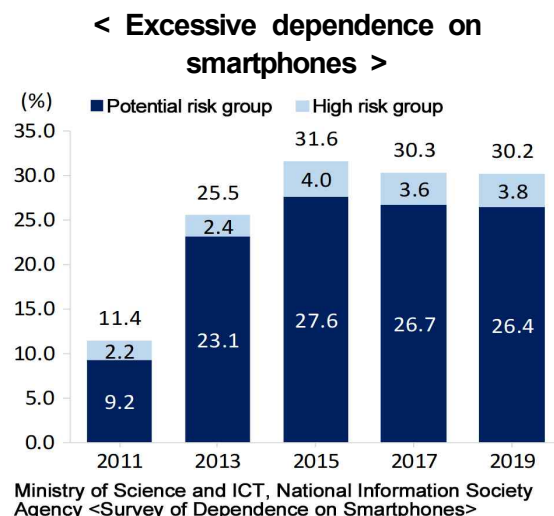
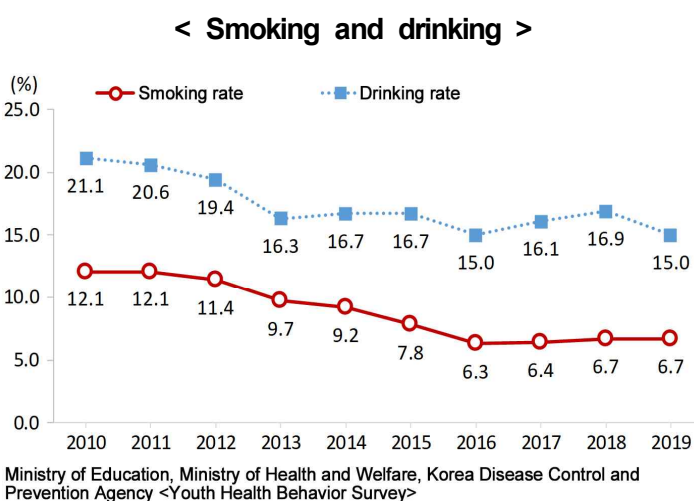
- In 2019, 94.6% of elementary (4th~6th grade students), middle and high school students thought that foreigners residing in Korea should have the same educational opportunities as Korean nationals.



**◆ Safety and behavior**

In 2019, the smoking rate and the drinking rate of middle and high school students for the recent 30 days stood at 6.7% and 15.0%, respectively.

- In 2019, the smoking rate and the drinking rate of middle and high school students for the recent 30 days stood at 6.7% and 15.0%, respectively.
- In 2019, 30.2% of teens showed excessive dependence on smartphones. In particular, middle school students were vulnerable to the risk of excessive dependence on smartphones.
- In 2019, 3.5% of elementary (4th~6th grade students), middle and high school students experienced runaway for the past year, which dropped by 0.3%p from 2018. Their major reason for running away was conflict with parents (61.7%).
- In 2018, juvenile offenders aged 14~18 recorded 66 thousand persons, which occupied 3.8% of the total offenders. The most common crime type was property crime (40.1%).





## Relationship

In 2019, 89.9% of the youth had a person to talk with when they were discouraged or depressed to get help.

- In 2019, 89.9% of the youth aged 13~24 had a person to talk with when they were discouraged or depressed to get help.
- In 2019, 64.9% of the youth aged 13~24 were satisfied with overall human relationship. Whereas, 3.8% of them were not satisfied with human relationship.
- In 2019, the number of youth counseling cases through the 1388 Youth Counseling Center was 902 thousand cases, which showed an ever-increasing trend from 2011. The most common counseling type was information provision (18.2%), which was followed by mental health (18.1%) and interpersonal relationships (16.6%).