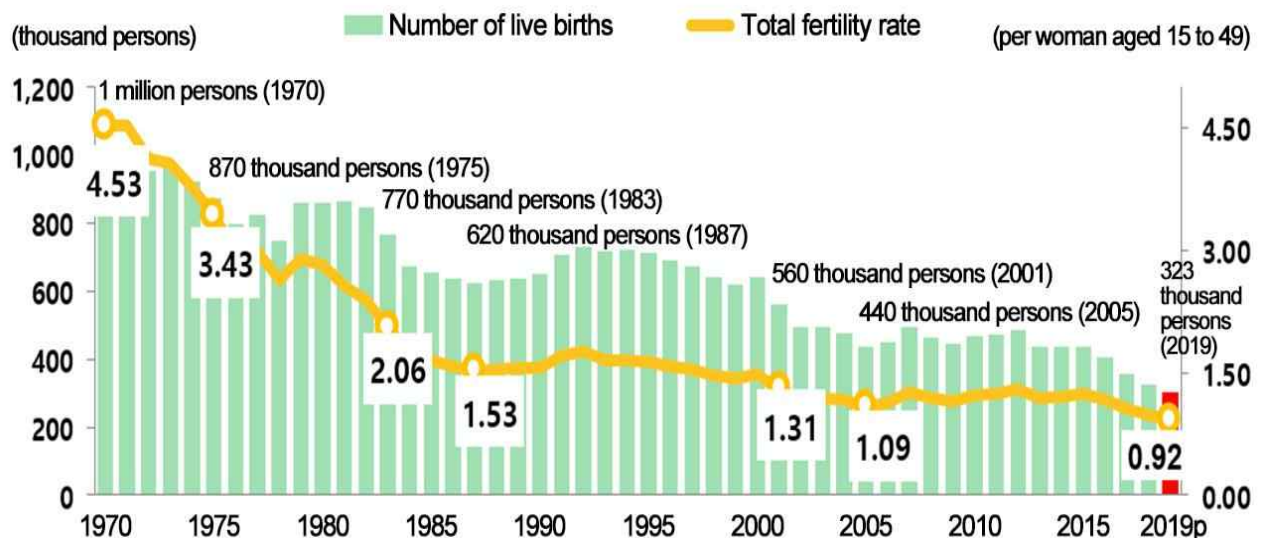




## Preliminary Results of Birth and Death Statistics in 2019

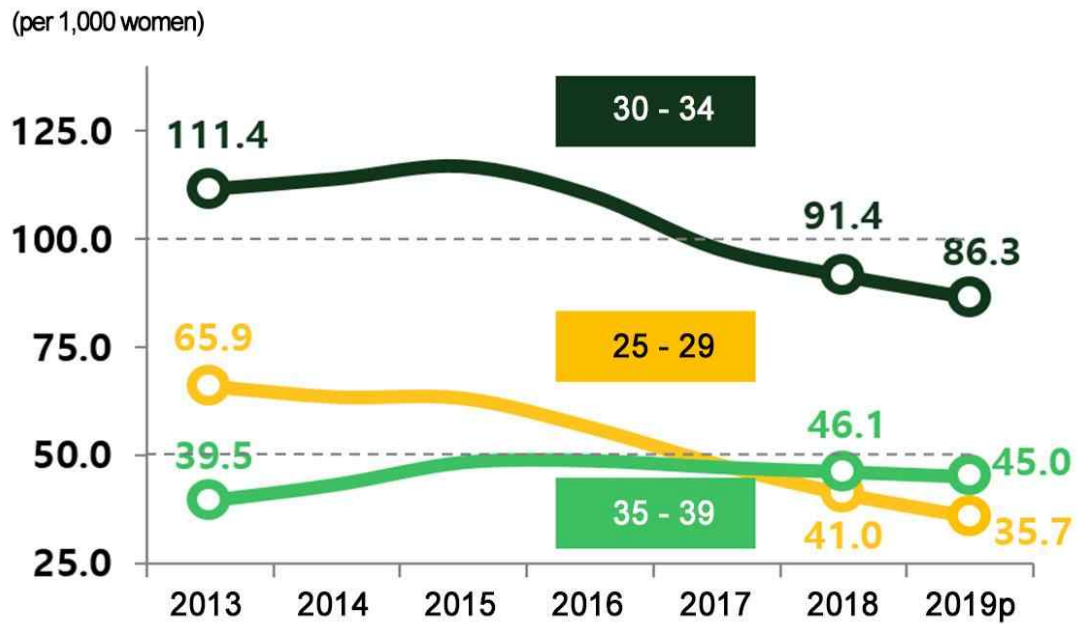
**In 2019, the number of live births was 303.1 thousand persons, which dropped by 23.7 thousand persons (-7.3%) from 2018.**

- The total fertility rate (the number of births that a woman would have if she experienced the current age specific birth rates throughout her childbearing years) marked 0.92 in 2019, which dropped by 0.06 from 2018.
- The crude birth rate (the number of live births per 1,000 population) stood at 5.9 in 2019, dropping by 0.5 (-7.3%) from 2018.



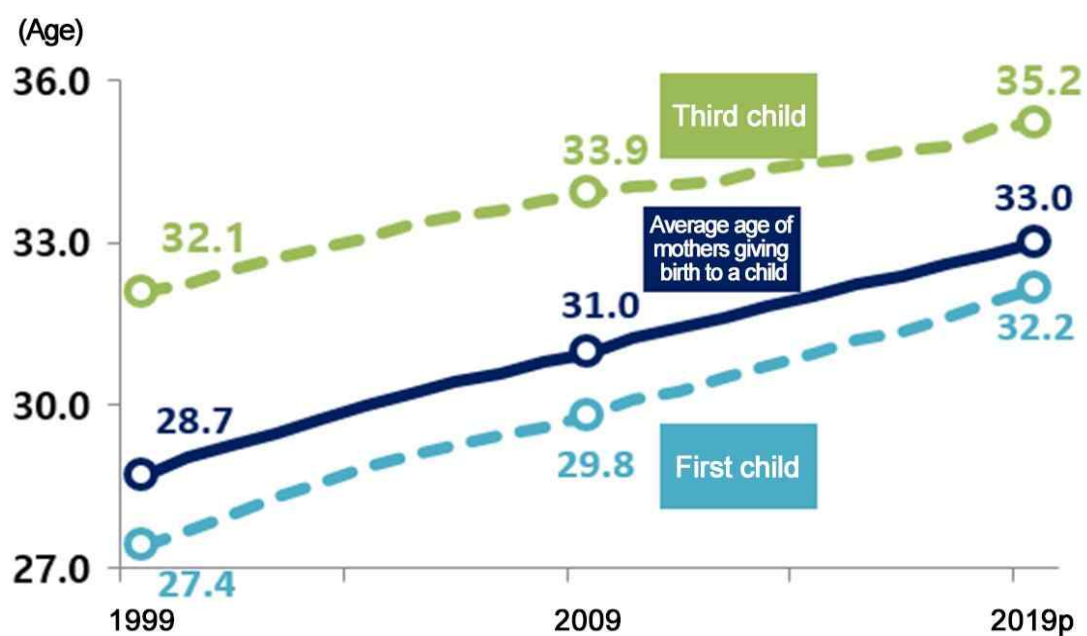
**In 2019, the fertility rate showed a year-on-year decrease in all age groups excluding mothers aged 40~49.**

- The fertility rate for women aged 25~29 showed the highest decrease from 41.0 persons in 2018 to 35.7 persons in 2019.
  - The fertility rate for women aged 30~34 marked a decrease of 5.1 persons from 91.4 persons in 2018 to 86.3 persons in 2019.
  - The fertility rate of women aged 35~39 marked a decrease of 1.1 persons.



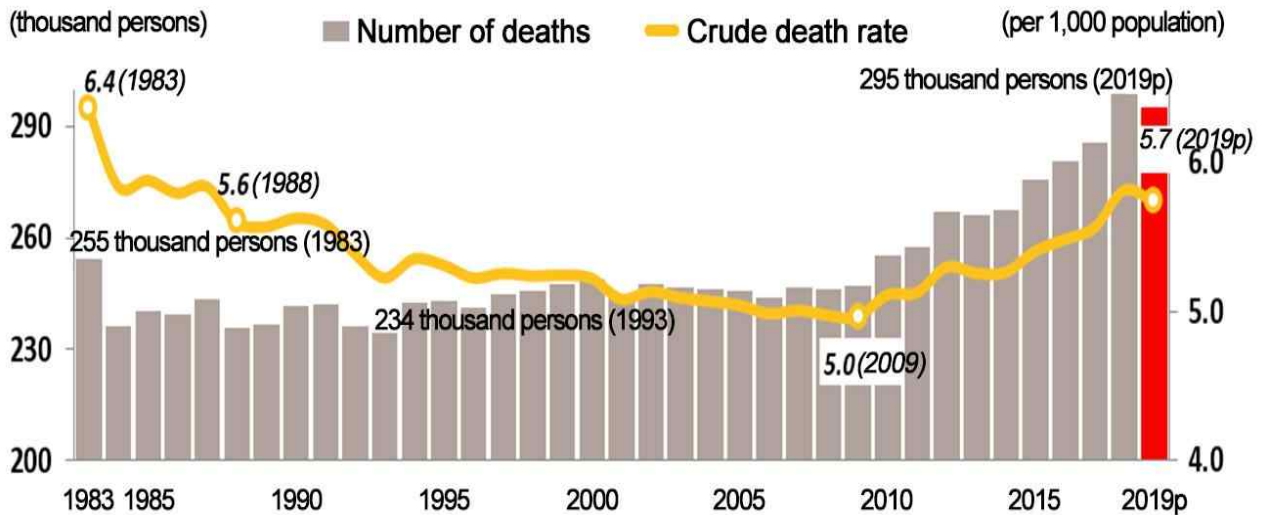
**The average age of mothers giving birth to a child was 33.0 years in 2019, up 0.2 year from 2018.**

- The average age of mothers giving birth to a child was 32.2 years for the first child, 33.8 years for the second child and 35.2 years for the third child.
- Compared to 2018, the average age of mothers giving birth to a child rose by 0.1~0.3 year for the first child, the second child and the third child.
- \* Average age of mothers giving birth to a child in 2018: 31.9 years for the first child, 33.6 years for the second child and 35.1 years for the third child



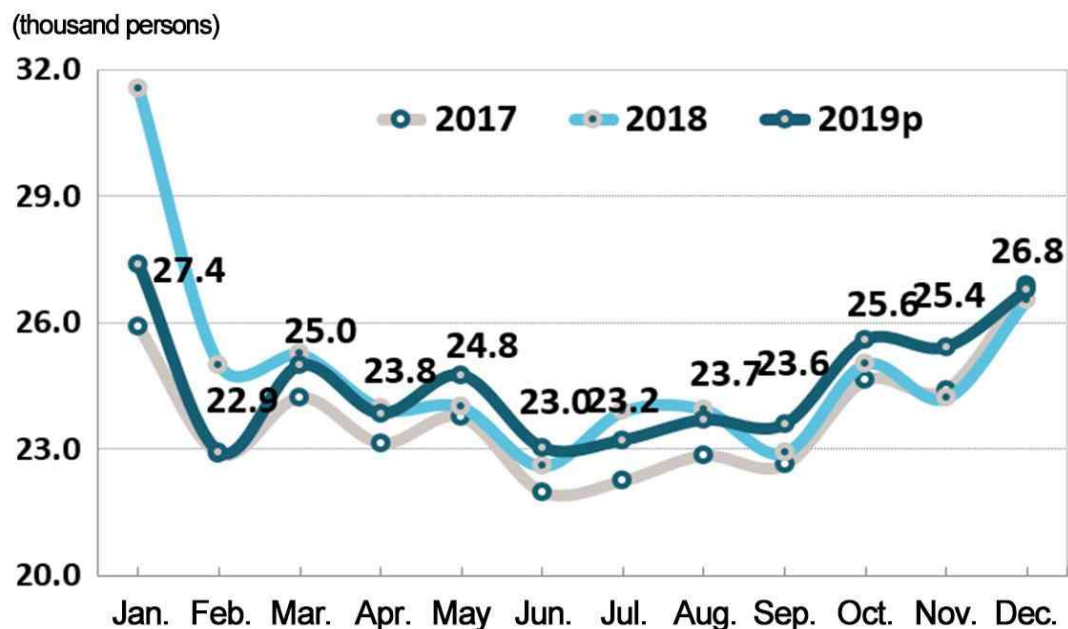
**In 2019, the number of deaths was 295.1 thousand persons, which fell by 3.7 thousand persons (-1.2%) from 2018.**

- The crude death rate (the number of deaths per 1,000 population) fell by 0.1 person (-1.3%) to 5.7 persons in 2019.



**Compared to 2018, the deaths in January and February sharply decreased by 13.3% and 8.3%, respectively.**

- Compared to 2018, the deaths in January and February decreased by 6 thousand persons (-11.0%).
- While the deaths in January and February of 2018 recorded a sharp increase due to cold waves, the deaths in January and February of 2019 decreased to the same level as the average year.



**The natural increase (Birth - Death) marked 8 thousand persons in 2019, which fell by 20 thousand persons (-71.7%) from 2018.**

- The natural increase rate stood at 0.2 per 1,000 population in 2019, dropping by 0.4 from 2018.
- In 2019, 8 metropolitan cities and provinces including Gyeonggi (23 thousand persons) and Seoul (10 thousand persons) showed natural increase. Whereas, 9 metropolitan cities and provinces including Gyeongbuk (-7 thousand persons) and Jeonnam (-6 thousand persons) showed natural decrease.

