



Statistics Korea

Press Release

다시, 대한민국!
새로운 국민의 나라

Embargo 12:00 P.M., Aug. 30, 2023 Embargo 15:00 PM., Aug. 29, 2023

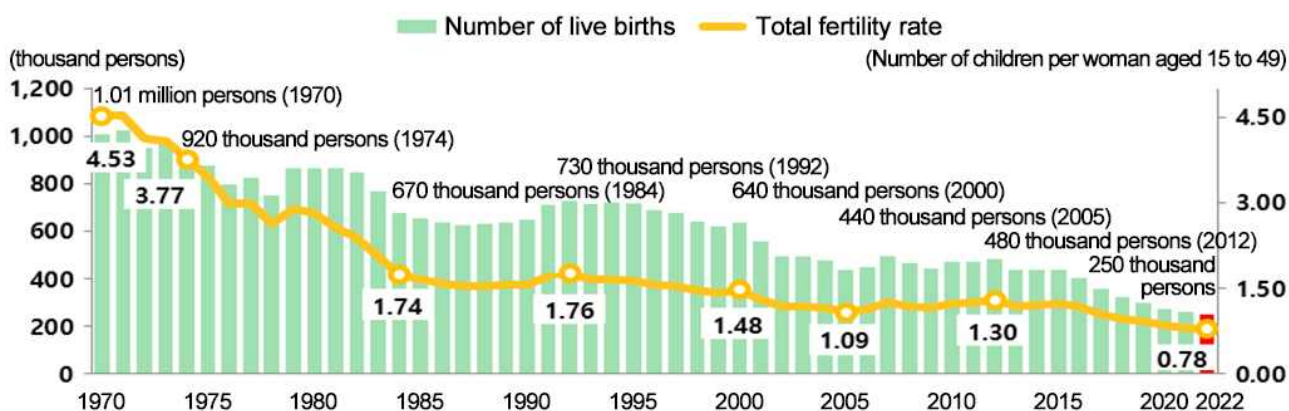
Birth Statistics in 2022

Contact Division	Social Statistics Bureau Vital Statistics Division	Contact Person	Lim, Young-il (042-481-2250)
------------------	---	----------------	------------------------------

Birth Statistics in 2022

There were 249 thousand live births in 2022, which fell by 11 thousand (-4.4%) from 2021.

- The total fertility rate (the number of births that a woman would have if she experienced the current age specific birth rates throughout her childbearing years) recorded 0.78 child per woman in 2022, which hit a new record low after the first-time production of birth statistics in 1970.
- The crude birth rate (the number of live births per 1,000 population) stood at 4.9 persons in 2022, which fell by 0.2 person from 2021.



[Table 1] Number of live births, crude birth rate and total fertility rate (2012–2022)

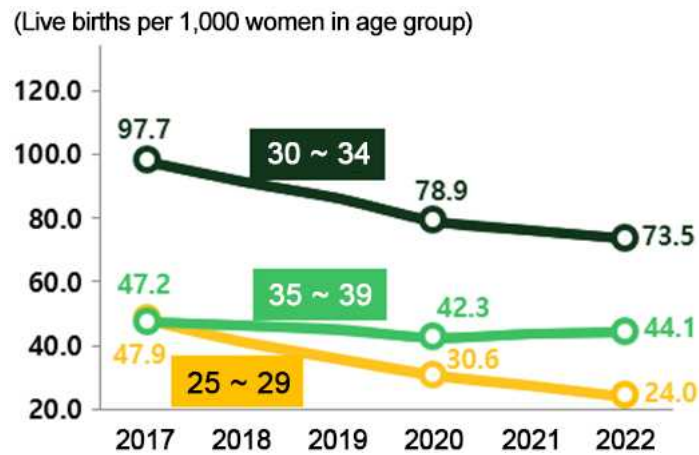
(Unit: 1,000 persons, %, person, live births per 1,000 population, live births per woman aged 15 to 49)

	2012	2013	2014	2015	2016	2017	2018	2019	2020	2021	2022	
Number of live births	484.6	436.5	435.4	438.4	406.2	357.8	326.8	302.7	272.3	260.6	249.2	
Year-on-year	Change	13.3	-48.1	-1.0	3.0	-32.2	-48.5	-30.9	-24.1	-30.3	-11.8	-11.4
	Percent change	2.8	-9.9	-0.2	0.7	-7.3	-11.9	-8.7	-7.4	-10.0	-4.3	-4.4
Average number of live births per day	1,324	1,196	1,193	1,201	1,110	980	895	829	746	714	683	
Crude birth rate	9.6	8.6	8.6	8.6	7.9	7.0	6.4	5.9	5.3	5.1	4.9	
Total fertility rate	1.30	1.19	1.21	1.24	1.17	1.05	0.98	0.92	0.84	0.81	0.78	
Year-on-year	Change	0.05	-0.11	0.02	0.03	-0.07	-0.12	-0.08	-0.06	-0.08	-0.03	-0.03
	Percent change	4.3	-8.5	1.5	2.8	-5.4	-10.2	-7.1	-6.0	-8.9	-3.4	-3.7

The fertility rate of mothers aged 34 or less showed a year-on-year decrease. Whereas, the fertility rate of mothers aged 35 or more showed a year-on-year increase.

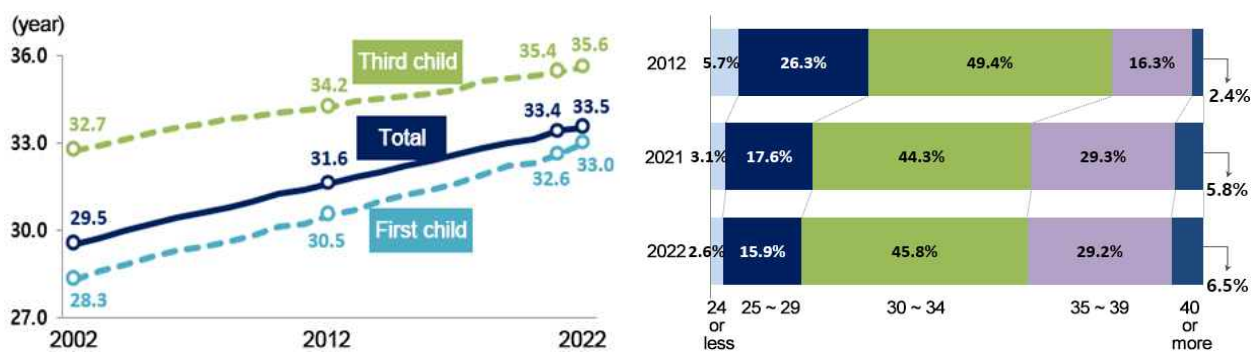
- The fertility rate of mothers aged 30~34 recorded the highest figure of 73.5 persons per 1,000 female population.

- Compared to 2021, the fertility rate of mothers aged '25~29' and '30~34' fell by 3.4 persons (-12.5%) and 2.6 persons (-3.4%), respectively. Whereas, the fertility rate of mothers aged 35~39 rose by 0.6 persons (1.4%).



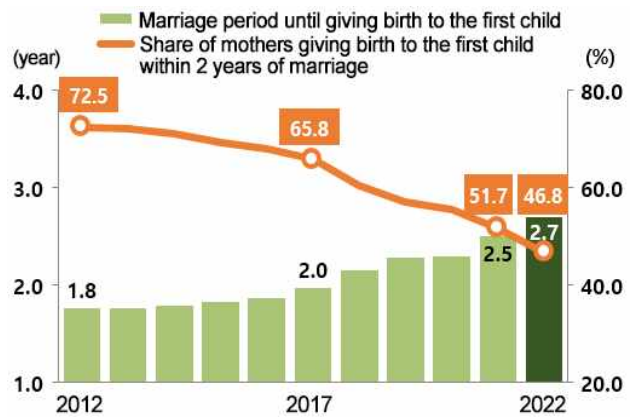
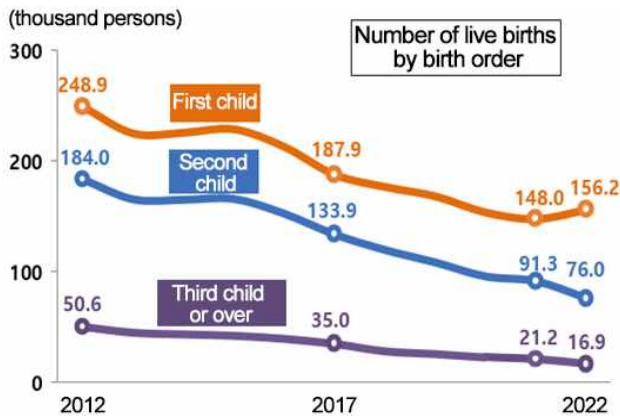
The average age of mothers giving birth to a child was 33.5 years in 2022, up 0.2 year from 2021.

- The average age of mothers giving birth to a child was 33.0 years for the first child, 34.2 years for the second child and 35.6 years for the third child. Compared to 2021, all these figures marked an increase.
- The share of mothers aged 35 or more stood at 35.7% in 2022, up 0.6%p from 2021.



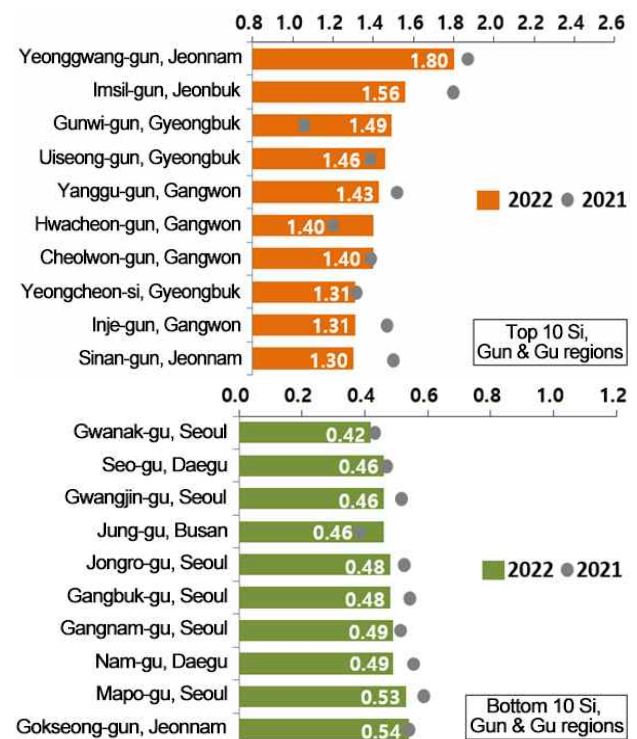
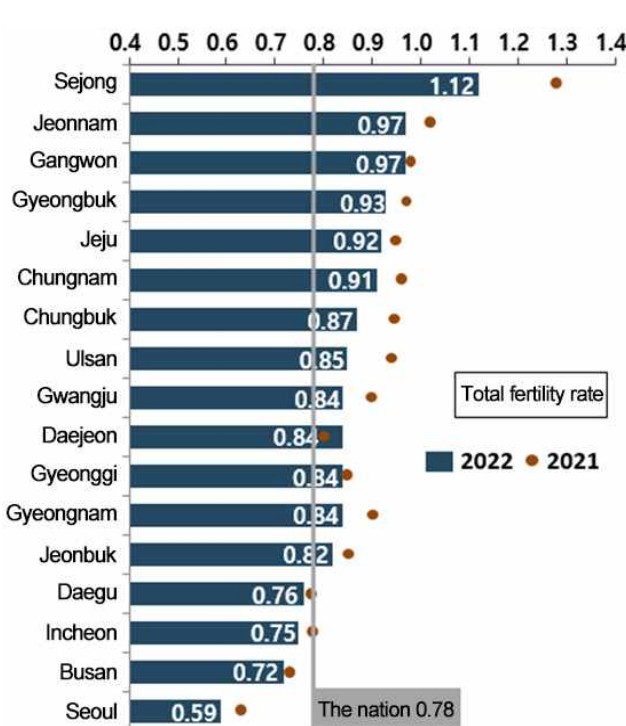
Compared to 2021, the live births of the first child grew by 8 thousand (5.6%). Whereas, the live birth of the second child dropped by 15 thousand (-16.7%).

- Compared to 2021, the live births of the first child rose by 8 thousand (5.6%). The live births of the second child declined by 15 thousand (-16.7%). The live births of the third child or over dropped by 4 thousand (-20.5%).
- The average marriage period until giving birth to the first child was 2.7 years in 2022, rising by 0.3 year from 2021.
- The share of mothers giving birth to the first child within 2 years of marriage stood at 46.8% in 2022, down 4.9%p from 2021.



The total fertility rate of Sejong recorded the highest figure of 1.12 children per woman, which was followed by Jeonnam (0.97) and Gangwon (0.97). In the meantime, the total fertility rate of Seoul recorded the lowest figure of 0.59 child per woman.

- As for live births, all metropolitan cities and provinces (excluding Daejeon (3.5%)) showed a year-on-year decrease. As for the total fertility rate, all metropolitan cities and provinces (excluding Daejeon) showed a year-on-year decrease.
- As for the total fertility rate by Si, Gun & Gu, Yeonggwang-gun, Jeonnam recorded the highest figure of 1.80 children per woman, which was followed by Imsil-gun, Jeonbuk (1.56 children). In the meantime, Gwanak-gu, Seoul recorded the lowest figure of 0.42 child per woman, which was followed by Seo-gu, Daegu (0.46 child).



Appendix Overview of Birth Statistics

1. Purpose

- As a component of changes in the size and structure of the population, birth statistics are produced to be used as basic data when making policies and carrying out research.

2. Basic data

- According to the Statistics Act and the Act on Registration of Family Relations, Korean nationals should submit reports of live births to administrative district offices of Si (& Gu) or Eup (Myeon & Dong). These reports are used as basic data when producing birth statistics.

3. Legal basis

- Designated statistics which are approved according to Paragraph 4 of Article 24-2 and Paragraph 1 of Article 17 of the Statistics Act (Approval No. 101003, Vital Statistics)

4. Statistical terms

- Crude Birth Rate (CBR)

The crude birth rate indicates the ratio of the number of live births in a specific year to the mid-year population (as of July 1st) in that year. It is expressed as live births per 1,000 population.

$$\blacktriangleright \text{Crude birth rate} = \frac{\text{Number of live births in a specific year}}{\text{Mid-year population}} \times 1,000$$

- Age-specific Fertility Rate (ASFR)

The age-specific fertility rate indicates the ratio of the number of births of mothers aged 15~49 in a specific year to the mid-year female population in that year. It is expressed as births per 1,000 female population.

$$\blacktriangleright \text{Age-specific fertility rate} = \frac{\text{Number of live births of mothers at a specific age}}{\text{Mid-year female population}} \times 1,000$$

- Total Fertility Rate (TFR)

The total fertility rate indicates the number of births that a woman would have if she experienced the current age specific birth rates throughout her childbearing years (15~49 years). It is the sum of age-specific fertility rates.

$$\blacktriangleright \text{Total fertility rate (TFR)} = \sum_{i=15}^{49} (\text{ASFR})_i \div 1,000$$