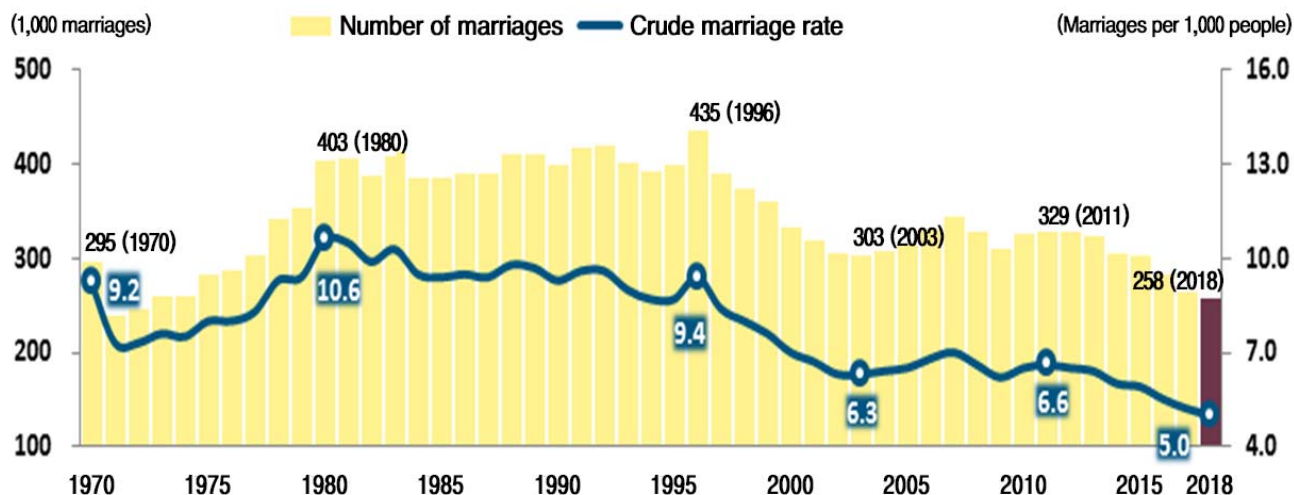




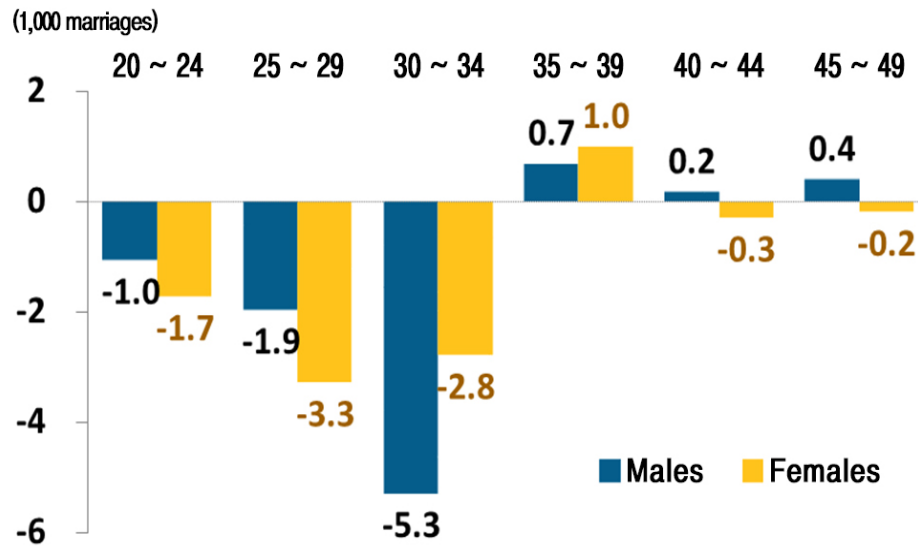
Marriage and Divorce Statistics in 2018

In 2018, the number of marriages was 257.6 thousand, which decreased by 2.6% (-6.8 thousand) from 2017.

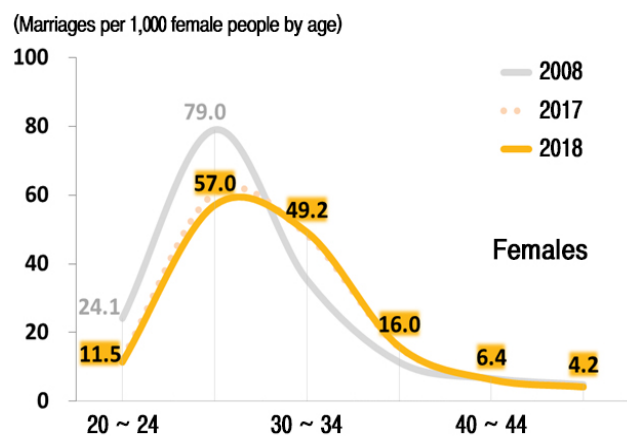
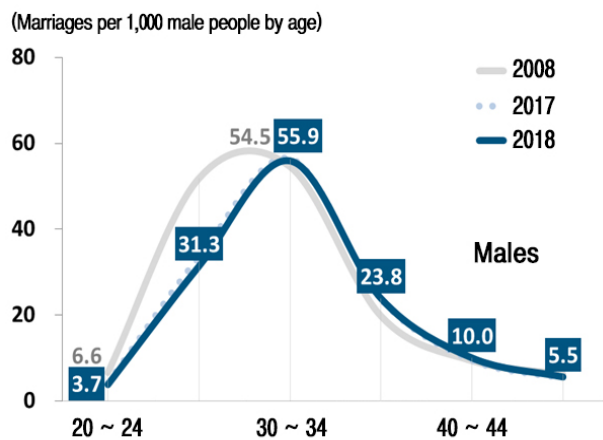
- (Crude marriage rate) (the number of marriages per 1,000 people)
The crude marriage rate stood at 5.0 in 2018, which dropped 0.2 from 2017.



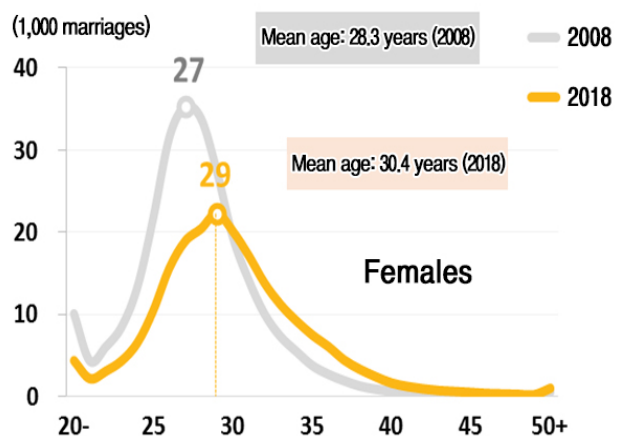
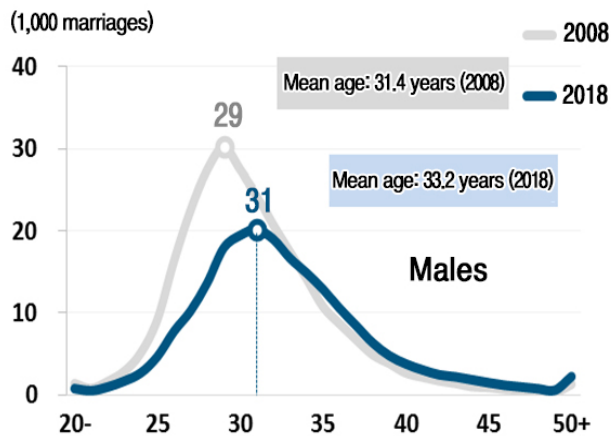
- (Number of marriages by age)
Compared to 2017, the marriages of males aged 30 to 34 showed the highest decrease.
The marriages of females aged 25 to 29 showed the highest decrease.
- The marriage of males aged 30 to 34 dropped by 5.3 thousand (-5.4%) from 2017. The marriage of females aged 25 to 29 dropped by 3.3 thousand (-3.5%) from 2017.



- (Marriage rate by age) (the number of marriages per 1,000 people in a given age)
As for the marriage rate by age, males aged 30 to 34 showed the highest figure of 55.9 marriages per 1,000 people. Females aged 25 to 29 showed the highest figure of 57.0 marriages per 1,000 people.

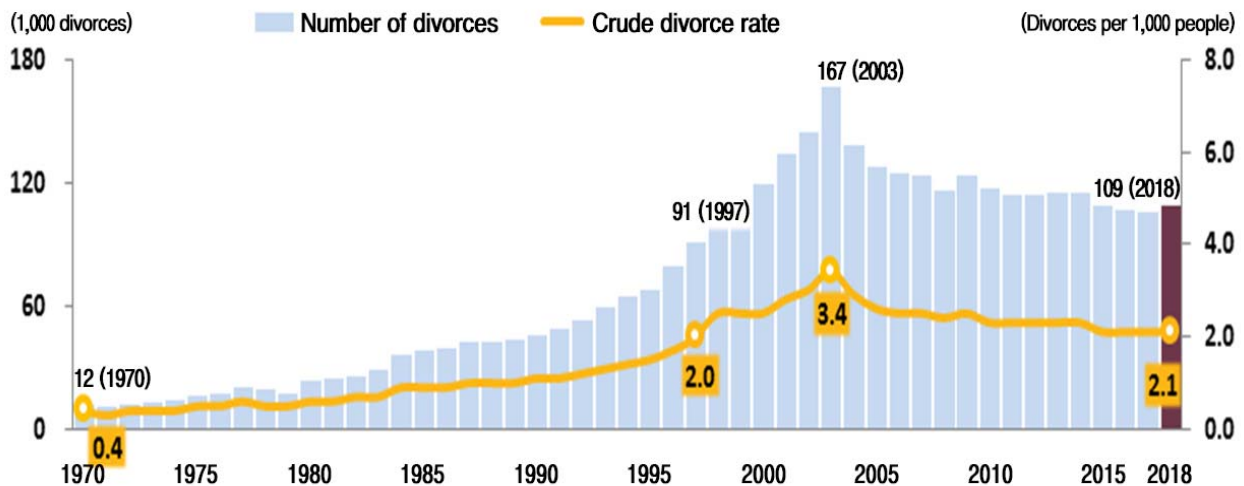


- (Mean age at first marriage)
The mean age at first marriage for males was 33.2 years in 2018, up 0.2 year from 2017. The mean age at first marriage for females was 30.4 years in 2018, up 0.2 year from 2017.



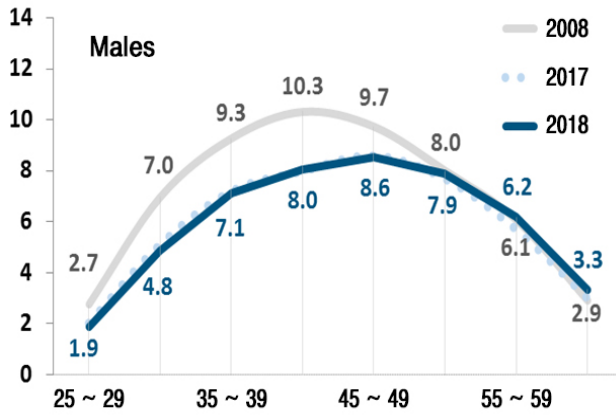
In 2018, the number of divorces was 108.7 thousand, which increased by 2.5% (2.7 thousand) from 2017.

- (Crude divorce rate) (the number of divorces per 1,000 people)
The crude divorce rate stood at 2.1 in 2018, which remained the same as 2017.

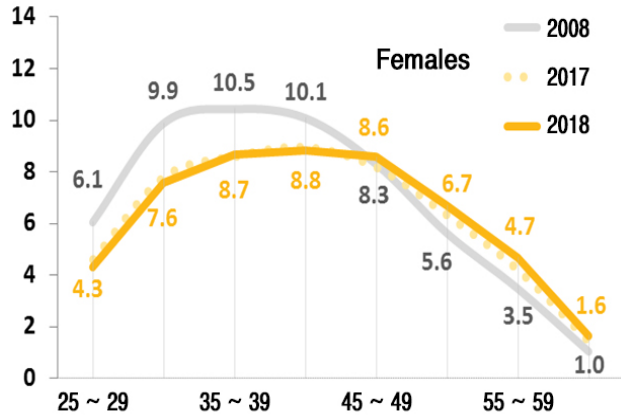


- Divorce rate by age) (the number of divorces per 1,000 people in a given age)
As for the divorce rate by age, males aged 45 to 49 showed the highest figure of 8.6 divorces per 1,000 people. Females aged 40 to 44 showed the highest figure of 8.8 divorces per 1,000 people.

(Divorces per 1,000 male people by age)



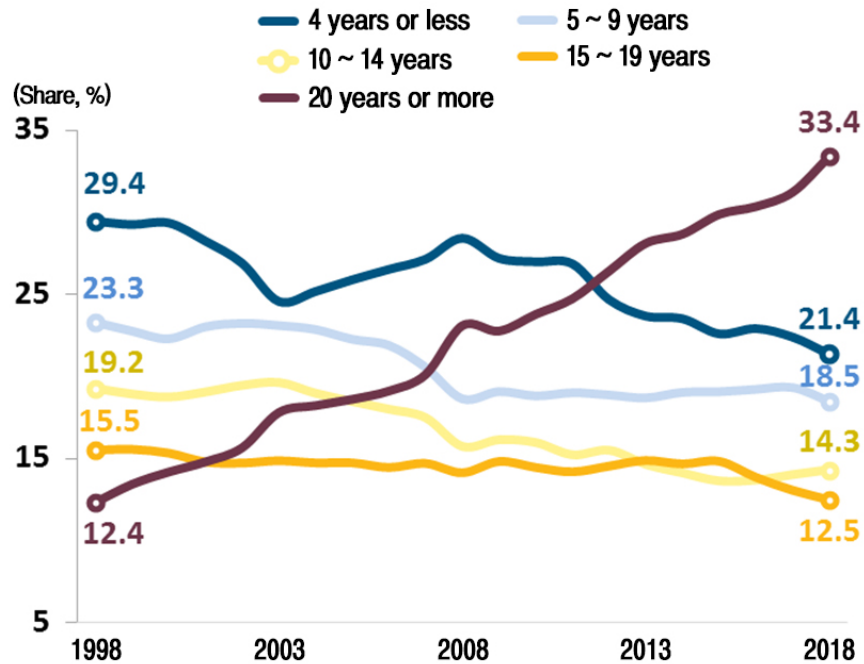
(Divorces per 1,000 female people by age)



○ (Duration of marriage)

The duration of '20 years or more' of marriage before getting divorced occupied the highest share at 33.4% of the total divorces, which was followed by the duration of '4 years or less' (21.4%).

- The average duration of marriage before getting divorced recorded 15.6 years, rising by 0.6 year from 2017.



The number of marriages with foreign spouses increased by 8.9% from 2017. The number of divorces with foreign spouses increased by 0.1% from 2017.

- The number of marriages with foreign spouses increased by 1.9 thousand (8.9%) to 22.7 thousand in 2018. The number of divorces with foreign spouses increased by 0.1% to 7.1 thousand in 2018.

