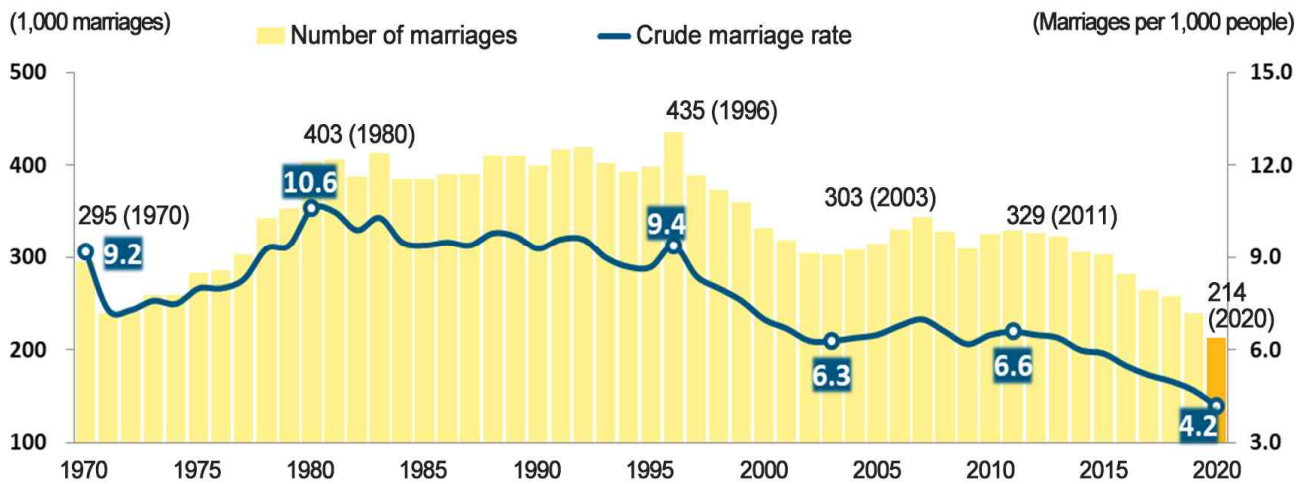




# Marriage and Divorce Statistics in 2020

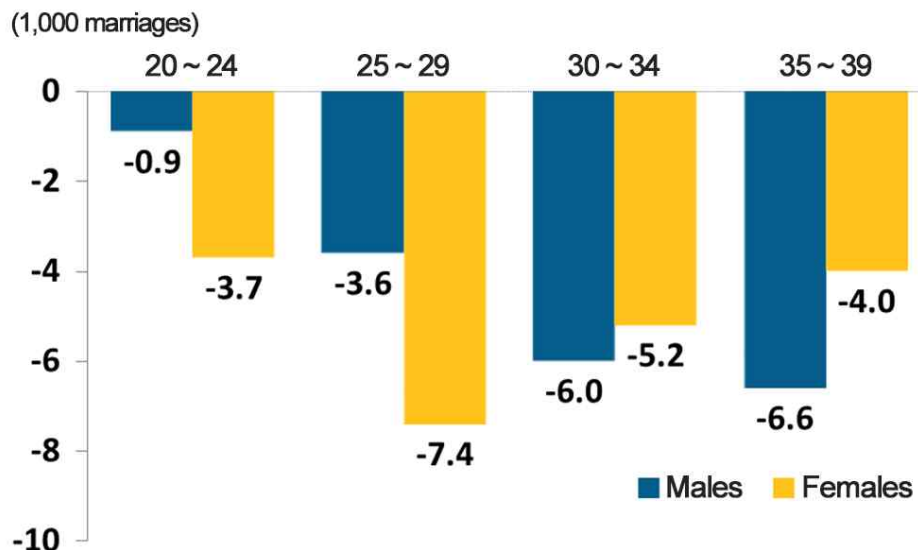
**In 2020, the number of marriages was 214 thousand, which decreased by 10.7% (-26 thousand) from 2019.**

- The crude marriage rate (the number of marriages per 1,000 people) stood at 4.2 in 2020, which dropped 0.5 from 2019.



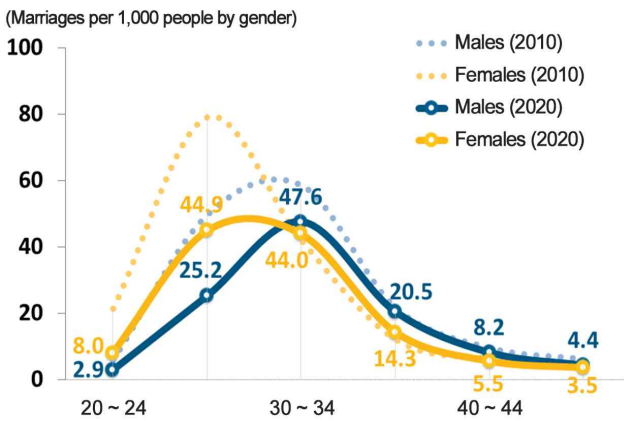
- Compared to 2019, the marriages of males aged 35 to 39 showed the highest decrease. The marriages of females aged 25 to 29 showed the highest decrease.
  - The marriages of males aged 35 to 39 fell by 7 thousand (-14.2%) from 2019.
  - The marriages of females aged 25 to 29 fell by 7 thousand (-9.1%) from 2019.

< Year-on-year change in the number of marriages by gender and age group (2020) >

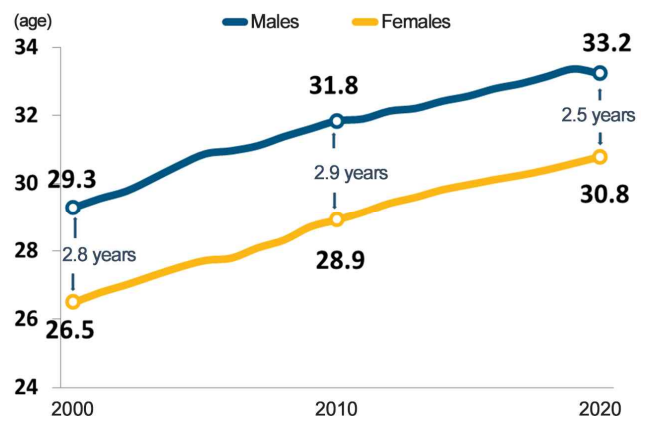


- As for the marriage rate by age group (the number of marriages per 1,000 people in a given age), males aged 30 to 34 showed the highest figure of 47.6 marriages per 1,000 males. Females aged 25 to 29 showed the highest figure of 44.9 marriages per 1,000 females.
- The mean age at first marriage of males was 33.2 years in 2020, down 0.1 year from 2019. The mean age at first marriage of females was 30.8 years in 2020, up 0.2 year from 2019.

< Marriage rate by gender and age group (2010, 2020) >

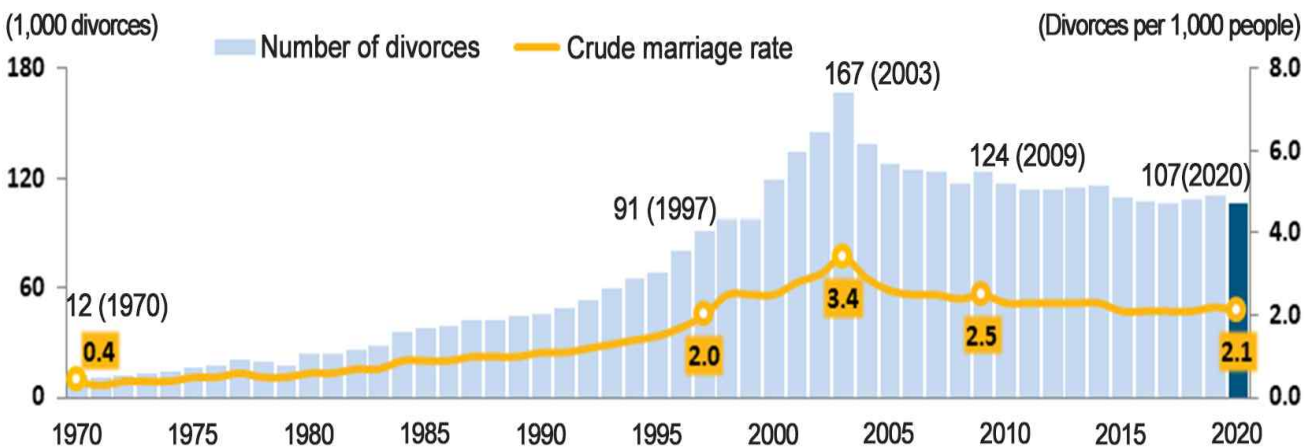


< Mean age at first marriage by gender (2000-2020) >



**In 2020, the number of divorces was 107 thousand, which decreased by 3.9% (-4 thousand) from 2019.**

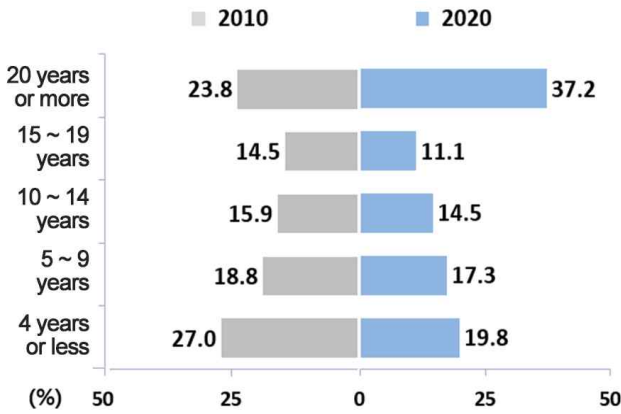
- The crude divorce rate (the number of divorces per 1,000 people) stood at 2.1 in 2020, which fell by 0.1 from 2019.



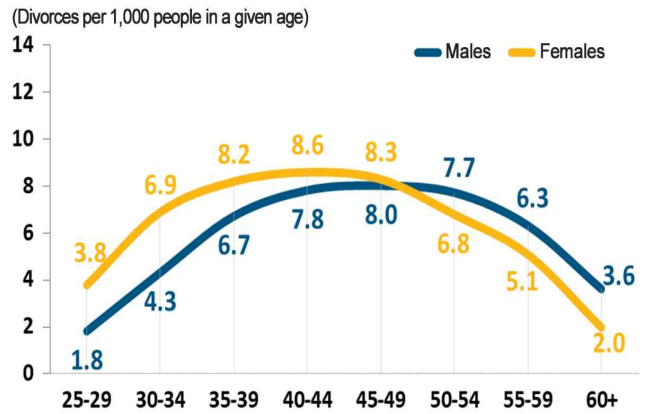
- The divorces with the marriage duration of '20 years or more' before getting divorced occupied the highest share at 37.2% of the total divorces, which was followed by the duration of '4 years or less' (19.8%).

- As for the divorce rate by age (the number of divorces per 1,000 people in a given age), males aged 45 to 49 showed the highest figure of 8.0 divorces per 1,000 males. Females aged 40 to 44 showed the highest figure of 8.6 divorces per 1,000 females.

< Share of divorces by marriage duration (2010, 2020) >



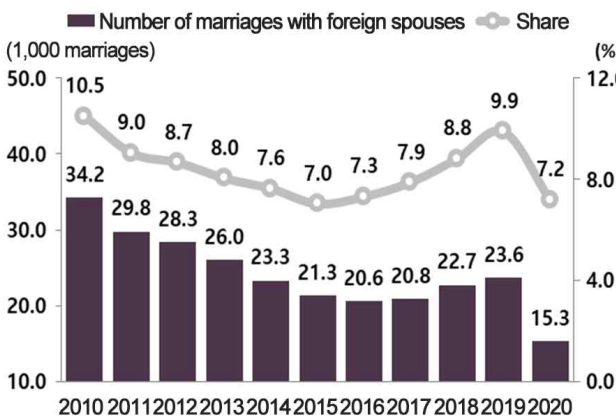
< Divorce rate by gender and age (2020) >



**The number of marriages with foreign spouses decreased by 35.1% from 2019. The number of divorces with foreign spouses decreased by 10.5% from 2019.**

- The number of marriages with foreign spouses decreased by 8 thousand (-35.1%) to 15 thousand in 2020.
- The number of divorces with foreign spouses decreased by 1 thousand (-10.5%) to 6 thousand in 2020.

< Marriages with foreign spouses (2010-2020) >



< Divorces with foreign spouses (2010-2020) >

