



Statistics Korea

Press Release

다시, 대한민국!
새로운 국민의 나라

Embargo 12:00 P.M., Mar. 19, 2024 Embargo 08:30 A.M., Mar. 19, 2024

Marriage and Divorce Statistics in 2023

Contact Division	Social Statistics Bureau Vital Statistics Division	Contact Person	Lim, Young-il (042-481-2250)
------------------	---	----------------	------------------------------

Marriage and Divorce Statistics in 2023

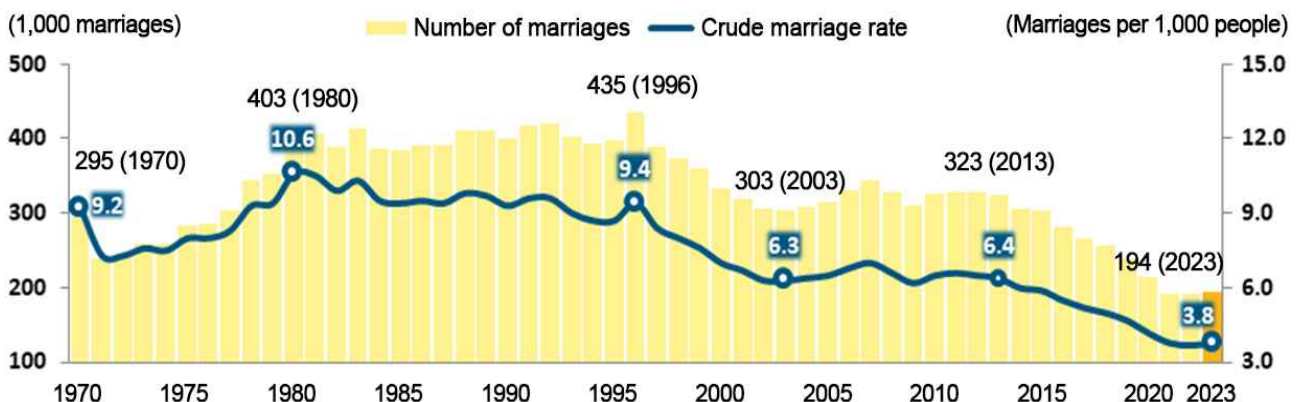
In 2023, the number of marriages was 194 thousand, which rose by 1.0% (2 thousand) from 2022.

- The crude marriage rate (the number of marriages per 1,000 people) stood at 3.8 in 2023, which remained the same as 2022.

[Table] Number of marriages and crude marriage rate (2013-2023)

	2013	2014	2015	2016	2017	2018	2019	2020	2021	2022	2023
Number of marriages (1,000 marriages)	322.8	305.5	302.8	281.6	264.5	257.6	239.2	213.5	192.5	191.7	193.7
Change (1,000 marriages)	-4.3	-17.3	-2.7	-21.2	-17.2	-6.8	-18.5	-25.7	-21.0	-0.8	2.0
Percent change (%)	-1.3	-5.4	-0.9	-7.0	-6.1	-2.6	-7.2	-10.7	-9.8	-0.4	1.0
Crude marriage rate*	6.4	6.0	5.9	5.5	5.2	5.0	4.7	4.2	3.8	3.7	3.8

* Marriages per 1,000 people

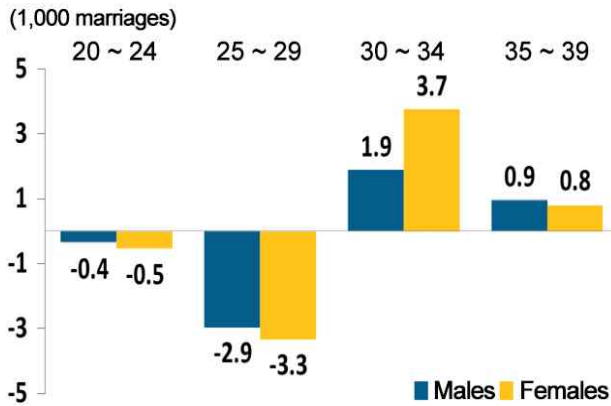


- Compared to 2022, the marriages of males and females aged 30 to 34 showed the largest increase.

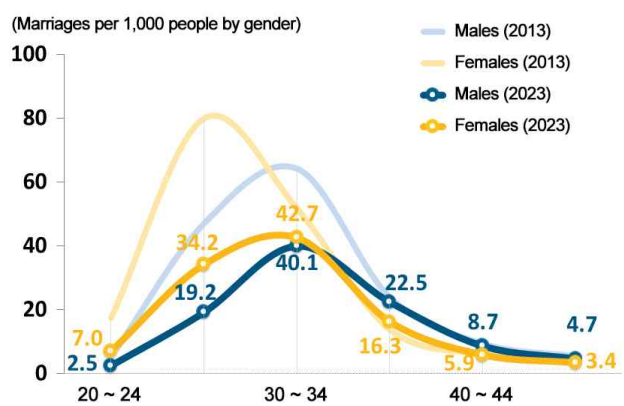
- The marriages of males aged 30 to 34 rose by 2 thousand (2.7%) from 2022. The marriages of females aged 30 to 34 rose by 4 thousand (5.8%) from 2022.

- As for the marriage rate by age group (the number of marriages per 1,000 people in a given age), males aged 30 to 34 showed the highest figure of 40.1 marriages per 1,000 males. Females aged 30 to 34 showed the highest figure of 42.7 marriages per 1,000 females.

< Year-on-year change in the number of marriages by sex and age group (2023) >



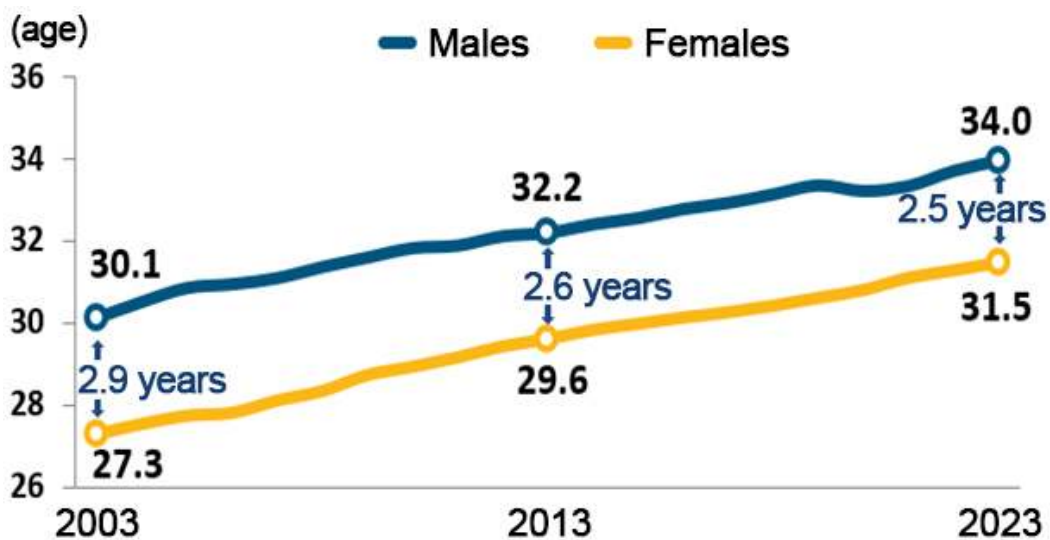
< Marriage rate by sex and age group (2013, 2023) >



The mean age at first marriage of males was 34.0 years in 2023, up 0.3 year from 2022. The mean age at first marriage of females was 31.5 years in 2023, up 0.2 year from 2022.

- The mean age at first marriage of males was 34.0 years in 2023, up 0.3 year from 2022. The mean age at first marriage of females was 31.5 years in 2023, up 0.2 year from 2022.
- Compared to a decade ago, the mean age at first marriage of males and females went up by 1.8 years and 1.9 years, respectively.

< Mean age at first marriage by sex (2003-2023) >



In 2023, the number of divorces was 92 thousand, which decreased by 0.9% (-8 hundred) from 2022.

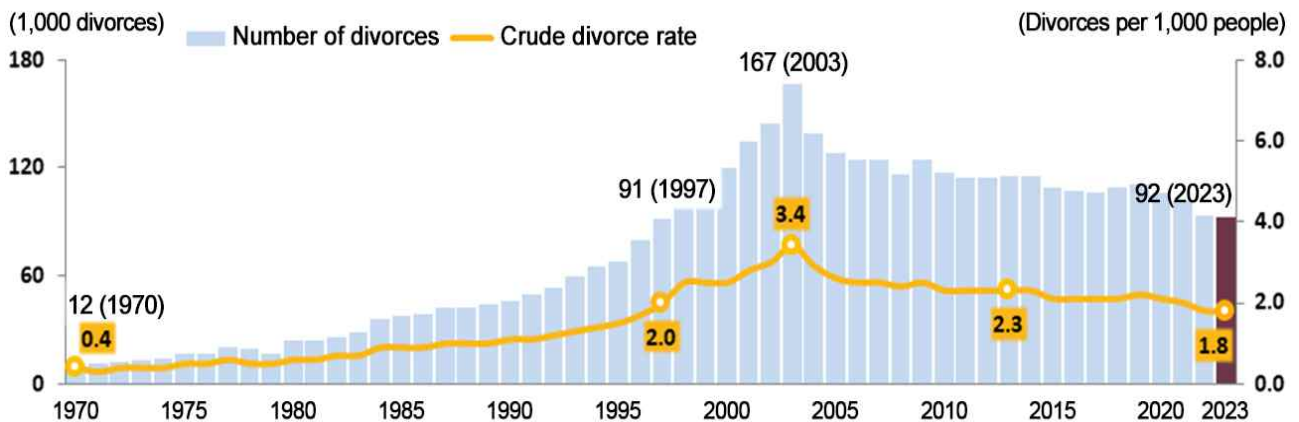
- The crude divorce rate (the number of divorces per 1,000 people) stood at 1.8 in 2023, which remained the same as 2022.

[Table] Number of divorces, crude divorce rate and divorce rate of married persons (2013-2023)

	2013	2014	2015	2016	2017	2018	2019	2020	2021	2022	2023
Number of divorces (1,000 divorces)	115.3	115.5	109.2	107.3	106.0	108.7	110.8	106.5	101.7	93.2	92.4
Change (1,000 divorces)	1.0	0.2	-6.4	-1.8	-1.3	2.7	2.1	-4.3	-4.8	-8.4	-0.8
Percent change (%)	0.9	0.2	-5.5	-1.7	-1.2	2.5	2.0	-3.9	-4.5	-8.3	-0.9
Crude divorce rate*	2.3	2.3	2.1	2.1	2.1	2.1	2.2	2.1	2.0	1.8	1.8
Divorce rate of married persons**	4.8	4.8	4.5	4.4	4.4	4.5	4.5	4.2	4.0	3.7	3.7

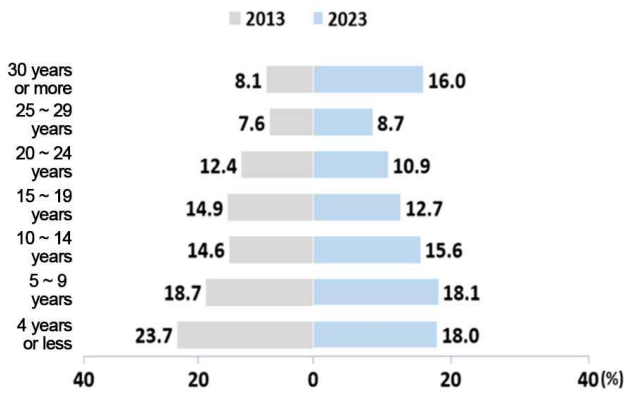
* Divorces per 1,000 people

** Divorces per 1,000 married people aged 15 or more

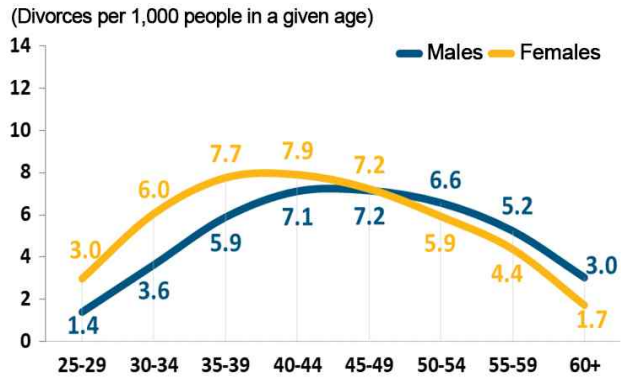


- The divorces recording the marriage duration of '5 ~ 9 years' before getting divorced occupied the largest share at 18.1% of the total divorces, which was followed by the duration of '4 years or less' (18.0%) and '30 years or more' (16.0%).
- As for the divorce rate by age (the number of divorces per 1,000 people in a given age), males aged 45 to 49 showed the highest figure of 7.2 divorces per 1,000 males. Females aged 40 to 44 showed the highest figure of 7.9 divorces per 1,000 females.

< Share of divorces by marriage duration (2013, 2023) >



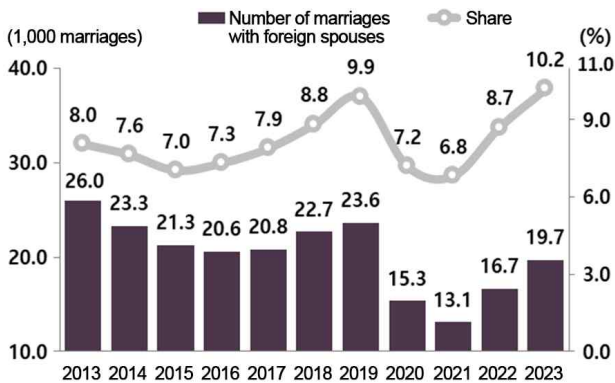
< Divorce rate by sex and age (2023) >



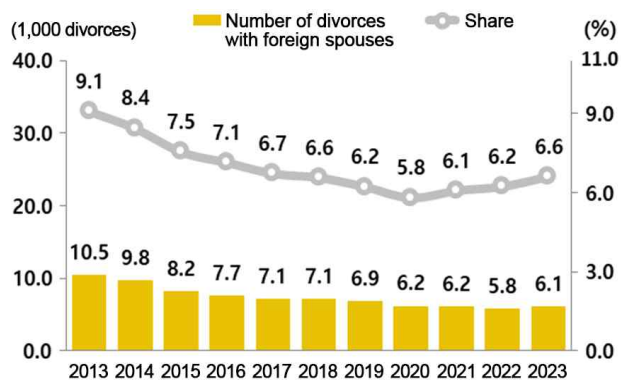
The number of marriages with foreign spouses increased by 18.3% from 2022. The number of divorces with foreign spouses increased by 5.1% from 2022.

- The number of marriages with foreign spouses increased by 3 thousand (18.3%) to 20 thousand in 2023.
- The number of divorces with foreign spouses increased by 3 hundred (5.1%) to 6 thousand in 2023.

< Marriages with foreign spouses (2013-2023) >



< Divorces with foreign spouses (2013-2023) >



Purpose

- Marriage and divorce influence the change in the size and structure of population. Statistics of marriage and divorce are produced to be used as basic data when making policies.

 Basic data

- Reports of marriage and divorce are submitted to administrative district offices of Si (& Gu) or Eup (& Myeon) between January 1st and December 31st, 2023, according to the Statistics Act and the Act on Registration of Family Relations. These reports are used as basic data when producing statistics of marriage and divorce.

 Legal basis

- Designated statistics approved according to Article 17 of the Statistics Act (Approval No. 101003, Vital Statistics)

 Statistical terms

- Crude Marriage Rate (CMR)
:The crude marriage rate indicates the ratio of the number of marriages in a specific year to the mid-year population in that year. It is expressed as marriages per 1,000 population.
- General Marriage Rate (GMR)
:The general marriage rate indicates the ratio of the number of marriages in a specific year to the mid-year population aged 15 or more in that year. It is expressed as marriages per 1,000 population.
- Age-specific Marriage Rate (ASMR)
:The age-specific marriage rate indicates the ratio of the number of marriages of a specific age group in a specific year to the mid-year male or female population in the age group in that year. It is expressed as marriages per 1,000 population of the specific age group.
- Crude Divorce Rate (CDR)
:The crude divorce rate indicates the ratio of the number of divorces in a specific year to the mid-year population in that year. It is expressed as divorces per 1,000 population.

○ General Divorce Rate (GDR)

:The general divorce rate indicates the ratio of the number of divorces in a specific year to the mid-year population aged 15 or more in that year. It is expressed as divorces per 1,000 population.

○ Age-specific Divorce Rate (ASDR)

:The age-specific divorce rate indicates the ratio of the number of divorces of a specific age group in a specific year to the mid-year male or female population in the age group in that year. It is expressed as divorces per 1,000 population of the specific age group.

○ Divorce Rate of Married Persons

:The divorce rate of married persons indicates the ratio of the number of divorces in a specific year to the mid-year married population** aged 15 or more in that year. It is expressed as divorces per 1,000 population.

* When calculating all marriage and divorce rates, the estimated population prior to 1992 and the resident registration population after 1993 (After 2010, residents whose residence is unidentified are excluded) are used.

** The mid-year married population is estimated by applying the share of married persons of Household Projections (as of 2020) to the mid-year resident registration population.